

City of Cerritos

Combined Financial Program

2021–2022





Cover photo: A birds-eye view of the Cerritos Civic Center shows the beautiful Cerritos Library, City Hall and surrounding trees and greenery that Cerritos is known for.

CITY OF CERRITOS

City Council / Successor Agency¹ / Public Financing Authority²

Grace Hu, Mayor / Agency Chair* / Authority Chair**
Chuong Vo, Mayor Pro Tem / Agency Vice Chair* / Authority Vice Chair**
Bruce W. Barrows, Council / Agency Member* / Authority Member**
Naresh Solanki, Council / Agency Member* / Authority Member**
Frank Aurelio Yokoyama, Council / Agency Member* / Authority Member**

Fine Arts and Historical Commission

Janet Beach
Michelle H. Guerrero
Matthew S. Kauble
Mansour Meisami

Parks and Recreation Commission

Jennifer H. Hong
Richard J. Martinez
Christopher D. McDaniel
Ashok "Pat" Patnaik
Deven Solanki

Planning Commission

Bhavin Gandhi
Carla Gilhuys
James Giordano
Diana Needham
Milo "Larry" Sagert

Property Preservation Commission

Bing S. Hadley
Jeannie Joung
Chan Yong Kim
Celia Spitzer
Latha Vasan

Appointed Officials

Art Gallucci, City Manager / Agency Executive Director* / Authority Executive Director**
Bill H. Ihrke, City Attorney / Agency Counsel* / Authority Counsel**
Vida Barone, City Clerk / City Treasurer / Agency Secretary* / Authority Secretary**

(Updated as of June 25, 2021)

¹ Titles with (*) refer to the Successor Agency to the Cerritos Redevelopment Agency.

² Titles with (**) refer to the Cerritos Public Financing Authority.

(This page is intentionally left blank)

TABLE OF CONTENTS

Cover	3
City Council, Commissions, and Appointments	3
Departmental Organization Chart	9
City Manager's Budget Message	11
Developing a Budget	21
City of Cerritos Financial Program:	23
<u>Summary and Statements of Fund Balances and Reserves</u>	24
General Fund (110)	25
Cerritos Center for the Performing Arts Endowment Fund (112)	26
Earthquake Special Fund (113)	27
Business License Software Fund (114)	28
Art in Public Places Fund (115)	29
General Plan Update Fund (116)	30
Road Maintenance and Rehabilitation Account Fund (RMRA) (210)	31
Street Improvement Fund (211)	32
Drainage Fund (213)	33
SB 821 Fund (215)	34
AQMD Special Fund (216)	35
Measure "R" Fund (217)	36
Proposition A Fund (218)	37
Proposition C Fund (219)	38
Measure "M" Fund (220)	39
Measure "A" Fund (231)	40
Measure "W" Fund (232)	41
AD #6 Maintenance District Fund (241)	42
Los Coyotes Lighting District Fund (242)	43
Local Law Enforcement Grant Fund (262)	44
COPS SB 3229 Fund (264)	45
Environmental Fund (266)	46
American Rescue Plan Fund (269)	47
City Housing Asset Fund (280)	48
Community Development Block Grant Fund (CDBG) (290)	49
Municipal Improvement Fund (410)	50
Sewer Fund (214)	51
Water Fund (510)	52
Reclaimed Water Fund (550)	53
Electric Utility Fund (570)	54
Equipment Replacement Fund (620)	55
Revenues:	57
<u>Revenue Summary</u>	58
General Fund	59
Special Revenue Funds	67
Capital Projects Fund	70

TABLE OF CONTENTS

Enterprise Funds	<u>71</u>
Internal Service Funds	<u>73</u>
Expenditures Summary	<u>75</u>
Expenditure Summary by Year	<u>76</u>
Expenditure Summary by Classification	<u>77</u>
Departmental Operating Budgets:	<u>79</u>
Legislative and Administrative	<u>81</u>
City Council	<u>83</u>
City Manager	<u>87</u>
Fine Arts and Historical Commission	<u>91</u>
City Attorney	<u>95</u>
City Clerk / City Treasurer	<u>99</u>
Department of Community Development	<u>103</u>
Office of the Director	<u>106</u>
Geographic Information Systems (GIS)	<u>108</u>
Advance Planning / Economic Development	<u>110</u>
Current Planning	<u>112</u>
Planning Commission	<u>114</u>
Economic Development Commission	<u>118</u>
Department of Public Works / Water & Power	<u>123</u>
Office of the Director / City Engineer	<u>126</u>
Engineering	<u>128</u>
Environmental Services	<u>130</u>
General Maintenance	<u>132</u>
Street Maintenance	<u>134</u>
Vehicle Maintenance	<u>136</u>
Facility Maintenance	<u>138</u>
Swim Center Maintenance	<u>140</u>
Parks & Trees Management	<u>142</u>
Median and Parkway Maintenance	<u>144</u>
Parkway Trees	<u>146</u>
Parks Maintenance	<u>148</u>
Golf Course Maintenance	<u>150</u>
Water & Power Management	<u>152</u>
Water Management	<u>154</u>
Water Production and Distribution	<u>156</u>
Water Operations	<u>158</u>
Water Inspection	<u>160</u>
Reclaimed Water Operations	<u>162</u>
Electric Utility	<u>164</u>
Department of Community & Safety Services	<u>167</u>
Community & Safety Services	<u>170</u>
Community Participation	<u>172</u>

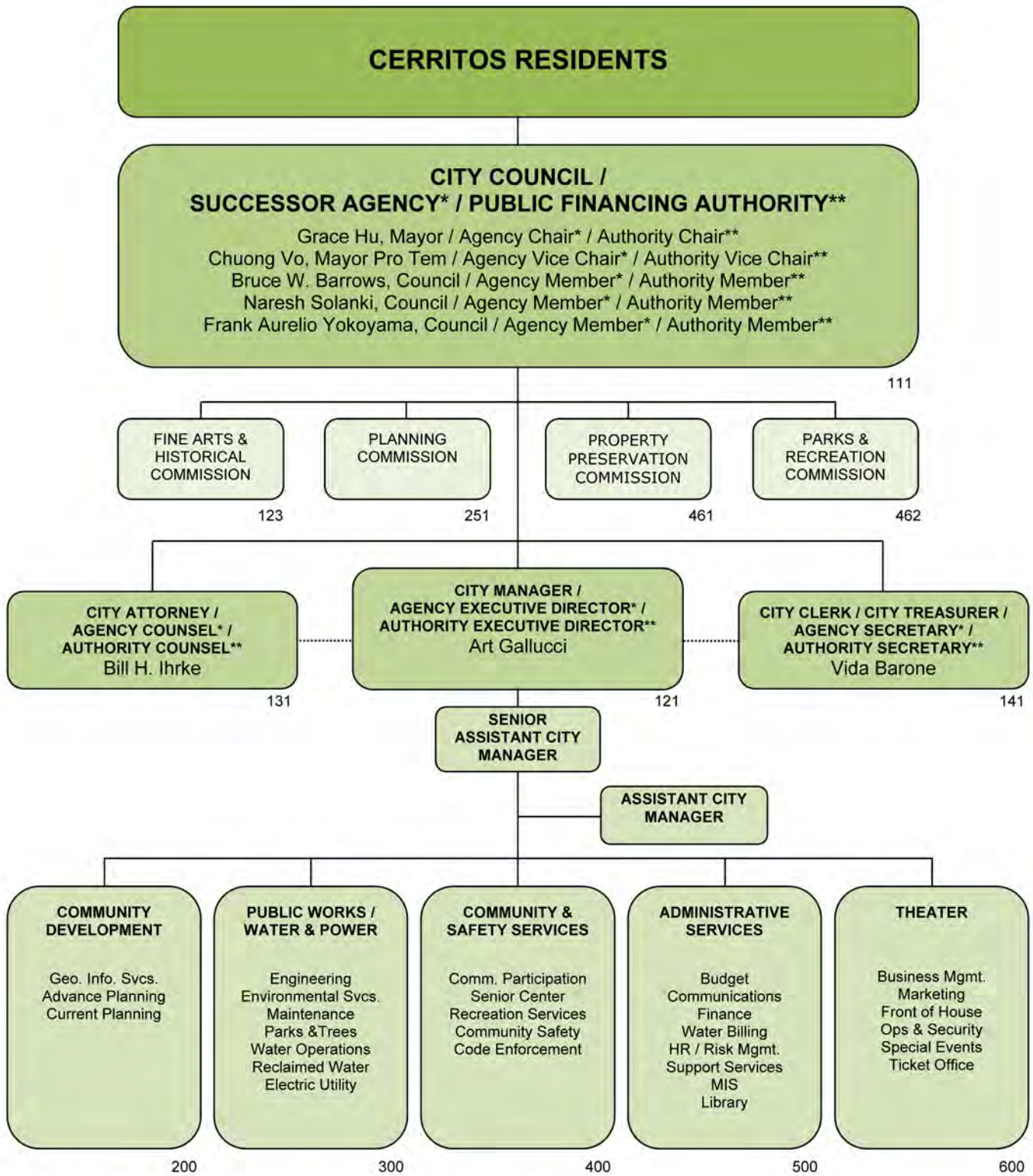
TABLE OF CONTENTS

Senior Center	<u>174</u>
Recreation Services	<u>176</u>
Golf Course	<u>178</u>
Swim & Fitness Center	<u>180</u>
Community Safety	<u>182</u>
Code Enforcement	<u>184</u>
Property Preservation Commission	<u>186</u>
Parks & Recreation Commission	<u>190</u>
Department of Administrative Services	<u>195</u>
Office of the Director	<u>198</u>
Communications	<u>200</u>
Finance	<u>202</u>
Water Billing	<u>204</u>
Human Resources/Risk Management	<u>206</u>
Support Services	<u>208</u>
Property Control	<u>210</u>
Management Information Services	<u>214</u>
Municipal Library	<u>216</u>
Theater Department	<u>219</u>
Office of the Director	<u>224</u>
Business Management	<u>226</u>
Performance Marketing & Sales	<u>228</u>
Front of the House Management	<u>230</u>
Operations & Security	<u>232</u>
Special Event Services	<u>234</u>
Box Office	<u>236</u>
Personnel Positions	<u>239</u>
Authorized Positions	<u>241</u>
Employee Classification Tables	<u>253</u>
Capital Improvement Program:	<u>263</u>
CIP Overview	<u>264</u>
CIP Fund Sources	<u>266</u>
Parks and Open Space	<u>269</u>
Government Buildings	<u>279</u>
Streets and Highways	<u>290</u>
Traffic Signals	<u>297</u>
Water Improvements	<u>300</u>
Sewer Improvements	<u>307</u>
Other Projects	<u>310</u>
Successor Agency to the Cerritos Redevelopment Agency (S.A.):	<u>313</u>
S.A. Summary and Statements of Fund Balances and Reserves	<u>314</u>
Redevelopment Property Tax Trust Funds (RPTTF) (943)	<u>316</u>
Fiscal Agent Bond Reserve Funds (945)	<u>317</u>

TABLE OF CONTENTS

S.A. Revenue Summary	318
S.A. Administrative Operating Budget	320
Bond Interest, Redemption and Loans	324
Appendices:	
Appendix A	327
Resolution for the Combined Financial Program	328
Appendix A1	333
Resolution for the Investment Policy	334
Investment Policy	335
Appendix B	351
Resolution for the Annual Appropriation Limit	352
Appendix C	353
Chart of Expense Accounts and Definitions	354
Appendix D	365
Acronyms	366
Appendix E	369
Capital Improvement Program Detail for Project #21701	370
General Plan Legend	372
General Plan Map	373
Recreation Facilities Map	374
Redevelopment Area Map	375
Freeway Buffer Walls Map	377
Cerritos Towne Center Area Map	378
Appendix F	379
Cerritos Demographics	380

CITY OF CERRITOS ORGANIZATION CHART



(Updated as of April 21, 2021)

Titles with (*) refer to the Successor Agency to the Cerritos Redevelopment Agency.
Titles with (**) refer to the Cerritos Public Financing Authority.

(This page is intentionally left blank)



CIVIC CENTER • 18125 BLOOMFIELD AVENUE
P.O. BOX 3130 • CERRITOS, CALIFORNIA 90703-3130
PHONE: (562) 860-0311 • CERRITOS.US



June 25, 2021

Honorable Mayor and Members of the City Council
Chair and Members of the Successor Agency
to the Cerritos Redevelopment Agency

Dear City Council and Agency Members:

It is a privilege to present the adopted City of Cerritos (City) Combined Financial Program (Budget) for the Fiscal Year (FY) 2021-2022³. The proposed Budget for the City is a \$112.7 million one-year package of services, programs, and projects for the benefit of the Cerritos community. This extensive, detailed, and balanced Budget continues the City Council's priorities established last year to protect General Fund reserves and reduce expenditures while continuing essential operational services, and provides a robust \$18.2 million Capital Improvement Program (CIP) of one-time expenses.

BALANCING A BUDGET IN EXTRAORDINARY TIMES

During the preparation of last year's FY 2020-21 Budget, the world was suddenly confronted with the unprecedented challenges associated with the COVID-19 pandemic. Although the City was and remains fiscally strong, it was not insulated from the rapid onset of economic and operational disruptions caused by COVID-19 shutdowns of several business sectors and City operations. Due to the uncertainties and unpredictable nature of the pandemic at the time of their projection, the FY 2020-21 Budget revenue forecasts were reduced by \$5.4 million from the previous year's adopted Budget.

Faced with the prospect of a rapidly deteriorating economy that threatened the City's revenues and fiscal position, the City Council acted swiftly to protect the community's funding reserves. Through strategic operational adjustments in the adoption of the FY 2020-21 Budget, the City achieved a budget reduction of \$7.5 million from the previous year's adopted Budget. Indeed, those responses were developed as a temporary measure and made with the optimism that a reopening and recovery period would commence in the first half of FY 2020-21. As the Budget forecasts resources for the City Council's appropriation to provide services, programs, and improvements to the community, the events of the past year, ongoing business closures at the time of Budget preparation, and resulting fluctuations in revenues were simply not anticipated to last this long.

The pandemic's economic challenges continue to evolve and linger a year later, where some impacts to the City's General Fund revenues are deepening due to the loss of facility rentals, fees, and services. Despite sales tax losses from sectors including consumer goods, restaurants, and hotels, overall sales tax revenue has experienced unforeseen growth over the past year. As a result of facility closures, the City has realized significant savings through unspent appropriations, such as those allocated to the Library, Recreation, and Cerritos Center for the Performing Arts (CCPA). The combination of unexpected revenue activity and the reduction in operational costs have helped the City to maintain a balanced budget during the pandemic,

³ The City Manager's Budget message was revised from the Preliminary Budget to include changes and modifications to the Budget as adopted by resolution (see [Appendix A](#)) of the City Council on June 24, 2021.

although the duration of City facility closures has undoubtedly negatively affected the Cerritos community as a whole.

Through the City Council's leadership and careful stewardship of the City's finances during the pandemic, Cerritos remains a premiere community in Southern California as the City continues to fiscally weather these challenging times. In a conservative effort to balance the budget in the face of revenue uncertainties associated with the COVID-19 pandemic, the FY 2021-22 Budget maintains operational expenditure reductions for part of the year ahead. The Budget also estimates substantial General Fund reserve growth, providing the City Council with additional financial security and the ability to respond to the needs of the community as deemed appropriate. These are particularly important factors when considering the City's Budget and programming for the new fiscal year along with the anticipated reopening of businesses and City facilities in the months ahead.

BUDGET OBJECTIVES AND HIGHLIGHTS

In consideration of the City Council's priorities and measured fiscal management of the community's financial resources, especially during the COVID-19 pandemic, the following Budget objectives were accomplished:

- Protect and maintain the General Fund reserves to address uncertainties during the recovery from the COVID-19 crisis;
- Reduce expenditures in personnel and operations through December 2021 to accommodate potential COVID-19 related City facility closures and/or gradual reopening, while maintaining all core services;
- Manage the rising costs of the law enforcement and public safety services without reducing crime prevention; and,
- Address City infrastructure needs and deferred maintenance through the CIP, including street resurfacing and water-related projects, utilizing non-General Fund resources such as grants and reimbursements when possible.

The City's projected combined total of all governmental and enterprise revenues is \$113.9 million and expenditures is \$112.7 million for all funds, resulting in a balanced Budget with a surplus of \$1.2 million. The General Fund, which provides the City's main operating funds, is estimated to increase \$2.7 million in spendable reserves between July 1, 2021 and June 30, 2022, ending with an estimated balance of \$73.7 million.

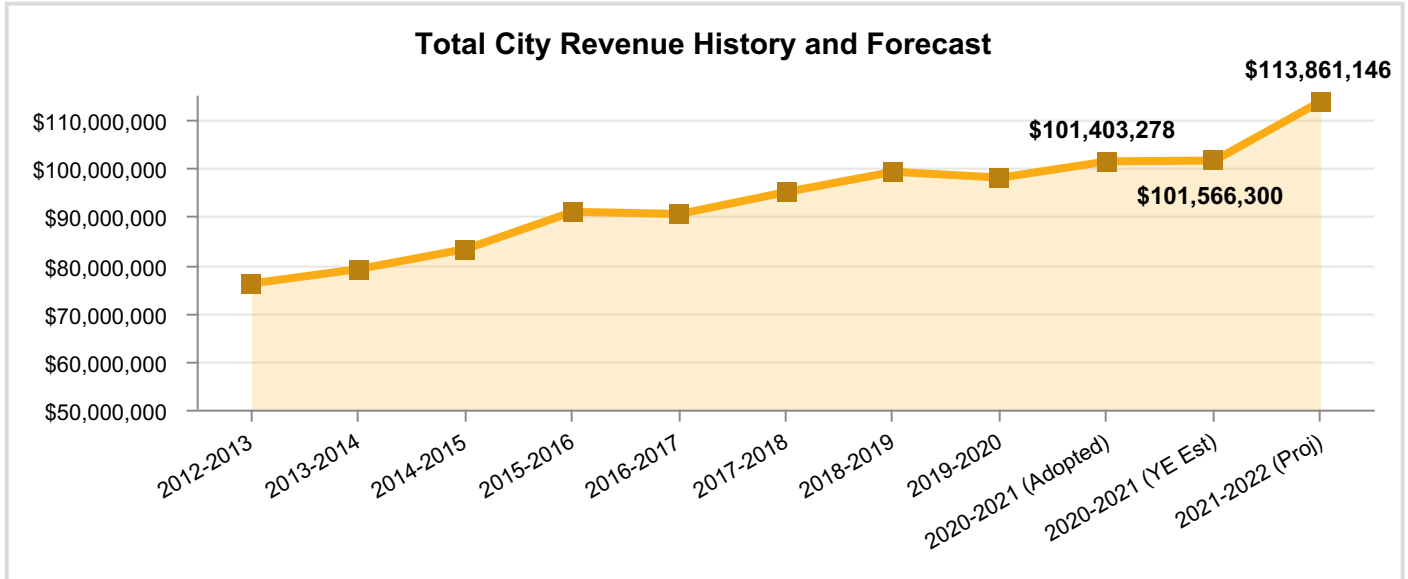
REVENUE

The Budget forecasts \$113.9 million in total City revenue for FY 2021-22, which includes projections for all funds and uses. Although there were substantial mid-year fluctuations in some revenues due to the COVID-19 pandemic, the FY 2020-21 Year-End Estimate includes a modest \$163 thousand in total upward adjustment from the original forecast heading into the end of the fiscal year. The FY 2021-22 revenue forecast is projected to increase \$12.5 million year-over-year.

The surge in forecasted revenues is mainly due to projected growth in sales tax (\$5.7 million) year-over-year, and the anticipated one-time COVID-19 federal funding provided by the American Rescue Plan Act of 2021 (\$6.3 million). Additionally, previous Budgets calculated the Successor Agency to the Cerritos Redevelopment Agency (Successor Agency) principal loan repayments as loan balance reductions, whereas the FY 2021-22 Budget provides next year's principal repayment as revenue (\$4 million) to highlight changes in fund balances and recognize cash inflows for planning purposes.

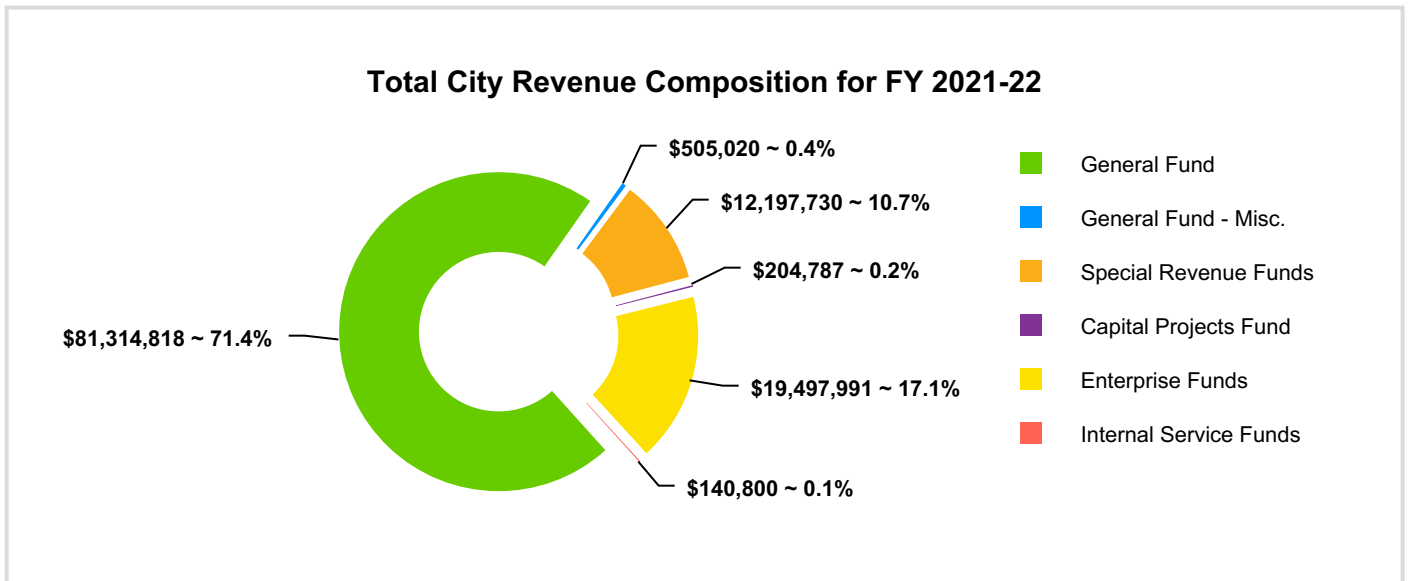
There are also revenue reductions to consider: with the City Council approval to rehabilitate and lease the City-owned property at 12616 183rd Street (Project 18206), the projected one-time insurance reimbursement (\$2.6

million, original adopted; \$3.6 million, estimated) is budgeted for the previous year and will not carry forward; Street Fund grants for projects that are expected for completion in the previous year (\$725,000); and the postponement of C-5 Water Well (Project 17197) work funded by deferred legal settlement revenues (\$650,000). Figure 1 illustrates the overall City revenue history and trends for the past ten years:



Sources: Cerritos CAFR for year-ending June 30, 2020 and Preliminary Budget FY 2021-22
Figure 1

Like most municipal agencies, the City does not operate or fully evaluate its budget position solely on this gross aggregate amount. Rather, the City operates and evaluates thirty-one (31) independent funds, each with their own bottom line, considerations, and distinctions. Although these funds do interact with each other, most of them are restricted or assigned for legal and/or specific uses. Figure 2 shows the total City's revenue composition across the different fund classifications, broken down by amount and percentage:



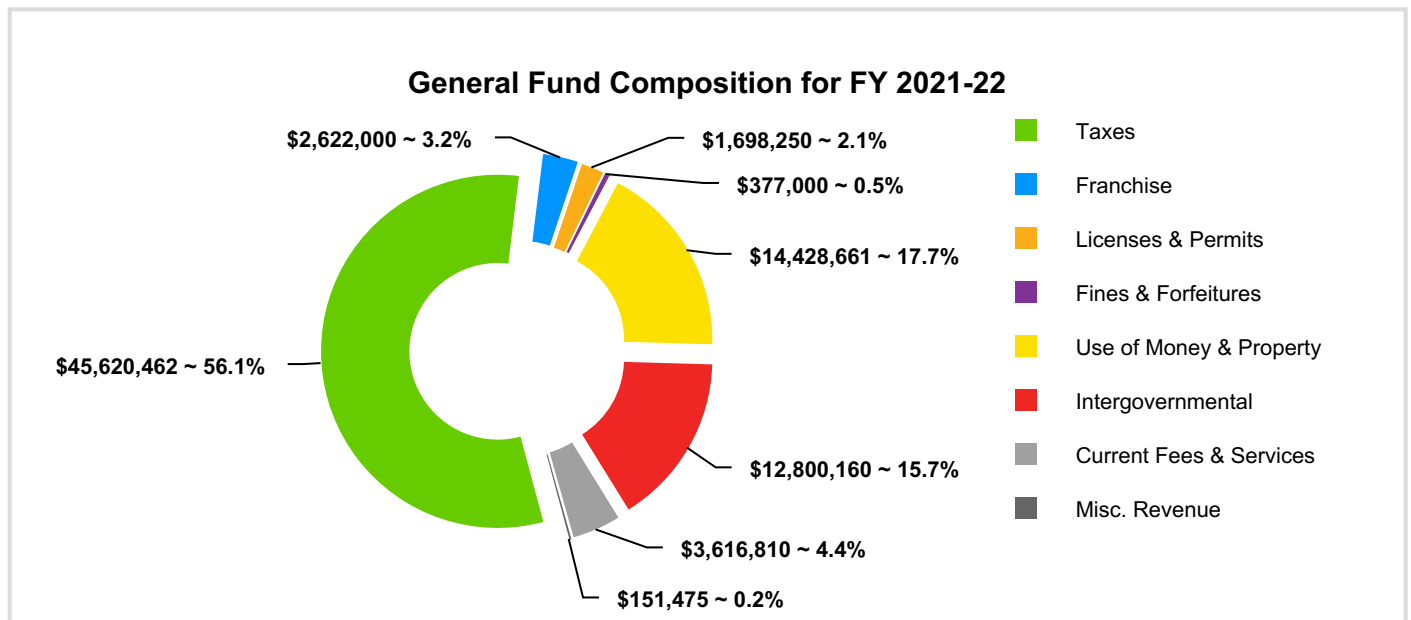
Sources: Preliminary Budget FY 2021-22
Figure 2

The City operates twenty-seven (27) government-type funds, which include the General Fund (and its miscellaneous fund components), Special Revenue funds, Capital Project funds, and Internal Service funds. These government-type funds comprise approximately 80% of the total revenue for the City in the Budget, funding the majority of the City's operation and capital outlay.

The four (4) Enterprise (business-type, proprietary) funds make up approximately 20% of the overall revenue stream and are intended to be self-supporting activities. However, the Water, Sewer, and Electric Utility activities have historically operated at an annual deficit, requiring a loan from the General Fund to subsidize their respective operations. Projected deficits in the Sewer Fund (\$785 thousand) and Electric Utility Fund (\$869 thousand) will result in an estimated combined loan of \$1.7 million from the General Fund by the end of FY 2021-22.

The City continues to generate most of its revenues in the General Fund. The largest share of General Fund revenues comes from the Taxes classification (56%), which is where sales tax is budgeted and collected. The Use of Money & Property category (18%) provides some diversification for the City's revenue stream from its ground lease portfolio, which is projected at \$7.8 million for FY 2021-22. The portfolio includes the properties at the Cerritos Towne Center, Lincoln Station, Moore Street, and the Kia and Jaguar/Land Rover dealerships in the Cerritos Auto Square.

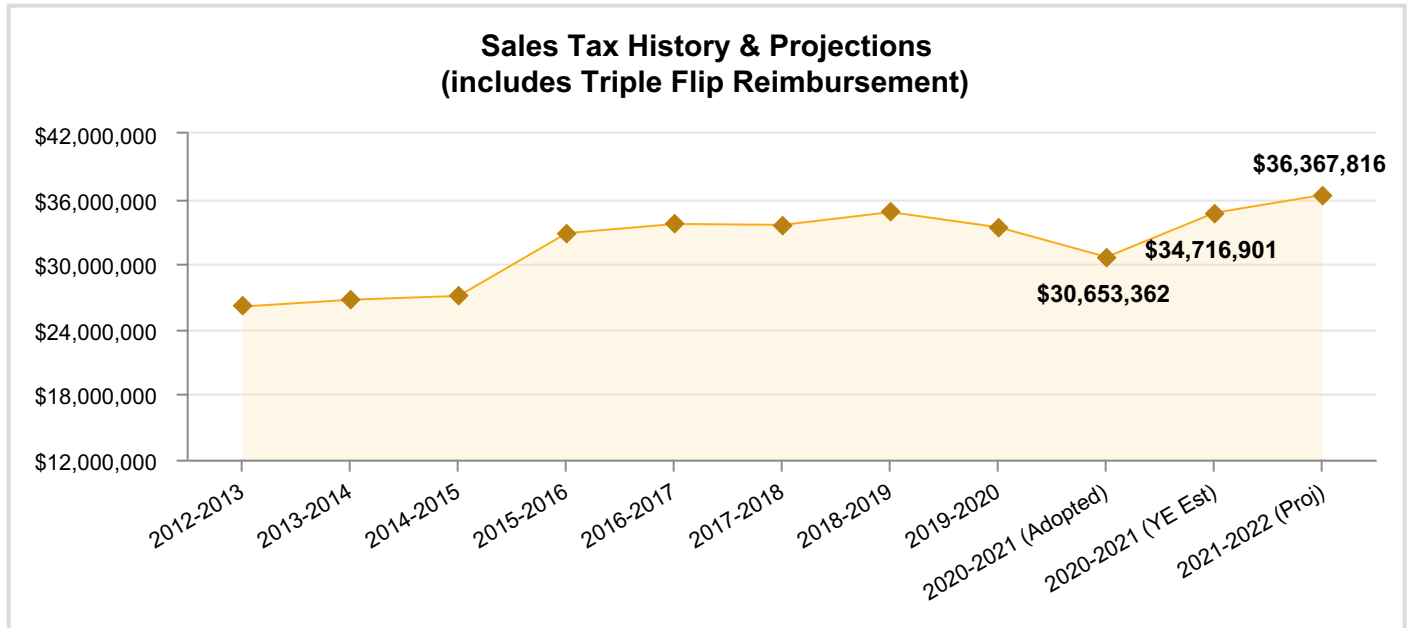
The Intergovernmental classification is particularly large in this composition (16%) for FY 2021-22 due to the one-time \$6.3 million in American Rescue Plan Act funds. Figure 3 illustrates the composition of the General Fund revenues, broken down by amount and percentage:



Sources: Preliminary Budget FY 2021-22
 Figure 3

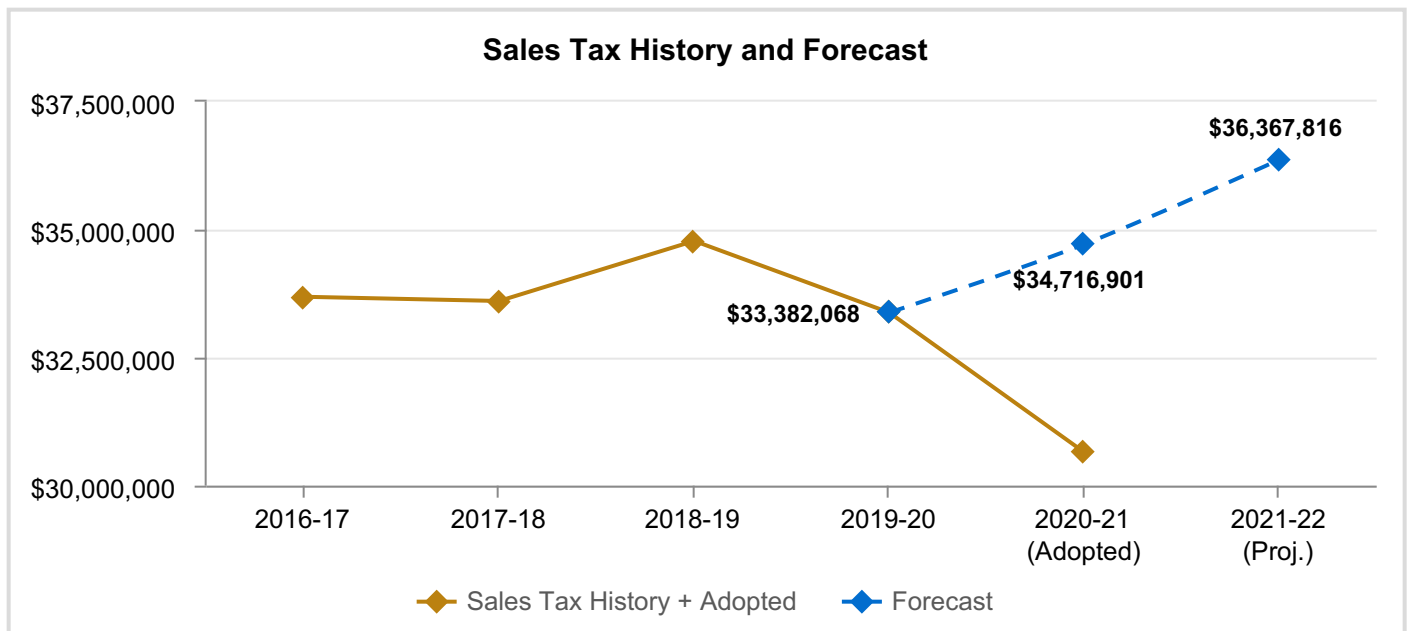
The City's primary source of recurring revenue is sales tax, making up approximately 30% of its total annual resources. Due to the economic impacts of the COVID-19 pandemic during Budget development last year, the year-end estimates for FY 2019-20 and original forecast for FY 2020-21 were significantly reduced for the adopted FY 2020-21 Budget based on analysis by the City's sales tax consultant. The final sales tax payments for FY 2019-20 closed at \$33.4 million, providing \$2.7 million in excess of the previous year-end expectations. Based on the analysis of remarkable and unanticipated growth, the original of \$30.7 million sales tax revenue forecast for FY 2020-21 was revised to year-end estimate of \$34.7 million, which is an increase of \$4 million

from the adopted Budget. The original forecasted sales tax "dip" in the FY 2020-21 adopted Budget can be seen in Figure 4:



Sources: Cerritos CAFR for year-ending June 30, 2020 and Preliminary Budget FY 2021-22
Figure 4

To illustrate this recovery further, Figure 5 provides the original sales tax history and forecasted path in the solid amber line, and the most recent projections in the dotted blue line:



Sources: Cerritos CAFR for year-ending June 30, 2020 and Preliminary Budget FY 2021-22
Figure 5

Please see the Revenue section of the Budget document for a detailed review of the revenues received by the City, forecast, and individual estimates by category, fund, and object code.

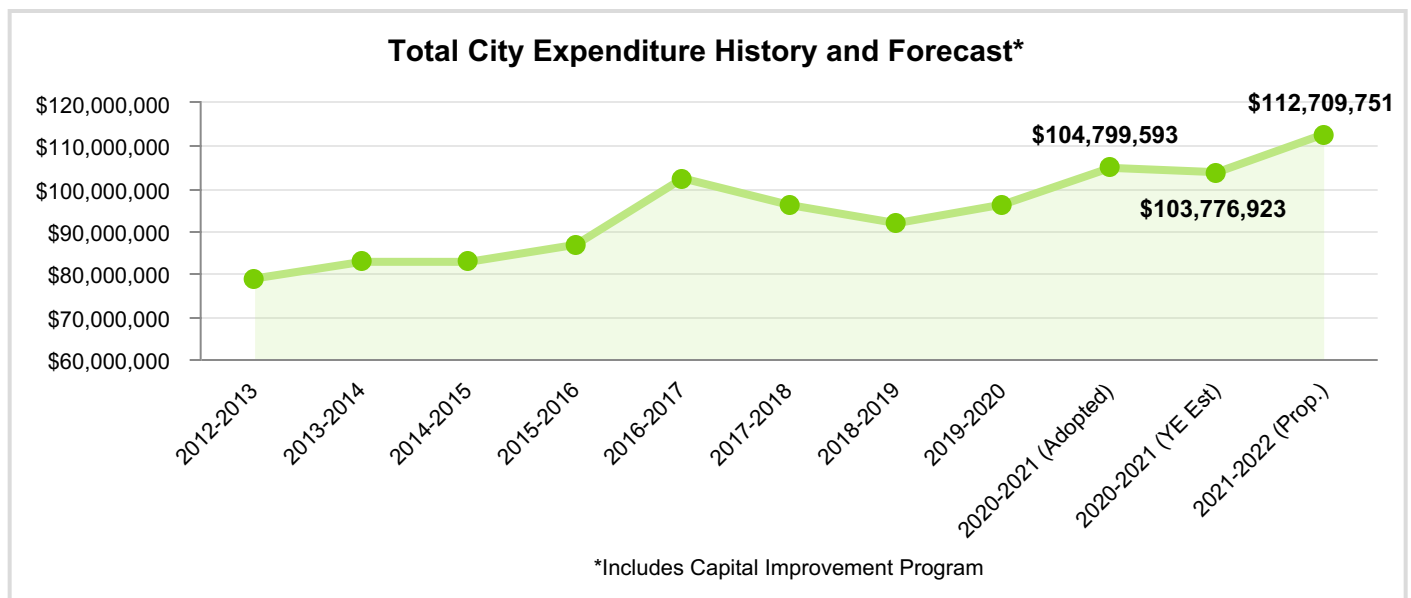
OPERATING EXPENDITURES

In total, the FY 2021-22 Budget appropriates \$112.7 million for all services, programs, and CIP, not including Successor Agency activity. The City's ongoing operating costs, which include personnel, operations and maintenance, and capital outlay in the form of equipment are allocated \$94.5 million in the overall Budget. The operating budget was developed by starting with last year's adopted budget as a base, analyzing adjustments throughout the fiscal year, and reviewing each department's current and projected service levels and programs. In consideration of potential continued COVID-19 impacts, additional efforts were made to adjust activities, programming, and personnel budgets. Overall, the operating budget provides a \$4 million increase year-over-year from the previous adopted Budget.

Some of the significant changes from last year include the restoration and addition of personnel positions along with fringe benefit rate increases (\$2 million), operations and maintenance increases attributed to the Electric Utility, L.A. County Sheriff's Department contract, upcoming elections, insurance, and other various cost changes (\$800 thousand), and capital outlay equipment (\$1.1 million). In anticipation of potential COVID-19 related closures through December and/or the gradual reopening of City facilities commensurate with Budget objectives, several programs and personnel expenditures were reduced in Recreation, Community Participation, Senior Services, Library, and CCPA. These adjustments provide approximately \$2.2 million in personnel and operational savings compared to the FY 2019-20 actual expenditures, the last available complete year of data.

The Budget includes \$840 thousand for equipment purchases in Property Control, which were mostly eliminated last year as a cost-saving measure. Capital equipment purchases and maintenance in Property Control (552) use Equipment Replacement Fund revenues (appx. \$150 thousand annually) and reserves (appx. \$10 million). In the absence of adequate replenishments, this fund was projected for depletion in ten to fifteen years, depending on its future assigned uses. Consequently, the adopted Budget provides for a one-year matching General Fund transfer (\$873 thousand) to maintain the Equipment Replacement Fund reserve levels through at least June 2022. Additional capital equipment is detailed in the Budget for replacement C.O.W. buses (\$350 thousand, AQMD Fund) and Water Operations trucks (\$242 thousand, Water Fund).

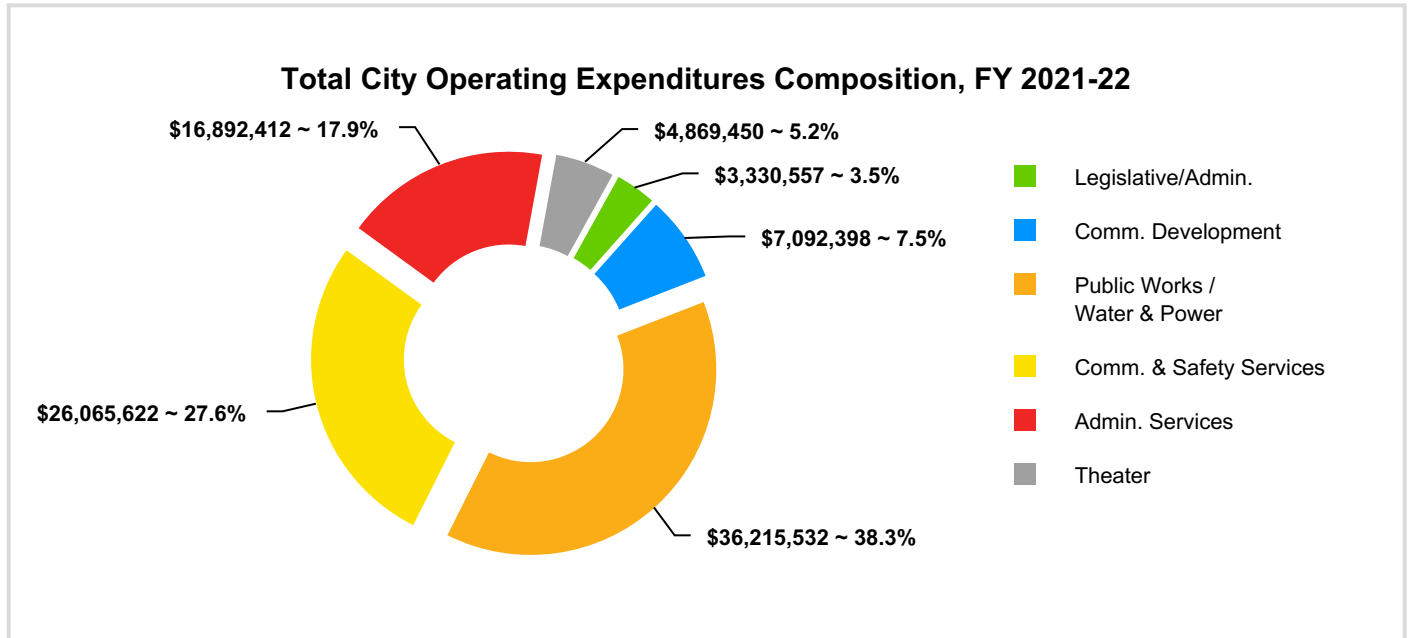
The City's increasing expenditure history, including equipment and CIP expenses, is provided in Figure 6:



Sources: Cerritos CAFR for year-ending June 30, 2020 and Preliminary Budget FY 2021-22

Figure 6

Figure 7 displays the composition of expenditures by department, including amounts and percentages of the Budget. This chart illustrates the emphasis on Community & Safety Services at 28%, which includes law enforcement services, and Public Works / Water & Power at 38%, for services such as maintenance of buildings, streets, trees, water operations, and the Electric Utility:



Sources: Preliminary Budget FY 2021-22
Figure 7

Significant changes in operations and maintenance items are reflected in activity commentaries within the Department Activity and Expenditures pages. Those programs reflecting notable changes from the previous Budget include:

Public Safety: The law enforcement contract with the L.A. County Sheriff's Department is the largest operational expenditure each year, claiming approximately 18% of the City's total operational budget. The agreement was carefully reviewed in an effort to identify any savings opportunities in this area. Contract service rate adjustments and identified reductions in overtime expenses resulted in a modest \$119 thousand increase for law enforcement.

Personnel / Risk Management: The general liability and property insurance budget is projected to increase \$307 thousand for the fiscal year due to insurance rate adjustments determined by the Joint Powers Insurance Authority (JPIA).

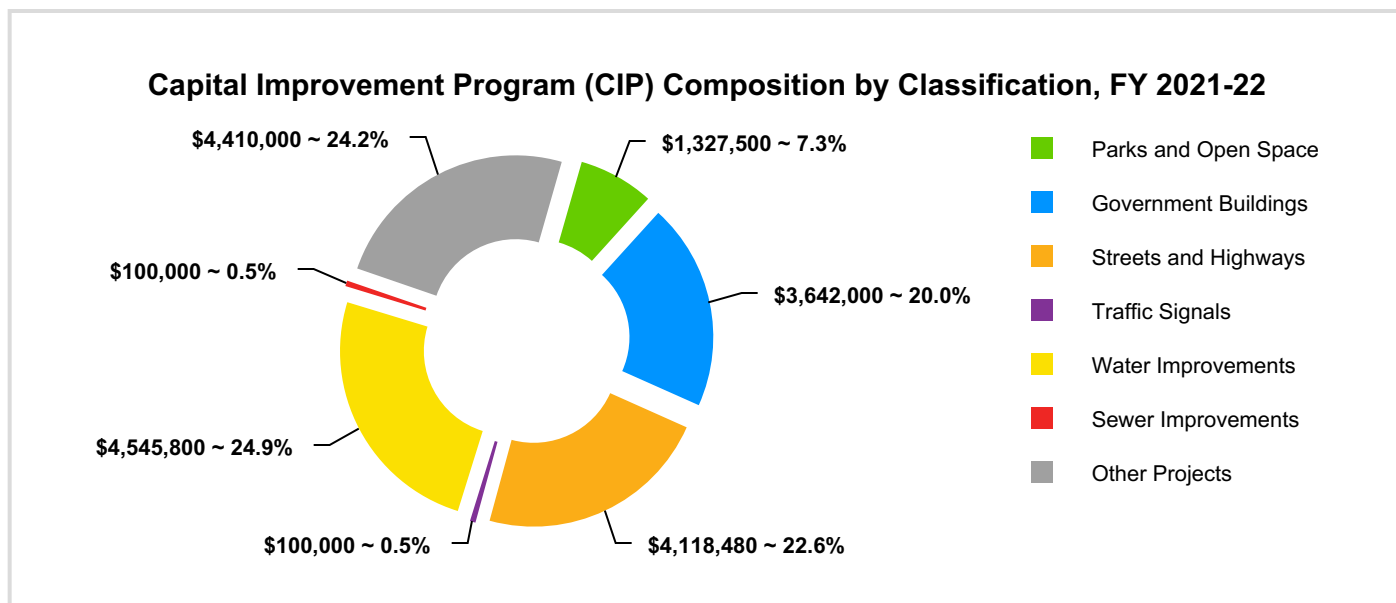
Legal Services: The City's legal services are budgeted by division based on estimated requirements each year. The combined budget for all legal services, including the recently approved City Attorney contract, were increased by \$213 thousand. However, this increase is offset by the elimination in City Attorney personnel expenditures (\$209 thousand) as this area is a fully contracted service in the Budget.

Theater: Theater Department operations at CCPA for the FY 2020-21 year-end estimate was reduced another \$2.4 million, which illustrates the devastating effects of COVID-19 on City facilities, as the anticipated mid-year opening of the world-class venue was delayed until at least December 2021. The FY 2021-22 Budget repeats the projections of the previous year's adopted Budget and was developed to accommodate a partial season of shows, rentals, and donor activity.

CAPITAL IMPROVEMENT PROGRAM (CIP)

The Budget includes CIP funding of \$18.2 million for sixty-two (62) projects, which are mainly focused on one-time infrastructure improvements throughout the community. To meet the objective of protecting unrestricted reserves, those projects using General Fund transfers are assigned most of the \$6.3 million in American Rescue Plan Act funding. Additional efforts were made to identify restricted revenues and fund balances, grants, reimbursements, and deferred revenue throughout the CIP. Please refer to the CIP fund source pages for a detailed review of all project funding for the program.

Figure 8 shows the composition of the CIP by Activity Classification, including amounts and percentages from the total program, with the top four priorities shown as Water Improvements (25%), Streets and Highways (23%), Government Buildings (20%), and Other Projects (24%):



Sources: Preliminary Budget FY 2021-22

Figure 8

The Water Improvements activity, which also includes Reclaimed Water improvements, has a combined budget of \$4.5 million using deferred, enterprise, and restricted revenues. The C-5 Water Well project (Project #17197) utilizes \$250 thousand in deferred revenue from a WRD legal settlement, and funding from Measure "W" covers the cost of the NPDES Implementation Program (\$115 thousand, Project #17007), Groundwater Remediation at the Civic Center (\$925 thousand, Project #17199), and the Regional Stormwater Capture Facility (\$1.9 million, Project #22505).

The Streets and Highways activity allocates \$4.1 million to various infrastructure projects, of which \$3.6 million is either restricted or reimbursement funding. The remaining \$500 thousand is covered by the American Rescue Plan Act funding through transfers. Classification highlights include Residential Street Rehabilitation (\$1 million, Project #14088), Del Amo Blvd. Bridge Replacement (\$1.2 million, Project #13715), and Bloomfield Ave. Rehabilitation (\$600 thousand, Project #22301).

Government Buildings budgets \$3.6 million funded mostly by American Rescue Plan Act funding through transfers of \$2.7 million. The Civic Center Parking Structure Rehabilitation (\$1 million, Project #22209), Swim/Fitness Center Rehabilitation (\$400 thousand, Project #20201) and the City Council Chambers Audio/Video Equipment Upgrades (\$380 thousand, Project #22201) are some of the larger projects using these funds.

Additionally, the next phase of the CCPA Roof Replacement project (Project #12706) is scheduled to utilize restricted CCPA Endowment funding of \$850,000.

Parks and Open Spaces improvements include \$1.3 million in various projects throughout the community, \$936 thousand of which will also be funded by the American Rescue Plan Act. CDBG funding (\$187 thousand, Project #10074) will cover the playground resurfacing at Rosewood Park and grant funding is anticipated for the Neighborhood Picnic Shelter Installation project (\$205 thousand, Project #20104) at Friendship, Loma, and Heritage parks.

The Proposed Mixed-Use/Residential Infill Development project provides for the future development of affordable housing in the City of Cerritos, in accordance with State housing law. The project encumbers an additional \$4 million of the restricted reserves in the Housing Asset Fund. Consequently, the encumbrance will appear as an expense in the fund balance for FY 2021-22, but will remain encumbered in the reserves until the project is completed, transferred, or canceled.

SUCCESSOR AGENCY TO THE CERRITOS REDEVELOPMENT AGENCY (SUCCESSOR AGENCY)

The agreement between the Successor Agency and the California State Department of Finance (DOF) provides a total of \$67 million in loan repayments upon completion of the payment schedule in 2028. For FY 2021-22, the settlement agreement provides a total of \$4 million in principal loan repayment and \$610 thousand in interest revenue to the City. Per the agreement, \$801 thousand of the principal is restricted for the facilitation of affordable housing. In accordance with City Council direction, \$860 thousand of the principal is budgeted for transfer from the General Fund to the Electric Utility for annual debt service on the Magnolia Power Project bond. The projected reimbursement revenue for the Successor Agency is \$15.8 million, which are funds set aside for the reimbursement of enforceable obligations of the former Cerritos Redevelopment Agency (CRA).

For historical perspective, the City negotiated with DOF to purchase all properties that were owned by the former CRA for a total of \$11 million in the final agreement. When the payment was made in January 2017, the City acquired substantial assets in property that include all of the Cerritos Towne Center (89.2 acres), Lincoln Station (8.1 acres), Jaguar / Land Rover dealership (2 acres) and the Lamar / Kia dealership (4.5 acres). Additionally, the two properties of CCPA and 12616 183rd Street were included on the list of assets acquired by the City.

An independent real estate consultant estimated the total value of the properties to be \$2.72 billion at the expiration of their current ground leases. The purchase also included acquisition of the former CRA portion of the ground rent, which has an estimated value of \$90 million through the year 2087. The result of these negotiations strengthened the City's asset holdings and long-term financial security to ensure Cerritos remains a premiere community for many years to come.

RESERVES

The City's reserves remain healthy, despite the City's multi-year fiscal challenges brought on by the pandemic. At the conclusion of FY 2021-22, and in consideration of the budget presented herein, it is estimated that the City's spendable reserves, less receivables, will be approximately \$114.5 million (all funds). Of that, the General Fund estimated spendable reserves, less receivables, is projected to grow to \$73.7 million, an increase of \$2.6 million from last year's year-end estimate. As General Fund reserves are unrestricted, they are available for any purpose deemed appropriate by the City Council.

The ending balance of General Fund loans to the Enterprise Funds is projected to reach \$47.1 million at the end of FY 2021-22, as summarized below:

- \$11.3 million (Sewer)
- \$9.9 million (Water)
- \$23.4 million (Electric Utility)
- \$2.5 million (Electric Utility-Debt Service)

In consideration of the City's balanced operating budget position and substantial General Fund reserves, the City Council has the ability to modify its Budget priorities in order to meet the needs of the Cerritos community.

CONCLUSION

As the City anticipates a strong recovery from more than a year of COVID-19 pandemic-driven challenges, we look forward to once again providing the programs and services that are the hallmarks of this great community. This Budget works to achieve that goal, by ensuring expenditures are below projected revenues and available resources at the time it was adopted by the City Council for review and consideration. Further, this Budget meets the City Council's priority, including protecting (and growing) General Fund reserves, in order to provide the City Council with opportunities to respond appropriately to changing economic conditions while continuing to provide core City services for the community.

As the continuing and prevailing statement of the City's response to last year's COVID-19 crisis and the bright future ahead, the preparation of the Budget would simply not be possible without the wisdom and guidance of the City Council. Indeed, it is because of this strong leadership that the City remains financially secure with the ongoing ability to provide the Cerritos community with premiere public safety services, reliable infrastructure, and beautiful parks and facilities.

The willingness of the community to work towards a common goal of protecting the long-term interests of the City remains its most valuable asset. The leadership of the City Council, in concert with the community's commitment to sustaining the health and welfare of our great City, provides a strong foundation upon which the past, present, and future successes of Cerritos are built. It continues to be my great honor to serve as your City Manager with a spirit of anticipation for a better future as we move past the COVID-19 pandemic and into a year of recovery, promise, and success for the City of Cerritos.

Respectfully Submitted,



Art Gallucci
City Manager

DEVELOPING A BUDGET

The budget is one of the most important annual considerations of the City Council because it provides the framework for programs and services that affect the community directly. It incorporates the proposed operating work program for the upcoming fiscal year and the City's five-year Capital Improvement Program (CIP). In the continuing era of limited financial resources, the budget process is the principal way in which the City develops plans to meet its requirements and match its goals using those resources. More importantly, it is the organization's best opportunity to review its operation and to evaluate carefully the effectiveness and success of its activities.

The Budget allocates resources on a program basis within all City departments utilizing line item control, based on work program objectives. The budget development and monitoring processes are year-round activities due to their significance and magnitude. These processes follow a similar sequence and format each year, as outlined below:

July: Implementation of the Adopted Budget

The Budget Office, under the Director of the Administrative Services Department, finalizes the budget documents for publication through print and digital media and implements the adopted budget through the City's financial systems.

August - October: Review and Refinement of the Budget Process

The Budget Office reviews and refines budget documents and procedures in preparation for the upcoming budget development process and oversees city-wide procurement efforts year-round to ensure policy compliance.

November - December: Preparation for the Annual Budget Process

The City Manager and the Budget Manager review budget information, priorities, and determine a budget calendar.

January - February: Mid-Year Review and New Fiscal Year Proposals

Each department prepares a detailed status report of the fiscal year-to-date and year-end estimates of expenditure and revenue projections in a Mid-Year Review. Each department also prepares and submits proposals for the next fiscal year, including revenues and requests for operational expenditures, equipment, and CIP projects. Revenues are typically projected by the responsible project manager, division, or department director.

March: Preliminary Budget Analysis and Evaluation

Following the City Manager's review of the Budget Office's analysis of the Mid-Year Review and new proposals with all departments, budget adjustments and proposals are measured against the anticipated needs of the City and the accomplishments for the previous and current fiscal years. Priorities are evaluated for determining the increased, static, or decreased funding of various programs, equipment, and CIP, particularly within the context of projected revenues. The City Manager directs Mid-Year adjustments and a Preliminary Budget for the new fiscal year.

April: Preliminary Budget Document Preparation

After the City Manager determines a budget proposal that will provide adequate municipal services, necessary support operations, and a CIP in the most cost effective manner, the Budget Office begins document preparation, assembly, and further analysis of the Preliminary Budget. The Finance Division provides the Budget Office with fund balance estimates for final document preparation and analysis.

May: Preliminary Budget Submittal to City Council

Staff prepares and presents a comprehensive budget proposal to the City Council in a study session format for consideration, discussion, and direction. After receiving instruction from the City Council, staff adjusts the proposed budget accordingly in preparation for its adoption and ultimate implementation.

June: Budget Adoption

A balanced preliminary budget is formally submitted to the City Council for adoption at a publicly noticed Budget Hearing at a Regular Meeting of the Cerritos City Council in accordance with the Cerritos Charter.

The process of developing a budget is complex and requires a significant commitment of time and thoughtful consideration. Its preparation and subsequent review and consideration by the City Council provide direction for the upcoming year's activities to meet the needs of the community in a fiscally responsible manner.

(This page is intentionally left blank)

City of Cerritos

Financial Program: 2021-2022

**Summary and Statements of
Fund Balances and Reserves**

-- ESTIMATED --
SUMMARY OF FUNDS AND ESTIMATED BALANCES
FISCAL YEAR 2021-2022

CITY GOVERNMENTAL FUNDS / INTERNAL SERVICE FUND	Beginning Balance	Revenues	Expenditures	Operating Surplus/ (Shortfall)	Fund Transfer	Ending Balance	Loan/ (Receivable)	Estimated Balance
General Fund	159,828,526	81,314,818	(64,925,947)	16,388,871	(11,567,333)	164,650,064	(90,919,658)	73,730,406
CCPA Endowment Fund	8,789,483	185,000	—	185,000	(850,000)	8,124,483	—	8,124,483
Earthquake Preparedness Fund	3,434,132	45,000	—	45,000	115,920	3,595,052	—	3,595,052
Business License Software Fund	140,521	30,520	—	30,520	—	171,041	—	171,041
Art In Public Places Fund	1,182,808	167,000	(120,000)	47,000	(160,000)	1,069,808	—	1,069,808
General Plan Update Fund	331,036	77,500	—	77,500	—	408,536	—	408,536
TOTAL GENERAL FUND	173,706,506	81,819,838	(65,045,947)	16,773,891	(12,461,413)	178,018,984	(90,919,658)	87,099,326
SPECIAL REVENUE FUNDS								
RMRA Fund	313,094	991,131	—	991,131	(1,000,000)	304,225	—	304,225
Street Improvement Fund	194,616	3,075,360	(3,659,954)	(584,594)	590,594	200,616	—	200,616
Los Coyotes Lighting District	—	98,600	(1,342,638)	(1,244,038)	1,244,038	—	—	—
Measure "R" Fund	—	665,020	(665,020)	—	—	—	—	—
AQMD Fund	549,283	63,000	(408,938)	(345,938)	—	203,345	—	203,345
Proposition "A" Fund	710,573	1,100,000	(1,000,000)	100,000	—	810,573	—	810,573
Proposition "C" Fund	228,568	838,000	(800,000)	38,000	—	266,568	—	266,568
Measure "M" Fund	457,608	753,611	(100,000)	653,611	(1,100,000)	11,219	—	11,219
Measure "A" Fund	195,000	—	—	—	—	195,000	—	195,000
Measure "W" Fund	85,000	2,880,800	—	2,880,800	(2,965,800)	—	—	—
Assessment District # 6 Fund	19,964	100,150	(100,000)	150	—	20,114	—	20,114
Drainage Fund	—	6,000	(15,381)	(9,381)	9,381	—	—	—
SB 821 Fund	—	25,000	—	25,000	(25,000)	—	—	—
COPS SB 3229 Grant Fund	—	100,000	—	100,000	(100,000)	—	—	—
Local Law Enforcement Block Grant	—	—	—	—	—	—	—	—
Environmental Fund	—	26,100	—	26,100	(26,100)	—	—	—
American Rescue Plan Fund	—	—	—	—	1,865,887	1,865,887	—	1,865,887
Housing Asset Fund	21,468,392	1,287,958	(105,000)	1,182,958	(4,000,000)	18,651,350	(10,952,825)	7,698,525
Community Development Block Grant	—	187,000	—	187,000	(187,000)	—	—	—
TOTAL SPECIAL REVENUE FUNDS	24,222,098	12,197,730	(8,196,931)	4,000,799	(5,694,000)	22,528,897	(10,952,825)	11,576,072
CAPITAL PROJECT FUND								
Municipal Improvement Fund	—	204,787	(13,597,980)	(13,393,193)	13,393,193	—	—	—
TOTAL CAPITAL PROJECT FUND	—	204,787	(13,597,980)	(13,393,193)	13,393,193	—	—	—
INTERNAL SERVICE FUND								
Equipment Replacement Fund	10,760,741	140,800	(1,013,400)	(872,600)	872,600	10,760,741	—	10,760,741
TOTAL INTERNAL SERVICE FUND	10,760,741	140,800	(1,013,400)	(872,600)	872,600	10,760,741	—	10,760,741
TOTAL CITY GOVERNMENTAL FUNDS / INTERNAL SERVICE FUND	208,689,345	94,363,155	(87,854,258)	6,508,897	(3,889,620)	211,308,622	(101,872,483)	109,436,139
CITY ENTERPRISE FUNDS								
Sewer Fund	—	95,740	(930,666)	(834,926)	50,000	(784,926)	784,926	—
Water Fund	3,159,440	12,783,200	(15,078,979)	(2,295,779)	2,980,800	3,844,461	—	3,844,461
Reclaimed Water Fund	1,756,663	1,091,550	(1,590,320)	(498,770)	—	1,257,893	—	1,257,893
Electric Utility Fund	—	5,527,501	(7,255,529)	(1,728,029)	858,820	(869,209)	869,209	—
TOTAL CITY ENTERPRISE FUNDS	4,916,103	19,497,991	(24,855,494)	(5,357,504)	3,889,620	3,448,219	1,654,135	5,102,354
GRAND TOTAL	213,605,448	113,861,146	(112,709,752)	1,151,393	—	214,756,841	(100,218,348)	114,538,493

The 'Summary of Fund and Estimated Balances' and subsequent 'Statements of Fund Balances and Reserves' are prepared by the Finance Division, with year-end Estimates reflecting updates to the Budget based on audited and published CAFR activity. The Estimated and Projected data may not include possible internal revisions to overhead calculations.

STATEMENT OF FUND BALANCES AND RESERVES

FUND: GENERAL FUND
CODE: 110
TYPE: GENERAL FUND

	2018-2019 ACTUAL	2019-2020 ACTUAL	2020-2021 BUDGET	2020-2021 ESTIMATED	2021-2022 PROJECTED
BEGINNING BALANCE (July 1)	146,683,558	155,707,439	152,414,708	157,024,567	159,828,526
REVENUES	75,940,500	72,504,295	68,221,094	66,786,303	81,314,818
TOTAL FUNDS AVAILABLE	222,624,058	228,211,734	220,635,802	223,810,870	241,143,344

EXPENDITURES

Operating Expenditures:					
Legislative & Administrative	1,744,330	1,790,890	1,875,546	2,103,107	2,446,576
Community Development	4,128,750	4,002,842	4,601,103	3,970,689	4,778,460
Public Works	12,780,552	12,973,386	12,719,401	12,686,939	13,730,310
Community & Safety Services	24,790,823	25,233,008	26,270,868	24,274,043	26,065,622
Administrative Services	11,743,921	11,972,098	13,435,853	11,158,435	13,035,529
Performing Arts	7,316,611	6,932,283	4,549,631	2,194,993	4,869,450
Capital Outlay	248,034	442,881	—	—	—
Labor Contingency	—	—	—	—	—
TOTAL EXPENDITURES	62,753,021	63,347,388	63,452,402	56,388,206	64,925,947

TRANSFERS

Other Sources and (Uses) of Funds					
CCPA Endowment Fund	—	—	—	—	—
Earthquake Fund	(115,920)	(115,920)	(115,920)	(115,920)	(115,920)
Art in Public Places Fund	60,000	—	—	109,093	—
Street Improvement Fund	(2,322,973)	(2,734,456)	(1,870,976)	(2,283,676)	(2,256,074)
Los Coyotes Lighting Fund	(935,577)	(1,203,432)	(1,163,925)	(1,163,594)	(1,244,038)
AQMD Fund	—	—	—	—	—
Drainage Fund	(2,359)	(10,373)	(3,907)	(7,914)	(9,381)
Measure W Fund	—	—	—	—	(65,000)
COPS SB 3229 Fund	148,747	155,948	100,000	100,000	100,000
Housing Asset Fund	—	—	—	—	—
Electric Utility Fund	(858,369)	(859,131)	(858,975)	(858,820)	(858,820)
Environmental Fund	18,286	29,427	26,100	26,100	26,100
American Rescue Plan Fund	—	—	—	—	(6,271,600)
Equipment Replacement Fund	—	—	—	—	(872,600)
Municipal Improvement Fund	(155,433)	(3,101,842)	(1,767,090)	(3,399,407)	—
SB 821 Fund	—	—	—	—	—
TOTAL TRANSFERS	(4,163,598)	(7,839,779)	(5,654,693)	(7,594,138)	(11,567,333)

SPECIAL ITEMS

Adjustment to amount due from Successor Agency	—	—	—	—	—
Payments to Successor Agency	—	—	—	—	—
TOTAL SPECIAL ITEMS	—	—	—	—	—

ENDING BALANCE (JUNE 30)	155,707,439	157,024,567	151,528,707	159,828,526	164,650,064
Successor Agency Revenue Loan-Principal ⁴	—	—	—	—	(3,203,274)
Less Loan-Successor Agency	(47,818,308)	(45,560,123)	(43,322,739)	(43,322,739)	(40,608,027)
Less Loan-Long Term Note	(1,095,000)	—	—	—	—
Less Loan-Sewer Fund	(8,863,227)	(9,809,998)	(10,305,647)	(10,526,333)	(11,311,259)
Less Loan-Water Fund	(9,687,785)	(9,929,980)	(9,687,785)	(9,929,980)	(9,929,980)
Less Loan-Elec. Utility	(21,799,328)	(22,344,311)	(22,308,947)	(22,492,695)	(23,361,904)
Less Loan-Elec. Utility-Debt Service	(2,444,111)	(2,505,214)	(2,444,111)	(2,505,214)	(2,505,214)
GEN. FUND-EST. RESERVE	63,999,680	66,874,941	63,459,478	71,051,565	73,730,406

The General Fund is the primary governmental fund with unrestricted operating expenditures and revenues.

⁴ Previous Budgets calculated the Successor Agency principal loan repayments as loan balance reductions only. This loan revenue offset allows for the principal repayment to show as revenue to facilitate understanding of changes in net fund balances and recognize cash inflows for planning purposes.

STATEMENT OF FUND BALANCES AND RESERVES

FUND: CCPA ENDOWMENT FUND
CODE: 112
TYPE: GENERAL FUND

	2018-2019 ACTUAL	2019-2020 ACTUAL	2020-2021 BUDGET	2020-2021 ESTIMATED	2021-2022 PROJECTED
BEGINNING BALANCE (July 1)	9,149,851	9,471,752	9,401,327	9,673,400	8,789,483
REVENUES	331,491	201,648	200,000	193,000	185,000
TOTAL FUNDS AVAILABLE	9,481,342	9,673,400	9,601,327	9,866,400	8,974,483
EXPENDITURES					
Arts Education Program	9,590	—	—	—	—
Capital Projects:					
Government Buildings	—	—	—	—	—
TOTAL EXPENSES	9,590	—	—	—	—
TRANSFERS					
Other Sources and (Uses) of Funds					
From/(To) General Fund	—	—	—	—	—
From/(To) Municipal Improvement Fund ⁵	—	—	(938,000)	(1,076,917)	(850,000)
TOTAL TRANSFERS	—	—	(938,000)	(1,076,917)	(850,000)
ENDING BALANCE-Arts Education⁶	12,677	12,761	12,761	12,761	12,761
ENDING BALANCE-Trust Fund	9,459,075	9,660,639	8,650,566	8,776,722	8,111,722
ENDING BALANCE (June 30)	9,471,752	9,673,400	8,663,327	8,789,483	8,124,483

The CCPA Endowment Fund was established to receive donations and defray expenses related to Cerritos Center for the Performing Arts.

⁵ The purpose of the transfers is to fund CCPA projects in the Capital Improvement Program.

⁶ The Arts Education balance is for out of pocket expenses related to the Arts Education Program.

STATEMENT OF FUND BALANCES AND RESERVES

FUND: EARTHQUAKE PREPAREDNESS FUND
CODE: 113
TYPE: GENERAL FUND

	2018-2019 ACTUAL	2019-2020 ACTUAL	2020-2021 BUDGET	2020-2021 ESTIMATED	2021-2022 PROJECTED
BEGINNING BALANCE (July 1)	2,932,381	3,102,365	3,268,284	3,273,212	3,434,132
REVENUES	54,064	54,928	50,000	45,000	45,000
TOTAL FUNDS AVAILABLE	2,986,445	3,157,293	3,318,284	3,318,212	3,479,132
TRANSFERS					
Other Sources and (Uses) of Funds					
From/(To) General Fund	115,920	115,920	115,920	115,920	115,920
TOTAL TRANSFERS	115,920	115,920	115,920	115,920	115,920
ENDING BALANCE (June 30)	3,102,365	3,273,213	3,434,204	3,434,132	3,595,052

The Earthquake Preparedness Fund provides a contingency fund in which the City makes annual contributions in lieu of earthquake insurance.

STATEMENT OF FUND BALANCES AND RESERVES

FUND: BUSINESS LICENSE SOFTWARE FUND
CODE: 114
TYPE: GENERAL FUND

	2018-2019 ACTUAL	2019-2020 ACTUAL	2020-2021 BUDGET	2020-2021 ESTIMATED	2021-2022 PROJECTED
BEGINNING BALANCE (July 1)	34,429	65,504	46,025	110,001	140,521
REVENUES	31,075	44,497	30,520	30,520	30,520
TOTAL FUNDS AVAILABLE	65,504	110,001	76,545	140,521	171,041
EXPENDITURES					
Operating Expenditures:					
Administrative Services	—	—	—	—	—
TOTAL EXPENDITURES	—	—	—	—	—
ENDING BALANCE (June 30)	65,504	110,001	76,545	140,521	171,041

The Business License Software Update fund was established to provide funding for needed improvements to the City's business license software program. Funding for the update is derived from a dedicated fee that is part of the Business License application fee. The fee ranges from \$2.00 to \$20.00 depending on the type of business license and was implemented in 2017.

STATEMENT OF FUND BALANCES AND RESERVES

FUND: ART IN PUBLIC PLACES FUND
CODE: 115
TYPE: GENERAL FUND

	2018-2019 ACTUAL	2019-2020 ACTUAL	2020-2021 BUDGET	2020-2021 ESTIMATED	2021-2022 PROJECTED
BEGINNING BALANCE (July 1)	1,021,997	1,104,013	1,082,923	1,326,901	1,182,808
REVENUES	142,017	222,885	120,000	117,000	167,000
TOTAL FUNDS AVAILABLE	1,164,014	1,326,898	1,202,923	1,443,901	1,349,808
EXPENDITURES					
Operating Expenditures:					
Artwork Maintenance	—	—	120,000	120,000	120,000
Capital Projects:					
Other Expenses	—	—	—	—	—
Other Projects	—	—	—	—	—
TOTAL EXPENDITURES	—	—	120,000	120,000	120,000
TRANSFERS					
Other Sources and (Uses) of Funds					
From/(To) Municipal Improvement Fund	—	—	—	(32,000)	(160,000)
From/(To) General Fund	(60,000)	—	—	(109,093)	—
TOTAL TRANSFERS	(60,000)	—	—	(141,093)	(160,000)
ENDING BALANCE (June 30)	1,104,014	1,326,898	1,082,923	1,182,808	1,069,808
Repayment of Loan:					
Dealer Association	100,024	—	—	—	—
Loan Owed From:					
Dealer Association	83,353	—	—	—	—

The Art in Public Places Fund was established to implement the placement, installation, and maintenance of artwork at various public locations throughout the City.

STATEMENT OF FUND BALANCES AND RESERVES

FUND: GENERAL PLAN UPDATE FUND
CODE: 116
TYPE: GENERAL FUND

	2018-2019 ACTUAL	2019-2020 ACTUAL	2020-2021 BUDGET	2020-2021 ESTIMATED	2021-2022 PROJECTED
BEGINNING BALANCE (July 1)	111,366	184,190	286,194	253,536	331,036
REVENUES	72,824	69,342	102,500	77,500	77,500
TOTAL FUNDS AVAILABLE	184,190	253,532	388,694	331,036	408,536
EXPENDITURES					
Operating Expenditures:	—	—	—	—	—
TOTAL EXPENDITURES	—	—	—	—	—
TRANSFERS					
Other Sources and (Uses) of Funds					
From/(To) General Fund	—	—	—	—	—
TOTAL TRANSFERS	—	—	—	—	—
ENDING BALANCE (June 30)	184,190	253,532	388,694	331,036	408,536

The General Plan Update fund was established to provide funding for the State-mandated General Plan Update. Funding for the update is derived from a 17.5% fee that is applied to City planning permit fees.

STATEMENT OF FUND BALANCES AND RESERVES

FUND: RMRA FUND
CODE: 210
TYPE: SPECIAL REVENUE FUNDS

	2018-2019 ACTUAL	2019-2020 ACTUAL	2020-2021 BUDGET	2020-2021 ESTIMATED	2021-2022 PROJECTED
BEGINNING BALANCE (July 1)	—	52,581	393,581	746,224	313,094
REVENUES	924,172	886,914	957,800	957,800	991,131
TOTAL FUNDS AVAILABLE	924,172	939,495	1,351,381	1,704,024	1,304,225
EXPENDITURES					
Capital Projects:					
Streets and Highways	871,591	—	—	—	—
TOTAL EXPENDITURES	871,591	—	—	—	—
TRANSFERS					
Other Sources and (Uses) of Funds					
From/(To) Municipal Improvement Fund		(193,271)	(934,200)	(1,390,930)	(1,000,000)
From/(To) Street Fund		—	—	—	—
TOTAL TRANSFERS	—	(193,271)	(934,200)	(1,390,930)	(1,000,000)
ENDING BALANCE (June 30)	52,581	746,224	417,181	313,094	304,225

The Road Repair and Accountability Act (SB 1) was passed by the California legislature and approved by the Governor in 2017 to address California's significant funding shortfall to maintain and improve the state's transportation infrastructure network. SB 1 revenues are derived from taxes and fees that are distributed to local jurisdictions through an allocation formula. This restricted fund reflects the allocations to the City of Cerritos that are used to offset qualifying operational programs and projects in the Capital Improvement Program.

STATEMENT OF FUND BALANCES AND RESERVES

FUND: STREET IMPROVEMENT FUND
CODE: 211
TYPE: SPECIAL REVENUE FUNDS

	2018-2019 ACTUAL	2019-2020 ACTUAL	2020-2021 BUDGET	2020-2021 ESTIMATED	2021-2022 PROJECTED
BEGINNING BALANCE					
July 1 - Highway Users Tax	—	—	—	—	—
July 1 - LA CMTA STPL Exchange	—	—	—	—	—
July 1 - Trash Set-Aside	202,390	217,826	223,825	230,041	194,616
REVENUES					
Highway Users Tax	963,369	1,093,994	1,264,913	1,264,913	1,285,880
Trash Set-Aside	84,000	84,000	84,000	84,000	84,000
Grants-Others	—	—	2,458,340	2,475,046	1,665,480
Other Revenue	77,027	81,875	56,450	40,000	40,000
TOTAL FUNDS AVAILABLE	1,326,786	1,477,695	4,087,528	4,094,000	3,269,976
EXPENDITURES					
Operating Expenditures:					
Legislative & Administrative	115,046	174,198	159,311	151,860	177,734
Public Works	2,261,382	3,095,332	2,378,436	2,939,755	2,915,796
Administrative Services	447,246	565,348	654,592	496,974	566,424
Capital Projects:					
Streets and Highways	1,269,396	469,258	—	—	—
Traffic Signals	—	—	—	—	—
TOTAL EXPENDITURES	4,093,070	4,304,136	3,192,339	3,588,589	3,659,954
TRANSFERS					
Other Sources and (Uses) of Funds					
From/(To) General Fund	2,322,973	2,734,456	1,870,976	2,283,676	2,256,074
From/(To) RMRA Fund	—	193,271	—	—	—
From/(To) Measure "M" Fund	661,137	200,000	—	—	—
From/(To) SB 821 Fund	—	—	—	—	—
From/(To) Prop "C" Fund	—	—	—	—	—
From/(To) CDBG Fund	—	(71,245)	—	—	—
From/(To) American Rescue Plan Fund	—	—	—	—	528,000
From/(To) Municipal Improvement Fund	—	—	(2,458,340)	(2,594,471)	(2,193,480)
From/(To) Reclaimed Water Fund	—	—	—	—	—
TOTAL TRANSFERS	2,984,110	3,056,482	(587,364)	(310,795)	590,594
ENDING BALANCE - Highway Users Tax	—	—	—	—	—
ENDING BALANCE - Trash Set-Aside	217,826	230,041	307,825	194,616	200,616
ENDING BALANCE (June 30)	217,826	230,041	307,825	194,616	200,616

The Street Improvement Fund is a restricted fund containing dedicated street-related revenues such as Surface Transportation Program - Local and Highway Users Tax. Funds are required to be used for street maintenance and improvement projects.

STATEMENT OF FUND BALANCES AND RESERVES

FUND: DRAINAGE FUND
CODE: 213
TYPE: SPECIAL REVENUE FUNDS

	2018-2019 ACTUAL	2019-2020 ACTUAL	2020-2021 BUDGET	2020-2021 ESTIMATED	2021-2022 PROJECTED
BEGINNING BALANCE (July 1)	7,050	—	—	—	—
REVENUES	3,253	3,298	10,000	6,000	6,000
TOTAL FUNDS AVAILABLE	10,303	3,298	10,000	6,000	6,000
EXPENDITURES					
Operating Expenditures:					
Legislative & Administrative	385	444	406	486	568
Public Works	10,782	11,785	11,835	11,839	13,002
Administrative Services	1,495	1,442	1,669	1,589	1,811
TOTAL EXPENDITURES	12,662	13,671	13,910	13,914	15,381
TRANSFERS					
Other Sources and (Uses) of Funds					
From/(To) General Fund	2,359	10,373	3,910	7,914	9,381
TOTAL TRANSFERS	2,359	10,373	3,910	7,914	9,381
ENDING BALANCE (June 30)	—	—	—	—	—

The Drainage Fund includes drainage fee revenues, and is used to fund storm drain related expenditures.

STATEMENT OF FUND BALANCES AND RESERVES

FUND: SB 821 FUND
CODE: 215
TYPE: SPECIAL REVENUE FUNDS

	2018-2019 ACTUAL	2019-2020 ACTUAL	2020-2021 BUDGET	2020-2021 ESTIMATED	2021-2022 PROJECTED
BEGINNING BALANCE (July 1)	—	—	—	—	—
REVENUES	—	—	25,000	122,002	25,000
TOTAL FUNDS AVAILABLE	—	—	25,000	122,002	25,000
EXPENDITURES					
Operating Expenditures:					
Public Works	—	—	—	—	—
Community & Safety Services	—	—	—	—	—
Administrative Services	—	—	—	—	—
Capital Project:					
TOTAL EXPENDITURES	—	—	—	—	—
TRANSFERS					
Other Sources and (Uses) of Funds					
From/(To) Municipal Improvement Fund	—	—	(25,000)	(122,002)	(25,000)
From/(To) Street Improvement Fund	—	—	—	—	—
TOTAL TRANSFERS	—	—	(25,000)	(122,002)	(25,000)
ENDING BALANCE (June 30)	—	—	—	—	—

The SB 821 Fund is a restricted fund which receives revenue that is reserved for use on bicycle and pedestrian facilities. Eligible projects include sidewalks, bike paths, bike lanes, bike routes, and access ramps or curb cuts.

STATEMENT OF FUND BALANCES AND RESERVES

FUND: AQMD FUND
CODE: 216
TYPE: SPECIAL REVENUE FUNDS

	2018-2019 ACTUAL	2019-2020 ACTUAL	2020-2021 BUDGET	2020-2021 ESTIMATED	2021-2022 PROJECTED
BEGINNING BALANCE (July 1)	507,670	546,158	505,120	582,221	549,283
REVENUES	72,947	73,399	63,000	63,000	63,000
TOTAL FUNDS AVAILABLE	580,617	619,557	568,120	645,221	612,283
EXPENDITURES					
Operating Expenditures:					
Legislative & Administrative	—	—	—	—	—
Community Development	34,459	37,336	58,440	58,938	58,938
Public Works	—	—	—	—	—
Administrative Services	—	—	—	—	—
Capital Outlay:					
Vehicles	—	—	350,000	—	350,000
TOTAL EXPENDITURES	34,459	37,336	408,440	58,938	408,938
TRANSFERS					
Other Sources and (Uses) of Funds					
From/(To) Municipal Improvement Fund	—	—	—	(37,000)	—
TOTAL TRANSFERS	—	—	—	(37,000)	—
ENDING BALANCE (June 30)	546,158	582,221	159,680	549,283	203,345

The AQMD Special Fund is a restricted fund which includes revenue received from the Air Quality Management District for air pollution mitigation efforts, such as transportation and ride-share programs and capital improvements.

STATEMENT OF FUND BALANCES AND RESERVES

FUND: MEASURE "R" FUND
CODE: 217
TYPE: SPECIAL REVENUE FUNDS

	2018-2019 ACTUAL	2019-2020 ACTUAL	2020-2021 BUDGET	2020-2021 ESTIMATED	2021-2022 PROJECTED
BEGINNING BALANCE (July 1)	256	—	—	58,167	—
REVENUES	626,075	604,197	665,020	665,020	665,020
TOTAL FUNDS AVAILABLE	626,331	604,197	665,020	723,187	665,020
EXPENDITURES					
Operating Expenditures:					
Legislative & Administrative	—	—	—	—	—
Public Works	626,331	546,030	665,020	723,187	665,020
Administrative Services	—	—	—	—	—
TOTAL EXPENDITURES	626,331	546,030	665,020	723,187	665,020
TRANSFERS					
Other Sources and (Uses) of Funds					
From/(To) General Fund	—	—	—	—	—
TOTAL TRANSFERS	—	—	—	—	—
ENDING BALANCE (June 30)	—	58,167	—	—	—

Measure "R" was approved by the Los Angeles County electorate in 2008 to fund traffic relief and transportation upgrades. This fund reflects revenues received by the City of Cerritos that are used to offset direct program charges in the fund.

STATEMENT OF FUND BALANCES AND RESERVES

FUND: PROPOSITION "A" FUND
CODE: 218
TYPE: SPECIAL REVENUE FUNDS

	2018-2019 ACTUAL	2019-2020 ACTUAL	2020-2021 BUDGET	2020-2021 ESTIMATED	2021-2022 PROJECTED
BEGINNING BALANCE (July 1)	1,511,337	1,063,683	448,683	495,573	710,573
REVENUES	1,193,517	1,043,050	1,080,000	1,215,000	1,100,000
TOTAL FUNDS AVAILABLE	2,704,854	2,106,733	1,528,683	1,710,573	1,810,573
EXPENDITURES					
Operating Expenditures:					
Community Development	1,641,171	1,611,160	1,000,000	1,000,000	1,000,000
TOTAL EXPENDITURES	1,641,171	1,611,160	1,000,000	1,000,000	1,000,000
TRANSFERS					
Other Sources and (Uses) of Funds					
From/(To) Prop C	—	—	—	—	—
TOTAL TRANSFERS	—	—	—	—	—
ENDING BALANCE (June 30)	1,063,683	495,573	528,683	710,573	810,573

The Proposition "A" Fund contains monies which are collected by Los Angeles County and earmarked for transportation-related projects. Twenty-five percent of all County-wide revenues are returned to cities for local transportation uses. Expenses attributed to transportation-related programming and projects are charged against this fund.

STATEMENT OF FUND BALANCES AND RESERVES

FUND: PROPOSITION "C" FUND
CODE: 219
TYPE: SPECIAL REVENUE FUNDS

	2018-2019 ACTUAL	2019-2020 ACTUAL	2020-2021 BUDGET	2020-2021 ESTIMATED	2021-2022 PROJECTED
BEGINNING BALANCE (July 1)	—	700,810	149,810	190,568	228,568
REVENUES	833,277	819,758	839,000	838,000	838,000
TOTAL FUNDS AVAILABLE	833,277	1,520,568	988,810	1,028,568	1,066,568
EXPENDITURES					
Operating Expenditures:					
Community Development	132,468	30,000	833,250	800,000	800,000
Capital Projects:					
Streets and Highways	—	1,300,000	—	—	—
TOTAL EXPENDITURES	132,468	1,330,000	833,250	800,000	800,000
TRANSFERS					
Other Sources and (Uses) of Funds					
From/(To) Municipal Improvement Fund	—	—	—	—	—
From/(To) Street Improvement Fund	—	—	—	—	—
From/(To) Prop A	—	—	—	—	—
TOTAL TRANSFERS	—	—	—	—	—
ENDING BALANCE (June 30)	700,809	190,568	155,560	228,568	266,568

The Proposition "C" Fund contains the City's share of the one-half percent (1/2%) sales tax collected by Los Angeles County. Monies can be expended for bus system expansion projects, guideway system expansion projects, service quality and customer convenience projects, and mandated program projects. Expenses attributed to transportation-related programming and projects are charged against this fund.

STATEMENT OF FUND BALANCES AND RESERVES

FUND: MEASURE "M" FUND
CODE: 220
TYPE: SPECIAL REVENUE FUNDS

	2018-2019 ACTUAL	2019-2020 ACTUAL	2020-2021 BUDGET	2020-2021 ESTIMATED	2021-2022 PROJECTED
BEGINNING BALANCE (July 1)	—	49,045	435,295	408,646	457,608
REVENUES	710,182	687,751	753,611	753,611	753,611
TOTAL FUNDS AVAILABLE	710,182	736,796	1,188,906	1,162,257	1,211,219
EXPENDITURES					
Operating Expenditures:					
Legislative & Administrative	—	—	—	51,749	100,000
Administrative Services	—	8,231	—	—	—
Capital Projects:					
Streets and Highways	661,137	119,919	—	—	—
TOTAL EXPENDITURES	661,137	128,150	—	51,749	100,000
TRANSFERS					
Other Sources and (Uses) of Funds					
From/(To) Municipal Improvement Fund	—	—	—	(652,900)	(1,100,000)
From/(To) General Fund	—	(200,000)	—	—	—
From/(To) Street Fund	—	—	—	—	—
TOTAL TRANSFERS	—	(200,000)	—	(652,900)	(1,100,000)
ENDING BALANCE (June 30)	49,045	408,646	1,188,906	457,608	11,219

Measure "M" was approved by the Los Angeles County electorate in 2016 to provide funding for a variety of local and regional transportation infrastructure maintenance and improvements. Revenue is derived via a County-wide half cent sales tax and is distributed to local jurisdictions through an allocation formula. This restricted fund reflects the allocations to the City of Cerritos that are used to offset qualifying operational programs and projects in the Capital Improvement Program.

STATEMENT OF FUND BALANCES AND RESERVES

FUND: MEASURE "A" FUND
CODE: 231
TYPE: SPECIAL REVENUE FUNDS

	2018-2019 ACTUAL	2019-2020 ACTUAL	2020-2021 BUDGET	2020-2021 ESTIMATED	2021-2022 PROJECTED
BEGINNING BALANCE (July 1)	—	—	136,366	—	195,000
REVENUES	—	—	195,000	331,366	—
TOTAL FUNDS AVAILABLE	—	—	331,366	331,366	195,000
EXPENDITURES					
Operating Expenditures:					
Community Development	—	—	—	—	—
Administrative Services	—	—	—	—	—
Capital Projects:					
Parks and Open Spaces	—	—	—	—	—
TOTAL EXPENDITURES	—	—	—	—	—
TRANSFERS					
Other Sources and (Uses) of Funds					
From/(To) Municipal Improvement Fund	—	—	(136,366)	(136,366)	—
TOTAL TRANSFERS	—	—	(136,366)	(136,366)	—
ENDING BALANCE (June 30)	—	—	195,000	195,000	195,000

Measure "A" was approved by the Los Angeles County electorate in 2016 to provide funding for a variety of local and regional park and open space improvements. Revenue is derived via a County-wide property tax increase of \$0.015 per square foot of building area. This fund reflects revenues received by the City of Cerritos that are reserved for the completion of improvement projects for the City's parks and open spaces.

STATEMENT OF FUND BALANCES AND RESERVES

FUND: MEASURE "W" FUND
CODE: 232
TYPE: SPECIAL REVENUE FUNDS

	2018-2019 ACTUAL	2019-2020 ACTUAL	2020-2021 BUDGET	2020-2021 ESTIMATED	2021-2022 PROJECTED
BEGINNING BALANCE (July 1)	—	—	855,000	—	85,000
REVENUES	—	—	1,000,000	940,000	2,880,800
TOTAL FUNDS AVAILABLE	—	—	1,855,000	940,000	2,965,800
EXPENDITURES					
Operating Expenditures:					
Community Development	—	—	—	—	—
Administrative Services	—	—	—	—	—
Capital Projects:					
Water Improvements	—	—	—	—	—
TOTAL EXPENDITURES	—	—	—	—	—
TRANSFERS					
Other Sources and (Uses) of Funds					
From/(To) Sewer Fund	—	—	—	—	(50,000)
From/(To) Water Fund	—	—	(645,000)	(855,000)	(2,980,800)
From/(To) General Fund	—	—	—	—	65,000
TOTAL TRANSFERS	—	—	(645,000)	(855,000)	(2,965,800)
ENDING BALANCE (June 30)	—	—	1,210,000	85,000	—

Measure "W" was approved by the Los Angeles County electorate in 2018 for regional and municipal projects that improve water quality and help to increase regional water supply. Revenue is derived via a County-wide parcel tax increase of \$0.025 per square foot of impermeable space. This fund reflects revenues received by the City of Cerritos that are reserved for the completion of projects relating to water quality improvement.

STATEMENT OF FUND BALANCES AND RESERVES

FUND: ASSESSMENT DISTRICT # 6 FUND
CODE: 241
TYPE: SPECIAL REVENUE FUNDS

	2018-2019 ACTUAL	2019-2020 ACTUAL	2020-2021 BUDGET	2020-2021 ESTIMATED	2021-2022 PROJECTED
BEGINNING BALANCE (July 1)	15,098	17,737	17,888	19,814	19,964
REVENUES	102,639	102,077	100,150	100,150	100,150
TOTAL FUNDS AVAILABLE	117,737	119,814	118,038	119,964	120,114
EXPENDITURES					
Operating Expenditures:					
Legislative & Administrative	—	—	—	—	—
Community & Safety Services	—	—	—	—	—
Public Works	100,000	100,000	100,000	100,000	100,000
Administrative Services	—	—	—	—	—
TOTAL EXPENDITURES	100,000	100,000	100,000	100,000	100,000
TRANSFERS					
Other Sources and (Uses) of Funds					
From/(To) General Fund	—	—	—	—	—
TOTAL TRANSFERS	—	—	—	—	—
ENDING BALANCE (June 30)	17,737	19,814	18,038	19,964	20,114

The AD #6 Maintenance District Fund contains revenues and maintenance expenditures related to the industrial area bounded by Bloomfield Avenue, 166th Street, Carmenita Road and the northern City limits. There are no restrictions on the use of these funds, which are used to offset City of Cerritos operational costs.

STATEMENT OF FUND BALANCES AND RESERVES

FUND: LOS COYOTES LIGHTING DISTRICT
CODE: 242
TYPE: SPECIAL REVENUE FUNDS

	2018-2019 ACTUAL	2019-2020 ACTUAL	2020-2021 BUDGET	2020-2021 ESTIMATED	2021-2022 PROJECTED
BEGINNING BALANCE (July 1)	—	—	—	—	—
REVENUES	98,612	98,612	98,600	98,600	98,600
TOTAL FUNDS AVAILABLE	98,612	98,612	98,600	98,600	98,600
EXPENDITURES					
Operating Expenditures:					
Legislative & Administrative	33,050	36,287	33,186	46,246	54,125
Public Works	872,658	1,147,988	1,092,981	1,064,606	1,116,022
Administrative Services	128,481	117,769	136,358	151,342	172,491
TOTAL EXPENDITURES	1,034,189	1,302,044	1,262,525	1,262,194	1,342,638
TRANSFERS					
Other Sources and (Uses) of Funds					
From/(To) General Fund	935,577	1,203,432	1,163,925	1,163,594	1,244,038
TOTAL TRANSFERS	935,577	1,203,432	1,163,925	1,163,594	1,244,038
ENDING BALANCE (June 30)	—	—	—	—	—

The Los Coyotes Lighting and Landscaping District Fund is a restricted fund that recovers costs for street lighting and landscaping. Revenue is collected from Cerritos Towne Center tenants in accordance with contractual agreements.

STATEMENT OF FUND BALANCES AND RESERVES

FUND: LOCAL LAW ENFORCEMENT BLOCK GRANT
CODE: 262
TYPE: SPECIAL REVENUE FUNDS

	2018-2019 ACTUAL	2019-2020 ACTUAL	2020-2021 BUDGET	2020-2021 ESTIMATED	2021-2022 PROJECTED
BEGINNING BALANCE (July 1)	—	—	—	—	—
REVENUES	—	—	—	—	—
TOTAL FUNDS AVAILABLE	—	—	—	—	—
EXPENDITURES					
Operating Expenditures:					
Community & Safety Services	—	—	—	—	—
TOTAL EXPENDITURES	—	—	—	—	—
TRANSFERS					
Other Sources and (Uses) of Funds					
From/(To) General Fund	—	—	—	—	—
From/(To) Municipal Improvement Fund	—	—	—	—	—
TOTAL TRANSFERS	—	—	—	—	—
ENDING BALANCE(June 30)	—	—	—	—	—

When utilized, this fund contains revenue from the Justice Assistance Grant, which enables local agencies to develop comprehensive approaches to eliminating crime and public nuisances. Revenues received are transferred to the General Fund to fund allowable expenditures, resulting in no expenditures being budgeted in the fund.

STATEMENT OF FUND BALANCES AND RESERVES

FUND: COPS SB 3229 GRANT FUND
CODE: 264
TYPE: SPECIAL REVENUE FUNDS

	2018-2019 ACTUAL	2019-2020 ACTUAL	2020-2021 BUDGET	2020-2021 ESTIMATED	2021-2022 PROJECTED
BEGINNING BALANCE (July 1)	—	—	—	—	—
REVENUES	148,747	155,948	100,000	100,000	100,000
TOTAL FUNDS AVAILABLE	148,747	155,948	100,000	100,000	100,000
EXPENDITURES					
Operating Expenditures:					
Public Works	—	—	—	—	—
Community & Safety Services	—	—	—	—	—
Administrative Services	—	—	—	—	—
TOTAL EXPENDITURES	—	—	—	—	—
TRANSFERS					
Other Sources and (Uses) of Funds					
From/(To) General Fund	(148,747)	(155,948)	(100,000)	(100,000)	(100,000)
TOTAL TRANSFERS	(148,747)	(155,948)	(100,000)	(100,000)	(100,000)
ENDING BALANCE (June 30)	—	—	—	—	—

COPS SB 3229 Grant Fund was passed in 1996 to make grant funding available to cities and counties for law enforcement purposes. Available monies have been used to fund law enforcement personnel at the Los Cerritos Center through reimbursements to the General Fund.

STATEMENT OF FUND BALANCES AND RESERVES

FUND: ENVIRONMENTAL FUND
CODE: 266
TYPE: SPECIAL REVENUE FUNDS

	2018-2019 ACTUAL	2019-2020 ACTUAL	2020-2021 BUDGET	2020-2021 ESTIMATED	2021-2022 PROJECTED
BEGINNING BALANCE (July 1)	1,627	2,456	—	—	—
REVENUES	19,115	26,971	26,100	26,100	26,100
TOTAL FUNDS AVAILABLE	20,742	29,427	26,100	26,100	26,100
EXPENDITURES					
Operating Expenditures:					
Public Works	—	—	—	—	—
Community & Safety Services	—	—	—	—	—
Administrative Services	—	—	—	—	—
TOTAL EXPENDITURES	—	—	—	—	—
TRANSFERS					
Other Sources and (Uses) of Funds					
From/(To) General Fund	(18,286)	(29,427)	(26,100)	(26,100)	(26,100)
TOTAL TRANSFERS	(18,286)	(29,427)	(26,100)	(26,100)	(26,100)
ENDING BALANCE (June 30)	2,456	—	—	—	—

This restricted fund includes revenues from environmentally-oriented grant programs and reimburses the General Fund for program related expenditures.

STATEMENT OF FUND BALANCES AND RESERVES

FUND: AMERICAN RESCUE PLAN FUND
CODE: 269
TYPE: SPECIAL REVENUE FUNDS

	2018-2019 ACTUAL	2019-2020 ACTUAL	2020-2021 BUDGET	2020-2021 ESTIMATED	2021-2022 PROJECTED
BEGINNING BALANCE (July 1)	—	—	—	—	—
REVENUES	—	—	—	—	—
TOTAL FUNDS AVAILABLE	—	—	—	—	—
EXPENDITURES					
Operating Expenditures:					
Public Works	—	—	—	—	—
Community Development	—	—	—	—	—
Administrative Services	—	—	—	—	—
TOTAL EXPENDITURES	—	—	—	—	—
TRANSFERS					
Other Sources and (Uses) of Funds					
From/(To) General Fund	—	—	—	—	6,271,600
From/(To) Street Improvement Fund	—	—	—	—	(528,000)
From/(To) Municipal Improvement Fund	—	—	—	—	(3,877,713)
TOTAL TRANSFERS	—	—	—	—	1,865,887
ENDING BALANCE (June 30)	—	—	—	—	1,865,887

As directed by the City Council in the [FY 2021-22 Budget Resolution](#), this restricted fund was established to track emergency federal funding provided to the City by order of the American Rescue Plan Act of 2021 for the purposes of fiscal recovery from the COVID-19 pandemic. This fund reflects resources received by the City of Cerritos that are reserved for pandemic-driven revenue loss offsets, along with projects including water, sewer, and other qualifying infrastructure improvements.

STATEMENT OF FUND BALANCES AND RESERVES

FUND: HOUSING ASSET FUND
CODE: 280
TYPE: SPECIAL REVENUE FUNDS

	2018-2019 ACTUAL	2019-2020 ACTUAL	2020-2021 BUDGET	2020-2021 ESTIMATED	2021-2022 PROJECTED
BEGINNING BALANCE (July 1)	22,359,381	22,765,009	23,087,709	23,154,192	21,468,392
REVENUES	406,743	406,787	684,200	489,200	1,287,958
TOTAL FUNDS AVAILABLE	22,766,124	23,171,796	23,771,909	23,643,392	22,756,350
EXPENDITURES					
Operating Expenditures:					
Legislative & Administrative	—	—	—	20,000	20,000
Special Studies	—	—	150,000	150,000	75,000
Housing Services Programs	1,114	17,604	10,000	5,000	10,000
Senior Housing	—	—	—	—	—
TOTAL EXPENDITURES	1,114	17,604	160,000	175,000	105,000
TRANSFERS					
Other Sources and (Uses) of Funds					
From/(To) Municipal Improvement Fund	—	—	(2,000,000)	(2,000,000)	(4,000,000)
TOTAL TRANSFERS	—	—	(2,000,000)	(2,000,000)	(4,000,000)
ENDING BALANCE (June 30)	22,765,010	23,154,192	21,611,909	21,468,392	18,651,350
SERAF Receivables	—	—	—	—	—
Successor Agency Revenue Loan-Principal ⁷	—	—	—	—	800,818
Successor Agency Loan	11,954,577	11,390,031	10,830,685	10,830,685	10,152,007
CITY HOUSING ASSET FUND-EST. RESERVE	10,810,433	11,764,161	10,781,224	10,637,707	7,698,525
RESTRICTED RESERVES FOR PROJECTS:					
cp21701 - Proposed Mixed / Use Residential Infill Development	—	—	2,000,000	2,000,000	4,000,000
TOTAL RESTRICTED RESERVES	—	—	2,000,000	2,000,000	6,000,000

The Housing Asset Fund has been established to account for City transactions that were necessary during the dissolution of the former Cerritos Redevelopment Agency. The portion of the fund balance relating to the SERAF receivable is considered long term in nature and is not available for current expenditures.

⁷ Previous Budgets calculated the Successor Agency principal loan repayments as loan balance reductions only. This loan revenue offset allows for the principal repayment to show as revenue to facilitate understanding of changes in net fund balances and recognize cash inflows for planning purposes.

STATEMENT OF FUND BALANCES AND RESERVES

FUND: COMMUNITY DEVELOPMENT BLOCK GRANT
CODE: 290
TYPE: SPECIAL REVENUE FUNDS

	2018-2019 ACTUAL	2019-2020 ACTUAL	2020-2021 BUDGET	2020-2021 ESTIMATED	2021-2022 PROJECTED
BEGINNING BALANCE (July 1)	—	—	—	—	—
REVENUES	187,606	(3,108)	190,000	637,599	187,000
TOTAL FUNDS AVAILABLE	187,606	(3,108)	190,000	637,599	187,000
EXPENDITURES					
Capital Project					
Parks and Open Space	187,606	—	—	—	—
Government Buildings	—	68,137	—	—	—
Streets and Highways	—	—	—	—	—
TOTAL EXPENDITURES	187,606	68,137	—	—	—
TRANSFERS					
Other Sources and (Uses) of Funds					
From/(To) Municipal Improvement Fund	—	—	(190,000)	(637,599)	(187,000)
From/(To) Street Improvement Fund	—	71,245	—	—	—
TOTAL TRANSFERS	—	71,245	(190,000)	(637,599)	(187,000)
ENDING BALANCE (June 30)	—	—	—	—	—

The Community Development Block Grant Fund (CDBG) is a restricted fund that recovers costs for the removal of material and architectural barriers that restrict the mobility and accessibility of elderly or severely disabled persons to public facilities and improvements. Available monies are used for Americans with Disability Act (ADA) related improvements to playground equipment at City parks and other allowable improvement projects. CDBG is a federally funded reimbursement grant where expenditures must be incurred prior to the receipt of the revenues.

STATEMENT OF FUND BALANCES AND RESERVES

FUND: MUNICIPAL IMPROVEMENT FUND
CODE: 410
TYPE: CAPITAL PROJECTS FUND

	2018-2019 ACTUAL	2019-2020 ACTUAL	2020-2021 BUDGET	2020-2021 ESTIMATED	2021-2022 PROJECTED
BEGINNING BALANCE (July 1)	2,173,474	2,139,446	1,711,447	3,298,094	—
REVENUES	323,032	7,615	2,600,430	3,895,395	204,787
TOTAL FUNDS AVAILABLE	2,496,506	2,147,061	4,311,877	7,193,489	204,787
EXPENDITURES					
Capital Projects:					
Parks and Open Space	155,667	—	—	672,266	1,327,500
Government Buildings	36,587	177,263	7,153,333	11,139,427	3,642,000
Streets and Highways	—	—	3,607,540	4,755,353	4,118,480
Traffic Signals	1,620	—	—	356,035	100,000
Sewer Projects	—	—	—	—	—
Other Projects	318,618	1,348,980	2,000,000	2,350,000	4,410,000
Capital Outlay	—	424,568	—	—	—
TOTAL EXPENDITURES	512,492	1,950,811	12,760,873	19,273,081	13,597,980
TRANSFERS					
Other Sources and (Uses) of Funds					
From/(To) General Fund	155,433	3,101,844	1,767,090	3,399,407	—
From/(To) Art in Public Places Fund	—	—	—	32,000	160,000
From/(To) CCPA Endowment Fund	—	—	938,000	1,076,917	850,000
From/(To) RMRA Fund	—	—	934,200	1,390,930	1,000,000
From/(To) Street Improvement Fund	—	—	2,458,340	2,594,471	2,193,480
From/(To) SB821	—	—	25,000	122,002	25,000
From/(To) Measure "A" Fund	—	—	136,366	136,366	—
From/(To) Measure "M" Fund	—	—	—	652,900	1,100,000
From/(To) Housing Asset Fund	—	—	2,000,000	2,000,000	4,000,000
From/(To) CDBG Fund	—	—	190,000	637,599	187,000
From/(To) AQMD	—	—	—	37,000	—
From/(To) American Rescue Plan Fund	—	—	—	—	3,877,713
From/(To) Equipment Replacement Fund	—	—	—	—	—
TOTAL TRANSFERS	155,433	3,101,844	8,448,996	12,079,592	13,393,193
ENDING BALANCE (June 30)	2,139,447	3,298,094	—	—	—
RESTRICTED RESERVES FOR PROJECTS:					
cp18206 - 12616 183rd St. Building Restoration	1,549,967	1,102,146	—	—	—
cp10024 - Sports Complex Refurbishment	—	—	—	—	—
cp20201 - Swim/Fitness Center Rehabilitation	589,480	608,880	—	—	—
TOTAL RESTRICTED RESERVES	2,139,447	1,711,026	—	—	—

The Municipal Improvement Fund includes revenues, expenditures, and transfers associated with non-enterprise related Capital Improvement Program projects.

STATEMENT OF FUND BALANCES AND RESERVES

FUND: SEWER FUND
CODE: 214
TYPE: ENTERPRISE FUNDS

	2018-2019 ACTUAL	2019-2020 ACTUAL	2020-2021 BUDGET	2020-2021 ESTIMATED	2021-2022 PROJECTED
BEGINNING BALANCE (July 1)	—	—	—	(7,280)	—
REVENUES	70,313	80,895	93,675	90,750	95,740
TOTAL FUNDS AVAILABLE	70,313	80,895	93,675	83,470	95,740
EXPENSES					
Direct Operating Expenses:					
Water & Power	195,512	408,937	177,341	183,955	182,021
BALANCE BEFORE OVERHEAD EXPENSES	(125,199)	(328,042)	(83,666)	(100,485)	(86,281)
OVERHEAD EXPENSES					
Indirect Overhead Expenses:					
Legislative & Administrative	30,688	34,317	31,387	33,796	39,554
Public Works	670,920	461,268	466,513	468,795	480,145
Administrative Services	122,934	115,190	131,581	113,259	128,946
TOTAL OVERHEAD EXPENSES	824,542	610,775	629,481	615,850	648,645
Capital Project	92,995	15,232	—	—	100,000
TOTAL EXPENSES	1,113,049	1,034,944	806,822	799,805	930,666
TRANSFERS					
Other Sources and (Uses) of Funds					
From/(To) Municipal Improvement Fund	—	—	—	—	—
From/(To) Measure "W"	—	—	—	—	50,000
From/(To) General Fund	1,042,736	946,771	713,147	716,335	784,926
TOTAL TRANSFERS	1,042,736	946,771	713,147	716,335	834,926
ENDING BALANCE (June 30)	—	(7,278)	—	—	—
PROJ. LOAN OWED TO GENERAL FUND	8,863,227	9,809,998	10,305,647	10,526,333	11,311,259

The Sewer Fund is a restricted enterprise fund which holds revenues and expenses relative to sewer maintenance and improvement projects. In accordance with City Council direction, monies advanced to the Sewer Fund by the General Fund that are not reimbursed at the fiscal year's end, constitute a loan from the General Fund to be repaid at an interest rate of 2.5%.

STATEMENT OF FUND BALANCES AND RESERVES

FUND: WATER FUND
CODE: 510
TYPE: ENTERPRISE FUNDS

	2018-2019 ACTUAL	2019-2020 ACTUAL	2020-2021 BUDGET	2020-2021 ESTIMATED	2021-2022 PROJECTED
BEGINNING BALANCE (July 1)	—	8,729	648,878	1,444,068	3,159,440
REVENUES	10,149,120	12,372,672	12,639,300	12,456,300	12,783,200
TOTAL FUNDS AVAILABLE	10,149,120	12,381,401	13,288,178	13,900,368	15,942,640
EXPENSES					
Direct Operating Expenses:					
Water & Power	7,708,301	8,307,784	7,942,286	7,970,905	8,250,000
BALANCE BEFORE OVERHEAD EXPENSES	2,440,819	4,073,617	5,345,892	5,929,463	7,692,640
OVERHEAD EXPENSES					
Indirect Overhead Expenses:					
Legislative & Administrative	319,336	385,452	352,706	396,269	463,733
Public Works	687,206	669,703	710,599	691,170	747,930
Administrative Services	1,553,599	1,579,111	1,674,329	1,525,393	1,726,516
TOTAL OVERHEAD EXPENSES	2,560,141	2,634,266	2,737,634	2,612,832	2,938,179
Capital Projects:					
Water Improvements	65,484	237,478	1,572,000	1,012,191	3,890,800
TOTAL EXPENSES	10,333,926	11,179,528	12,251,920	11,595,928	15,078,979
TRANSFERS					
Other Sources and (Uses) of Funds					
From/(To) General Fund	193,535	242,195	—	—	—
From/(To) Measure "W"	—	—	645,000	855,000	2,980,800
From/(To) Reclaimed Water	—	—	—	—	—
From/(To) Equipment Replacement Fund	—	—	—	—	—
TOTAL TRANSFERS	193,535	242,195	645,000	855,000	2,980,800
ENDING BALANCE (June 30)	8,729	1,444,068	1,681,258	3,159,440	3,844,461
PROJ. LOAN OWED TO GENERAL FUND	9,687,785	9,929,980	9,687,785	9,929,980	9,929,980
RESTRICTED RESERVES FOR PROJECTS:					
cp17197 - C5 Water Well	2,227,130	2,227,130	1,168,239	2,177,130	1,927,130
TOTAL RESTRICTED RESERVES	2,227,130	2,227,130	1,168,239	2,177,130	1,927,130

The Water Fund is a restricted enterprise fund which contains revenues and expenses associated with the City's water enterprise. Projections for water revenue are reflective of current consumption patterns and anticipated usage reductions associated with recent State-mandated legislation. In accordance with City Council direction, monies advanced to the Water Fund by the General Fund that are not reimbursed at the fiscal year's end, constitute a loan from the General Fund to be repaid at an interest rate of 2.5%.

STATEMENT OF FUND BALANCES AND RESERVES

FUND: RECLAIMED WATER FUND
CODE: 550
TYPE: ENTERPRISE FUNDS

	2018-2019 ACTUAL	2019-2020 ACTUAL	2020-2021 BUDGET	2020-2021 ESTIMATED	2021-2022 PROJECTED
BEGINNING BALANCE (July 1)	1,479,262	1,580,973	1,587,337	1,708,328	1,756,663
REVENUES	979,636	1,056,083	1,092,900	1,081,050	1,091,550
TOTAL FUNDS AVAILABLE	2,458,898	2,637,056	2,680,237	2,789,378	2,848,213
EXPENSES					
Direct Operating Expenses:					
Water & Power	583,858	647,659	615,442	757,574	625,696
BALANCE BEFORE OVERHEAD EXPENSES	1,875,040	1,989,397	2,064,795	2,031,804	2,222,517
OVERHEAD EXPENSES					
Indirect Overhead Expenses:					
Legislative & Administrative	36,140	39,875	36,497	41,248	48,268
Public Works	70,244	62,177	65,427	64,356	69,947
Administrative Services	187,683	179,016	183,988	169,537	191,409
TOTAL OVERHEAD EXPENSES	294,067	281,068	285,912	275,141	309,624
Capital Projects:					
Water Improvements	—	—	—	—	655,000
TOTAL EXPENSES	877,925	928,727	901,354	1,032,715	1,590,320
TRANSFERS					
Other Sources and (Uses) of Funds					
From/(To) General Fund	—	—	—	—	—
From/(To) Street Fund	—	—	—	—	—
From/(To) Water Fund	—	—	—	—	—
TOTAL TRANSFERS	—	—	—	—	—
ENDING BALANCE (June 30)	1,580,973	1,708,329	1,778,883	1,756,663	1,257,893

The Reclaimed Water Fund is a restricted fund that provides for the operation and improvements of the City's tertiary water system, which allows for the sale and use of reclaimed water to irrigate parks, medians, and other open spaces.

STATEMENT OF FUND BALANCES AND RESERVES

FUND: ELECTRIC UTILITY FUND
CODE: 570
TYPE: ENTERPRISE FUNDS

	2018-2019 ACTUAL	2019-2020 ACTUAL	2020-2021 BUDGET	2020-2021 ESTIMATED	2021-2022 PROJECTED
BEGINNING BALANCE (July 1)	—	356,003	—	130,300	—
REVENUES	4,643,974	5,096,401	5,445,275	5,445,275	5,527,501
TOTAL FUNDS AVAILABLE	4,643,974	5,452,404	5,445,275	5,575,575	5,527,501
EXPENSES					
Direct Operating Expenses:					
Water & Power	4,197,138	5,758,672	5,619,285	5,554,440	6,227,190
Magnolia Bonds 2003	858,369	859,131	858,975	858,820	858,820
TOTAL DIRECT OPERATING EXPENSES	5,055,507	6,617,803	6,478,260	6,413,260	7,086,010
BALANCE BEFORE OVERHEAD EXPENSES	(411,533)	(1,165,399)	(1,032,985)	(837,685)	(1,558,509)
OVERHEAD EXPENSES					
Indirect Overhead Expenses:					
Legislative & Administrative	—	—	—	—	—
Public Works	74,862	113,633	113,633	113,633	113,633
Administrative Services	15,971	55,885	55,885	55,886	55,886
TOTAL INDIRECT OVERHEAD EXPENSES	90,833	169,518	169,518	169,519	169,519
TOTAL EXPENSES	5,146,340	6,787,321	6,647,778	6,582,779	7,255,529
TRANSFERS					
Transfer From/(To) Gen Fund ⁸	858,369	859,131	858,975	858,820	858,820
Loan From Gen. Fund	—	544,983	343,528	148,384	869,209
Transfer From Gen Fund - Debt Service	—	61,103	—	—	—
TOTAL TRANSFERS	858,369	1,465,217	1,202,503	1,007,204	1,728,029
ENDING BALANCE (June 30)	356,003	130,300	—	—	1
PROJ. LOAN OWED TO GENERAL FUND	21,799,328	22,344,311	22,308,947	22,492,695	23,361,904
PROJ. LOAN OWED TO GENERAL FUND- DEBT SERVICE	2,444,111	2,505,214	2,444,111	2,505,214	2,505,214

The City of Cerritos Electric Utility has been continuously serving electricity to customers within the City since 2005. The Electric Utility Fund is a restricted fund for utility-related activities. In accordance with City Council direction, monies advanced by the General Fund to the Electric Utility that are not reimbursed at the fiscal year's end, constitute a loan from the General Fund to be repaid at an interest rate of 2.5%. The rate was reduced from 12% to 2.5% on the loan balance beginning with the Fiscal Year 2012-2013. Commencing in Fiscal Year 2013-2014, electric billing was outsourced, which significantly reduced staff time overhead charges. However, the Electric Utility still incurs some slight administrative staff time allocations from various City divisions.

⁸ The Electric Utility's debt service obligations related to the Magnolia Power Project will be funded through a portion of the proceeds the Successor Agency to the Cerritos Redevelopment Agency will receive as part of a recent settlement of outstanding litigation between the Successor Agency and the State Department of Finance.

STATEMENT OF FUND BALANCES AND RESERVES

FUND: EQUIPMENT REPLACEMENT FUND
CODE: 620
TYPE: INTERNAL SERVICE FUNDS

	2018-2019 ACTUAL	2019-2020 ACTUAL	2020-2021 BUDGET	2020-2021 ESTIMATED	2021-2022 PROJECTED
BEGINNING BALANCE (July 1)	11,797,285	11,443,766	10,116,150	10,830,780	10,760,741
REVENUES	183,292	167,089	156,400	140,800	140,800
TOTAL FUNDS AVAILABLE	11,980,577	11,610,855	10,272,550	10,971,580	10,901,541
EXPENSES					
Operating Expenditures:					
Legislative & Administrative	—	—	—	—	—
Public Works	—	—	—	—	—
Administrative Services	536,811	780,078	210,500	175,100	177,750
Capital Outlay	—	—	12,460	35,739	835,650
TOTAL EXPENSES	536,811	780,078	222,960	210,839	1,013,400
TOTAL TRANSFERS					
Other Sources and (Uses) of Funds					
From/(To) General Fund	—	—	—	—	872,600
From/(To) Municipal Improvement Fund	—	—	—	—	—
From/(To) Water Fund	—	—	—	—	—
From/(To) Reclaimed Water Fund	—	—	—	—	—
TOTAL TRANSFERS	—	—	—	—	872,600
ENDING BALANCE (June 30)	11,443,766	10,830,777	10,049,590	10,760,741	10,760,741

The Equipment Replacement Fund provides for the regular maintenance and replacement of the City's equipment and office equipment inventory.

(This page is intentionally left blank)

City of Cerritos
Financial Program: 2021-2022
Revenues

SUMMARY OF REVENUES BY FUND TYPE AND YEAR

CITY OF CERRITOS	2018-2019 ACTUAL	2019-2020 ACTUAL	2020-2021 BUDGET	2020-2021 ESTIMATED	2021-2022 FORECAST
General Fund	76,157,739	72,505,765	68,221,094	66,786,303	81,314,818
General Fund - Misc.	631,470	593,300	503,020	463,020	505,020
Special Revenue Funds	6,386,630	6,108,240	10,651,184	11,207,407	12,197,730
Capital Projects Funds	323,032	7,615	2,600,430	3,895,395	204,787
Enterprise Funds	15,843,043	18,606,051	19,271,150	19,073,375	19,497,991
Internal Service Funds	183,292	167,089	156,400	140,800	140,800
TOTAL CITY OF CERRITOS	99,525,206	97,988,060	101,403,278	101,566,300	113,861,146

FUND: General Fund**CODE: 110**

	2018-2019 ACTUAL	2019-2020 ACTUAL	2020-2021 BUDGET	2020-2021 ESTIMATED	2021-2022 FORECAST
TAXES					
40130 (000) Business License	1,158,822	1,113,565	1,151,400	1,100,000	1,100,000
40133 (000) Business License - Software	0	0	0	0	0
40135 (000) Business License - Tobacco Retail	1,050	4,200	1,200	500	500
40160 (141) Documentary Transfer Taxes	352,097	158,543	270,000	185,000	200,000
40180 (000) No-Low Property Tax	3,594,387	3,760,004	3,823,146	3,823,146	3,998,146
40230 (000) Sales Tax	34,780,357	33,382,068	30,653,362	34,716,901	36,367,816
40232 (000) Sales Tax Reimbursement	0	0	0	0	0
40245 (000) Pass Thru From CRA	354,487	395,570	400,000	400,000	400,000
40246 (000) ABX1 26 PTR Residual	1,815,194	1,873,325	2,000,000	2,000,000	2,000,000
40250 (000) Transient Occupancy Tax	1,045,417	1,023,825	804,000	575,000	554,000
41701 (000) General Tax Levy	1,019,590	1,067,167	1,045,500	970,500	1,000,000
41702 (000) General Tax Levy - AD#6	0	0	0	0	0
TOTAL TAXES	44,121,401	42,778,267	40,148,608	43,771,047	45,620,462

FRANCHISES

40171 (141) Franchise - Utility	687,882	676,536	700,000	700,000	700,000
40172 (000) Franchise - Trash	1,211,252	1,229,025	1,245,000	1,390,850	1,422,000
40173 (141) Franchise - Cable	510,930	484,865	520,000	500,000	500,000
TOTAL FRANCHISES	2,410,064	2,390,426	2,465,000	2,590,850	2,622,000

LICENSES AND PERMITS

41109 (211) Building Permits - City	379,445	340,308	500,000	400,000	400,000
41110 (211) Building Permits	1,097,952	1,285,686	1,100,000	1,100,000	1,100,000
41111 (211) General Plan Maintenance Fee	0	0	0	0	0
41115 (000) Green Building Permits Standards Fee	207	237	400	250	250
41120 (321) Excavation Permit	121,560	141,194	120,000	120,000	120,000
41123 (231) Occupancy Permit Processing	48,838	53,109	50,000	50,000	50,000
41125 (353) Tree Trimming Permit	25,588	25,142	28,000	28,000	28,000
TOTAL LICENSES & PERMITS	1,673,590	1,845,676	1,798,400	1,698,250	1,698,250

FINES & FORFEITURES

41205 (451) Administrative Citations	9,976	10,246	3,600	1,800	2,000
41205 (452) Administrative Citations	0	0	0	0	0
41210 (451) Court Fines	43,135	33,842	60,000	5,000	35,000
41210 (452) Court Fines	0	2,797	0	0	0
41220 (451) Forfeitures & Seizures	0	0	0	0	0
41230 (451) Parking Bail / State	73,186	56,150	63,000	33,040	60,000
41240 (451) Parking Fines	255,316	178,498	300,000	20,000	170,000
41250 (451) Vehicle Fines	149,311	120,684	170,000	10,000	110,000
TOTAL FINES & FORFEITURES	530,924	402,217	596,600	69,840	377,000

FUND: General Fund (cont.)

CODE: 110

	2018-2019 ACTUAL	2019-2020 ACTUAL	2020-2021 BUDGET	2020-2021 ESTIMATED	2021-2022 FORECAST
REV. FROM USE OF MONEY & PROP.					
41321 (000) Bldg & Ground Lease - Lincoln	544,240	544,240	544,240	544,240	544,240
41322 (000) Bldg & Ground Lease - Towne Center	4,877,170	4,958,956	4,987,200	5,039,370	5,129,315
41323 (000) Bldg & Ground Lease - Auto Storage	468,023	426,601	505,000	493,970	511,420
41324 (000) Bldg & Ground Lease - Others	57,573	100,613	56,800	72,000	72,000
41325 (000) Bldg & Ground Lease - Jaguar / Land Rover	280,404	280,404	280,400	303,020	319,170
41326 (000) Bldg & Ground Lease - NW Studebaker / 183	651,731	668,955	646,600	677,040	635,000
41327 (000) Bldg & Ground Lease - 12616 183rd St	0	0	0	0	0
41328 (000) Bldg & Ground Lease - 12880 Moore St	294,207	404,184	403,170	416,310	428,800
41329 (000) Bldg & Ground Lease - 17423 Studebaker Rd	10,561	116,174	126,720	127,300	130,000
41335 (000) Community Facilities District	10,316	10,294	10,300	10,300	10,800
41336 (000) Developer Mitigation - Aria	84,600	85,392	86,200	86,200	88,200
41340 (442) Concessions	0	0	0	0	0
41340 (621) Concessions	12,563	0	0	0	0
41350 (000) Interest Income	2,151,359	2,233,236	2,100,000	1,890,000	1,910,000
41350 (261) Interest Income	850,418	730,856	616,693	616,693	488,562
41353 (000) Market Value Investment Fluctuation	1,678,854	1,105,725	0	0	0
41354 (000) Gain or Loss on Sale of Investment	645	1,500	0	0	0
41360 (422) Rent - Facility	57,611	23,695	41,000	0	25,000
41360 (441) Rent - Facility	310,336	143,870	250,000	0	175,000
41360 (443) Rent - Facility	70,560	59,743	95,000	0	80,000
41360 (571) Rent - Facility	81,658	47,520	78,500	0	39,250
41360 (661) Rent - Facility	1,039,630	532,025	225,000	0	225,000
41361 (000) Rental Participation - Lincoln	37,922	6,765	38,000	24,500	24,000
41362 (000) Rental Participation - Towne Ctr (Vestar)	47,037	63,007	47,000	54,500	55,000
41364 (000) Rental Participation - Sheraton	339,019	353,891	340,000	240,000	180,000
41366 (000) Rental Participation - Towne Ctr (Tiarna)	0	0	0	0	0
41367 (000) Rental Participation - Towne Ctr (Arden)	0	0	0	0	0
41368 (000) Rental Participation - AT&T	53,588	88,692	54,000	119,000	120,000
41370 (000) Rent - Property	14,400	14,400	14,400	14,400	14,400
41382 (000) Site Improvement - Towne Center	50,232	50,232	50,230	50,230	20,230
41650 (000) Sale of Land	0	0	0	0	0
41699 (000) CRA Loan Repayment	0	0	0	0	3,203,274
TOTAL REV. FROM USE OF MONEY & PROP.	14,074,657	13,050,970	11,596,453	10,779,073	14,428,661

FUND: General Fund (cont.)
CODE: 110

	2018-2019 ACTUAL	2019-2020 ACTUAL	2020-2021 BUDGET	2020-2021 ESTIMATED	2021-2022 FORECAST
INTERGOVERNMENTAL					
41452 (571) Grant - Library	15,228	0	10,060	500	2,060
41458 (571) Grant - Childhood Literacy Grant	0	0	0	0	0
41475 (311) Grants - Others	0	0	0	0	0
41475 (441) Grants - Others	21,582	0	0	0	0
41475 (561) Grants - Others	0	0	160,000	160,000	0
41475 (571) Grants - Others	0	0	0	0	0
41475 (661) Grants - Others	198,000	117,000	178,000	0	150,000
41479 (000) Motor Vehicle In Lieu - Reimbursement	5,636,228	5,944,583	6,105,199	6,105,199	6,313,000
41480 (000) Motor Vehicle In Lieu	24,028	0	26,000	41,000	26,000
41485 (000) SB90 State Mandated Reimbursement	57,127	7,895	5,000	2,000	2,500
41495 (000) Other Agency Contribution	0	0	622,971	622,971	6,271,600
41710 (000) Reimbursement - Administrative	0	0	0	0	0
41750 (000) Reimbursement - Staff Time	35,000	35,000	35,000	35,000	35,000
TOTAL INTERGOVERNMENTAL	5,987,193	6,104,478	7,142,230	6,966,670	12,800,160

FUND: General Fund (cont.)
CODE: 110

	2018-2019	2019-2020	2020-2021	2020-2021	2021-2022
	ACTUAL	ACTUAL	BUDGET	ESTIMATED	FORECAST
CURRENT FEES & SERVICES					
41508 (000) Cal-Card Rebate	3,686	4,937	4,900	2,900	3,400
41511 (321) Checking & Inspection Fees	11,674	14,664	30,000	30,000	30,000
41512 (621) Credit Card Discount Fee	-150,305	-104,544	-63,000	0	-63,000
41513 (551) Coffee & Beverage Sales	3,421	3,272	4,000	1,200	2,000
41527 (442) Golf Course Revenues	593,796	499,689	610,000	275,000	475,000
41530 (621) Handling Fee	194,176	155,016	168,750	0	168,750
41531 (451) Gas / Fuel Sales	140,418	115,032	130,000	80,000	120,000
41532 (451) Fingerprinting Reimbursement	3,377	1,459	0	0	1,000
41534 (571) Library Fees & Fines	49,172	33,613	46,400	658	23,200
41535 (000) Film Shoot Revenue	0	0	0	0	0
41539 (422) Membership Fees	35,650	24,300	45,000	0	30,000
41539 (443) Membership Fees	44,850	32,355	45,000	0	40,000
41539 (571) Membership Fees	35,994	26,780	36,000	0	18,000
41547 (231) Planning & Zoning Fees	198,182	176,945	150,000	150,000	150,000
41549 (621) Program Advertising Revenue	0	0	0	0	0
41552 (422) Registration Fees	42,282	26,729	42,000	0	25,000
41552 (441) Registration Fees	359,184	313,406	490,000	0	200,000
41552 (442) Registration Fees	14,080	17,222	18,000	0	10,000
41552 (443) Registration Fees	225,254	159,124	260,000	0	216,000
41552 (571) Registration Fees	3,535	2,106	3,000	-5	1,500
41554 (443) Recreational Swim Fees	116,341	80,358	115,000	0	100,000
41560 (421) Sponsored Events	630	375	400	0	400
41560 (441) Sponsored Events	58,862	21,373	65,000	10,600	7,100
41563 (422) Subscription Fees	16	0	30	0	30
41564 (451) Sheriff Security Services	164,192	169,919	160,000	155,000	170,000
41565 (621) Ticket Sales - Box Office	4,746,536	3,778,122	1,798,950	0	1,798,950
41566 (621) Ticket Sales - Donated	-1,897	796	-3,000	0	-3,000
41567 (661) Ticket Sales - Rental	109,000	93,781	0	0	70,000
41705 (000) Assessment - Auto Storage Maintenance	21,012	21,204	21,010	21,780	21,780
41707 (000) Business License - Certified ACC	725	705	1,000	700	700
41781 (531) Sheriff Cost Recovery	0	0	0	0	0
TOTAL CURRENT FEES & SERVICES	7,023,843	5,668,738	4,178,440	727,833	3,616,810

FUND: General Fund (cont.)

CODE: 110

	2018-2019 ACTUAL	2019-2020 ACTUAL	2020-2021 BUDGET	2020-2021 ESTIMATED	2021-2022 FORECAST
MISCELLANEOUS REVENUES					
41502 (611) Artist Merchandise / Taxable	0	0	0	0	0
41502 (621) Artist Merchandise / Taxable	11,405	5,777	6,500	0	6,500
41502 (671) Artist Merchandise / Taxable	0	0	0	0	0
41506 (422) Boutique Sales	2,670	1,900	3,000	3,000	3,000
41506 (571) Boutique Sales	6,809	3,817	6,000	0	3,000
41506 (621) Boutique Sales	0	0	0	0	0
41506 (671) Boutique Sales	0	0	0	0	0
41514 (422) Consignment Sales	-153	-224	-500	0	-500
41515 (000) Cash Short / Over	-16	-87	0	0	0
41515 (211) Cash Short / Over	0	0	0	0	0
41515 (421) Cash Short / Over	9	0	0	0	0
41515 (422) Cash Short / Over	-8	-4	0	0	0
41515 (441) Cash Short / Over	3	1	0	0	0
41515 (442) Cash Short / Over	-6	8	0	0	0
41515 (443) Cash Short / Over	1	17	0	0	0
41515 (451) Cash Short / Over	0	0	0	0	0
41515 (531) Cash Short / Over	-104	-17	0	0	0
41515 (571) Cash Short / Over	-406	-62	0	0	0
41515 (621) Cash Short / Over	10	0	0	0	0
41515 (671) Cash Short / Over	0	0	0	0	0
41517 (571) Debit Card Revenue	26,455	23,718	26,000	0	13,000
41518 (422) Donation	0	0	0	0	0
41518 (441) Donation	0	0	0	30,000	0
41537 (451) Safety Center Merchandise Sale	0	0	0	0	0
41538 (000) Maps & Publications	0	0	0	0	0
41538 (141) Maps & Publications	0	0	0	0	0
41538 (211) Maps & Publications	0	0	0	0	0
41538 (231) Maps & Publications	2,226	719	2,000	2,000	2,000
41538 (311) Maps & Publications	0	0	0	0	0
41538 (321) Maps & Publications	1,493	1,794	0	0	0
41538 (363) Maps & Publications	0	0	0	0	0
41538 (411) Maps & Publications	0	0	0	0	0
41538 (451) Maps & Publications	0	0	0	0	0
41538 (531) Maps & Publications	0	0	0	0	0
41538 (532) Maps & Publications	0	0	0	0	0
41555 (000) Returned Check Charge	100	160	150	75	75
41555 (441) Returned Check Charge	-25	0	0	0	0
41555 (671) Returned Check Charge	0	0	0	0	0
41581 (000) Vendor Registration Fees	0	0	0	0	0
41581 (421) Vendor Registration Fees	0	0	0	0	0
41581 (422) Vendor Registration Fees	2,300	1,900	2,400	0	2,400
41605 (441) Anniversary Revenue	0	0	0	0	0
41631 (000) CDBG Fund Exchange	0	0	0	0	0
41631 (441) CDBG Fund Exchange	0	0	0	0	0
41635 (000) Legal Settlements	0	0	0	0	0
41660 (000) Sale of Surplus Property	37,485	0	0	0	0

FUND: General Fund (cont.)

CODE: 110

	2018-2019 ACTUAL	2019-2020 ACTUAL	2020-2021 BUDGET	2020-2021 ESTIMATED	2021-2022 FORECAST
MISCELLANEOUS REVENUES (cont.)					
41660 (551) Sale of Surplus Property	16,244	15,381	5,000	5,000	5,000
41670 (442) Merchandise Sales	11,848	6,054	12,000	2,000	5,000
41670 (443) Merchandise Sales	1,226	742	2,500	0	1,500
41671 (422) Merchandise Sales / Non-Taxable	256	82	350	0	350
41671 (443) Merchandise Sales / Non-Taxable	3,106	2,569	3,000	3,000	2,500
41671 (571) Merchandise Sales / Non-Taxable	356	263	300	0	150
41671 (621) Merchandise Sales / Non-Taxable	0	0	0	0	0
41690 (000) Miscellaneous Revenue	35,033	5,163	15,000	15,000	15,000
41690 (141) Miscellaneous Revenue	437	7,235	1,000	1,000	1,000
41690 (311) Miscellaneous Revenue	0	0	0	0	0
41690 (422) Miscellaneous Revenue	0	1,372	1,500	0	1,500
41690 (441) Miscellaneous Revenue	79	0	0	0	0
41690 (442) Miscellaneous Revenue	1,347	-300	0	0	0
41690 (443) Miscellaneous Revenue	878	1,150	0	0	0
41690 (451) Miscellaneous Revenue	0	0	0	0	0
41690 (531) Miscellaneous Revenue	0	0	0	0	0
41690 (532) Miscellaneous Revenue	0	0	0	0	0
41690 (571) Miscellaneous Revenue	0	0	0	0	0
41690 (621) Miscellaneous Revenue	0	0	0	0	0
41690 (671) Miscellaneous Revenue	0	0	0	0	0
41720 (000) Damage to City Property	0	0	0	0	0
41720 (141) Damage to City Property	0	0	0	0	0
41720 (531) Damage to City Property	42,809	77,365	35,000	116,565	35,000
41765 (000) Reimbursement - Other Expense	0	0	0	0	0
41765 (111) Reimbursement - Other Expense	0	0	0	0	0
41765 (121) Reimbursement - Other Expense	0	0	0	0	0
41765 (141) Reimbursement - Other Expense	0	2,120	0	0	0
41765 (211) Reimbursement - Other Expense	0	0	0	0	0
41765 (221) Reimbursement - Other Expense	0	0	0	0	0
41765 (231) Reimbursement - Other Expense	0	0	0	0	0
41765 (251) Reimbursement - Other Expense	0	0	0	0	0
41765 (321) Reimbursement - Other Expense	0	0	0	0	0
41765 (331) Reimbursement - Other Expense	0	0	0	0	0
41765 (341) Reimbursement - Other Expense	0	0	0	0	0
41765 (342) Reimbursement - Other Expense	0	0	0	0	0
41765 (343) Reimbursement - Other Expense	0	0	0	0	0
41765 (344) Reimbursement - Other Expense	0	0	0	0	0
41765 (352) Reimbursement - Other Expense	0	0	0	0	0
41765 (354) Reimbursement - Other Expense	0	0	0	0	0
41765 (362) Reimbursement - Other Expense	0	0	0	0	0
41765 (363) Reimbursement - Other Expense	0	0	0	0	0
41765 (365) Reimbursement - Other Expense	0	0	0	0	0
41765 (421) Reimbursement - Other Expense	4,811	1,394	121,663	5,100	2,500
41765 (422) Reimbursement - Other Expense	0	0	0	0	0
41765 (441) Reimbursement - Other Expense	0	0	0	0	0
41765 (443) Reimbursement - Other Expense	0	0	0	0	0

FUND: General Fund (cont.)
CODE: 110

	2018-2019 ACTUAL	2019-2020 ACTUAL	2020-2021 BUDGET	2020-2021 ESTIMATED	2021-2022 FORECAST
MISCELLANEOUS REVENUES (cont.)					
41765 (451) Reimbursement - Other Expense	0	0	0	0	0
41765 (452) Reimbursement - Other Expense	0	0	0	0	0
41765 (521) Reimbursement - Other Expense	0	0	0	0	0
41765 (531) Reimbursement - Other Expense	0	0	0	0	0
41765 (532) Reimbursement - Other Expense	0	0	0	0	0
41765 (541) Reimbursement - Other Expense	0	0	0	0	0
41765 (551) Reimbursement - Other Expense	0	0	0	0	0
41765 (552) Reimbursement - Other Expense	0	0	0	0	0
41765 (561) Reimbursement - Other Expense	0	0	0	0	0
41765 (571) Reimbursement - Other Expense	0	0	0	0	0
41765 (611) Reimbursement - Other Expense	0	0	0	0	0
41765 (621) Reimbursement - Other Expense	0	0	0	0	0
41765 (631) Reimbursement - Other Expense	0	0	0	0	0
41765 (641) Reimbursement - Other Expense	0	0	0	0	0
41765 (651) Reimbursement - Other Expense	0	0	0	0	0
41765 (661) Reimbursement - Other Expense	127,391	104,991	52,500	0	52,500
41765 (671) Reimbursement - Other Expense	0	0	0	0	0
41790 (121) Legal Cost Reimbursement	0	0	0	0	0
41790 (362) Legal Cost Reimbursement	0	0	0	0	0
41790 (451) Legal Cost Reimbursement	0	0	0	0	0
41790 (452) Legal Cost Reimbursement	0	0	0	0	0
TOTAL MISCELLANEOUS REVENUES	336,069	264,998	295,363	182,740	151,475
110 - GENERAL FUND TOTAL	76,157,741	72,505,770	68,221,094	66,786,303	81,314,818

General Fund - Misc.

	2018-2019 ACTUAL	2019-2020 ACTUAL	2020-2021 BUDGET	2020-2021 ESTIMATED	2021-2022 FORECAST
112 CCPA ENDOWMENT FUND					
41350 (000) Interest Income	168,500	167,356	150,000	135,000	135,000
41475 (000) Grants - Others	0	0	0	0	0
41518 (000) Donation	162,843	34,135	50,000	58,000	50,000
41607 (000) Arts Education Program Revenue	127	83	0	0	0
41631 (000) CDBG Fund Exchange	0	0	0	0	0
41690 (000) Miscellaneous Revenue	21	74	0	0	0
TOTAL 112 CCPA ENDOWMENT FUND	331,491	201,648	200,000	193,000	185,000
113 EARTHQUAKE PREPAREDNESS					
41350 (000) Interest Income	54,064	54,928	50,000	45,000	45,000
TOTAL 113 EARTHQUAKE PREPAREDNESS	54,064	54,928	50,000	45,000	45,000
114 BUSINESS LICENSE SOFTWARE					
40133 (000) Business License - Software	30,034	42,961	30,000	30,000	30,000
41350 (000) Interest Income	1,041	1,536	520	520	520
TOTAL 114 BUSINESS LICENSE SOFTWARE	31,075	44,497	30,520	30,520	30,520
115 ART IN PUBLIC PLACES					
41350 (000) Interest Income	19,784	21,551	20,000	17,000	17,000
41518 (000) Donation	122,233	201,334	100,000	100,000	150,000
TOTAL 115 ART IN PUBLIC PLACES	142,017	222,885	120,000	117,000	167,000
116 GENERAL PLAN MAINTENANCE FEE					
41111 (211) General Plan Maintenance Fee	69,911	65,270	100,000	75,000	75,000
41350 (000) Interest Income	2,912	4,072	2,500	2,500	2,500
TOTAL 116 GENERAL PLAN MAINT. FEE	72,823	69,342	102,500	77,500	77,500
118 MUSEUM ENDOWMENT FUND					
41324 (000) Bldg & Ground Lease - Others	0	0	0	0	0
41350 (000) Interest Income	0	0	0	0	0
41475 (000) Grants - Others	0	0	0	0	0
41650 (000) Sale of Land	0	0	0	0	0
41720 (000) Damage to City Property	0	0	0	0	0
TOTAL 118 MUSEUM ENDOWMENT FUND	0	0	0	0	0
GENERAL FUND - MISC. TOTAL	631,470	593,300	503,020	463,020	505,020

Special Revenue Funds

		2018-2019	2019-2020	2020-2021	2020-2021	2021-2022
		ACTUAL	ACTUAL	BUDGET	ESTIMATED	FORECAST
210 ROAD MAINT. AND REHAB. ACT (RMRA)						
40203 (000)	Road Maintenance and Rehabilitation - (RMRA)	917,974	878,308	957,800	957,800	991,131
41350 (000)	Interest Income	6,199	8,606	0	0	0
TOTAL 210 RMRA FUND		924,173	886,914	957,800	957,800	991,131

211 STREET IMPROVEMENT FUND

40174 (000)	Franchise - Trash Set Aside	84,000	84,000	84,000	84,000	84,000
40175 (000)	LA CMTA STPL Exchange	0	0	0	0	0
41350 (000)	Interest Income	0	0	0	0	0
41441 (000)	Hwy Users Tax - 2105	274,649	258,681	291,500	291,500	291,903
41442 (000)	Hwy Users Tax - 2106	168,587	151,508	168,366	168,366	167,032
41443 (000)	Hwy Users Tax - 2107	345,402	326,634	347,977	347,977	371,469
41444 (000)	Hwy Users Tax - 2107.5	7,500	7,500	7,500	7,500	7,500
41446 (000)	Hwy Users Tax - 2103	167,231	349,671	449,570	449,570	447,976
41460 (000)	American Recovery and Reinvestment Act-S	0	0	0	0	0
41475 (000)	Grants - Others	0	0	1,225,000	1,106,000	500,000
41495 (000)	Other Agency Contribution	20,576	24,865	1,233,340	1,369,046	1,165,480
41690 (000)	Miscellaneous Revenue	56,451	57,010	56,450	40,000	40,000
TOTAL 211 STREET IMPROVEMENT FUND		1,124,396	1,259,869	3,863,703	3,863,959	3,075,360

213 DRAINAGE FUND

41350 (000)	Interest Income	0	0	0	0	0
41519 (321)	Drainage Fee	3,253	3,298	10,000	6,000	6,000
TOTAL 213 DRAINAGE FUND		3,253	3,298	10,000	6,000	6,000

215 SB821 FUND

41350 (000)	Interest Income	0	0	0	0	0
41451 (411)	Grants - SB 821	0	0	25,000	122,002	25,000
TOTAL 215 SB821 FUND		0	0	25,000	122,002	25,000

216 AQMD FUND

41350 (000)	Interest Income	9,358	9,693	8,000	8,000	8,000
41420 (000)	AQMD Revenue	63,590	63,706	55,000	55,000	55,000
41475 (000)	Grants - Others	0	0	0	0	0
TOTAL 216 AQMD FUND		72,948	73,399	63,000	63,000	63,000

Special Revenue Funds (Continued)

	2018-2019 ACTUAL	2019-2020 ACTUAL	2020-2021 BUDGET	2020-2021 ESTIMATED	2021-2022 FORECAST
217 MEASURE "R" FUND					
40205 (000) Measure "R" Tax	625,138	603,522	665,020	665,020	665,020
41350 (000) Interest Income	937	676	0	0	0
TOTAL 217 MEASURE R FUND	626,075	604,198	665,020	665,020	665,020
218 PROPOSITION "A" FUND					
40210 (000) Proposition "A" Tax	1,004,588	971,485	1,000,000	1,000,000	1,000,000
41350 (000) Interest Income	27,443	14,281	10,000	10,000	10,000
41459 (000) Grant-National Transit Database Program	96,835	0	70,000	205,000	90,000
41572 (221) Transit Revenue - Dial-A-Ride	0	0	0	0	0
TOTAL 218 PROPOSITION A FUND	1,128,866	985,766	1,080,000	1,215,000	1,100,000
219 PROPOSITION "C" FUND					
40220 (000) Proposition "C" Tax	833,277	805,849	800,000	800,000	800,000
41350 (000) Interest Income	0	13,909	4,000	3,000	3,000
41475 (000) Grants - Others	0	0	0	0	0
41571 (221) Transit Revenue - C.O.W.	0	0	35,000	35,000	35,000
TOTAL 219 PROPOSITION C FUND	833,277	819,758	839,000	838,000	838,000
220 MEASURE "M" FUND					
40204 (000) Measure "M" Tax	703,162	680,264	753,611	753,611	753,611
41350 (000) Interest Income	7,019	7,487	0	0	0
TOTAL 220 MEASURE M FUND	710,181	687,751	753,611	753,611	753,611
231 MEASURE "A" FUND					
40206 (000) Measure "A" Tax	0	0	195,000	331,366	0
41350 (000) Interest Income	0	0	0	0	0
TOTAL 231 MEASURE A FUND	0	0	195,000	331,366	0
232 MEASURE "W" FUND					
40207 (000) Measure "W" Tax	0	0	1,000,000	940,000	2,880,800
41350 (000) Interest Income	0	0	0	0	0
TOTAL 232 MEASURE W FUND	0	0	1,000,000	940,000	2,880,800
241 AD #6 MAINTENANCE DISTRICT					
41350 (000) Interest Income	151	186	150	150	150
41702 (000) General Tax Levy - AD#6	102,487	101,892	100,000	100,000	100,000
TOTAL 241 AD #6 MAINTENANCE DISTRICT	102,638	102,078	100,150	100,150	100,150
242 LOS COYOTES LIGHTING DISTRICT					
41350 (000) Interest Income	0	0	0	0	0
41703 (000) Assessment - Landscape	98,612	98,612	98,600	98,600	98,600
TOTAL 242 LOS COYOTES LIGHTING DIST.	98,612	98,612	98,600	98,600	98,600

Special Revenue Funds (Continued)

	2018-2019 ACTUAL	2019-2020 ACTUAL	2020-2021 BUDGET	2020-2021 ESTIMATED	2021-2022 FORECAST
262 LOCAL LAW ENFORCEMENT GRANT					
41350 (000) Interest Income	0	0	0	0	0
41475 (000) Grants - Others	0	0	0	0	0
TOTAL 262 LOC. LAW ENFORCE. GRANT	—	—	—	—	—
264 COPS SB 3229 GRANT FUND					
41350 (000) Interest Income	0	0	0	0	0
41475 (000) Grants - Others	148,747	155,948	100,000	100,000	100,000
TOTAL 264 COPS SB 3229 GRANT FUND	148,747	155,948	100,000	100,000	100,000
266 ENVIRONMENTAL FUND					
41350 (000) Interest Income	829	958	100	100	100
41475 (000) Grants - Others	18,286	26,013	26,000	26,000	26,000
TOTAL 266 OTHER GRANT	19,115	26,971	26,100	26,100	26,100
269 AMERICAN RESCUE PLAN FUND					
41495 (000) Other Agency Contribution	0	0	0	0	0
TOTAL 266 OTHER GRANT	—	—	—	—	—
280 HOUSING ASSET FUND					
41350 (000) Interest Income	194,138	199,970	200,000	185,000	185,000
41350 (261) Interest Income	212,604	182,714	154,200	154,200	122,140
41475 (211) Grants - Others	0	0	150,000	150,000	0
41650 (000) Sale of Land	0	0	180,000	0	180,000
41699 (000) CRA Loan Repayment	0	0	0	0	800,818
41745 (000) Reimbursement - Residential Loan	0	24,103	0	0	0
TOTAL 280 HOUSING	406,742	406,787	684,200	489,200	1,287,958
290 COMM. DEV. BLOCK GRANT FUND					
41465 (000) CDBG - Comm. Dev. Block Grant	187,606	-3,108	190,000	637,599	187,000
TOTAL 290 C.D.B.G. FUND	187,606	-3,108	190,000	637,599	187,000
SPECIAL REVENUE FUNDS TOTAL	6,386,629	6,108,241	10,651,184	11,207,407	12,197,730

Capital Projects Funds

	2018-2019 ACTUAL	2019-2020 ACTUAL	2020-2021 BUDGET	2020-2021 ESTIMATED	2021-2022 FORECAST
410 MUNICIPAL IMPROVEMENT FUND					
41323 (000) Bldg & Ground Lease - Auto Storage	318,618	0	0	0	0
41350 (000) Interest Income	0	0	0	0	0
41465 (000) CDBG - Comm. Dev. Block Grant	0	0	0	0	0
41475 (000) Grants - Others	4,236	6,581	0	295,085	204,477
41475 (441) Grants - Others	0	0	0	0	0
41545 (321) Park Fees	148	989	250	250	250
41546 (321) Parkway Tree Fees	30	45	60	60	60
41720 (000) Damage to City Property	0	0	2,600,120	3,600,000	0
TOTAL MUNICIPAL IMPROVEMENT FUND	323,032	7,615	2,600,430	3,895,395	204,787
CAPITAL PROJECTS FUNDS TOTAL	323,032	7,615	2,600,430	3,895,395	204,787

Enterprise Funds

	2018-2019 ACTUAL	2019-2020 ACTUAL	2020-2021 BUDGET	2020-2021 ESTIMATED	2021-2022 FORECAST
214 SEWER FUND					
41350 (000) Interest Income	-7,717	-6,644	0	0	0
41557 (321) Sewer Connection Fees	1,032	3,294	5,000	1,000	5,000
41558 (532) Sewer Maintenance Fees	77,222	84,469	88,835	90,000	90,900
41570 (532) Sewer - Uncollectible Accounts	-224	-225	-160	-250	-160
41690 (000) Miscellaneous Revenue	0	0	0	0	0
TOTAL 214 SEWER FUND	70,313	80,894	93,675	90,750	95,740

510 WATER ENTERPRISE

41350 (000) Interest Income	37,025	57,579	0	0	0
41475 (000) Grants - Others	25,894	0	0	0	0
41524 (532) Fires Lines Service Fee	410,906	453,271	479,600	490,000	494,900
41533 (532) Late Charge	6,225	3,660	6,800	0	1,200
41555 (532) Returned Check Charge	730	660	700	800	800
41590 (532) Water - Uncollectible Accounts	-10,971	-17,625	-10,000	-18,000	-18,000
41591 (362) Water Service Fees	860	2,745	5,200	700	2,000
41592 (532) Water Meter Sales	0	3,027	200	0	200
41593 (532) Water Sales - Regular	8,256,635	9,178,072	9,701,000	10,000,000	10,100,000
41594 (362) Water Sales - Construction	716	4,508	6,000	1,500	1,500
41595 (532) Water Sales - Wholesale	957,057	2,284,828	1,090,000	1,500,000	1,515,000
41596 (362) Water Rights	0	0	1,000	1,000	1,000
41597 (532) Water Sales - City of Cerritos	372,935	399,867	457,800	430,000	434,300
41635 (000) Legal Settlements	91,109	0	900,000	50,000	250,000
41660 (000) Sale of Surplus Property	0	0	0	0	0
41675 (364) Sale of Water Emergency Kits	0	2,080	1,000	300	300
41690 (000) Miscellaneous Revenue	0	0	0	0	0
41690 (532) Miscellaneous Revenue	0	0	0	0	0
41760 (000) Reimbursement - Other Agency	0	0	0	0	0
41790 (362) Legal Cost Reimbursement	0	0	0	0	0
TOTAL 510 WATER ENTERPRISE	10,149,121	12,372,672	12,639,300	12,456,300	12,783,200

550 RECLAIMED WATER

41350 (000) Interest Income	34,449	35,251	34,500	31,050	31,050
41475 (000) Grants - Others	0	0	0	0	0
41495 (000) Other Agency Contribution	0	0	0	0	0
41588 (366) Water Sales - Reclaimed - Regular	945,186	1,020,833	1,058,400	1,050,000	1,060,500
TOTAL 550 RECLAIMED WATER	979,635	1,056,084	1,092,900	1,081,050	1,091,550

Enterprise Funds (Continued)

	2018-2019 ACTUAL	2019-2020 ACTUAL	2020-2021 BUDGET	2020-2021 ESTIMATED	2021-2022 FORECAST
570 ELECTRIC UTILITY FUND					
41350 (000) Interest Income	16,813	18,585	0	0	0
41425 (000) CARB-GHG Emission Reduction	0	0	0	0	0
41523 (000) Electric Sales for Resale	0	0	0	0	0
41525 (000) Electric Revenue - Regular	3,440,262	3,889,859	4,111,275	4,111,275	4,193,501
41526 (000) Electric Revenue - City	1,182,322	1,185,919	1,332,500	1,332,500	1,332,500
41531 (368) Gas / Fuel Sales	0	0	0	0	0
41645 (000) Rebates	0	0	0	0	0
41690 (000) Miscellaneous Revenue	4,577	2,039	1,500	1,500	1,500
41699 (000) CRA Loan Repayment	0	0	0	0	0
Total 570 Electric Utility Fund	4,643,974	5,096,402	5,445,275	5,445,275	5,527,501
ENTERPRISE FUNDS TOTAL	15,843,043	18,606,052	19,271,150	19,073,375	19,497,991

Internal Service Funds

	2018-2019 ACTUAL	2019-2020 ACTUAL	2020-2021 BUDGET	2020-2021 ESTIMATED	2021-2022 FORECAST
620 EQUIPMENT REPLACEMENT FUND					
41350 (000) Interest Income	183,292	167,089	156,400	140,800	140,800
41370 (551) Rent - Property	0	0	0	0	0
41660 (000) Sale of Surplus Property	0	0	0	0	0
41690 (000) Miscellaneous Revenue	0	0	0	0	0
Total 620 Equipment Replacement Fund	183,292	167,089	156,400	140,800	140,800
INTERNAL SERVICE FUNDS TOTAL	183,292	167,089	156,400	140,800	140,800
TOTAL CITY OF CERRITOS	99,525,206	97,988,060	101,403,278	101,566,300	113,861,146

(This page is intentionally left blank)

City of Cerritos
Financial Program: 2021-2022
Expenditures Summary

EXPENDITURE BUDGET SUMMARY

BY YEAR

CITY DEPARTMENTS	2018-2019	2019-2020	2020-2021	2020-2021	2021-2022	2021-2022
	ACTUAL	ACTUAL	BUDGET	ESTIMATED	PROPOSED	APPROVED
Legislative & Administrative	2,288,564	2,780,510	2,489,040	2,824,760	3,330,557	3,330,557
Community Development	5,936,848	5,697,127	7,002,790	6,004,627	7,092,398	7,092,398
Public Works / Water & Power	31,265,472	33,186,663	33,657,175	34,309,974	36,215,532	36,215,532
Community & Safety Services	24,781,880	25,237,167	26,270,868	24,274,043	26,093,122	26,065,622
Administrative Services	15,012,189	15,387,202	16,497,216	13,883,254	17,043,412	16,892,412
Theater	7,309,321	6,932,307	4,549,631	2,194,993	4,869,450	4,869,450
Labor Contingency					—	
TOTAL CITY DEPARTMENTS	86,594,274	89,220,976	90,466,720	83,491,651	94,644,471	94,465,971
CAPITAL IMPROVEMENT PROGRAM (CIP)						
All Projects	3,196,440	6,839,375	14,332,873	20,285,272	18,243,780	18,243,780
TOTAL CIP	3,196,440	6,839,375	14,332,873	20,285,272	18,243,780	18,243,780
TOTAL EXPENDITURES	89,790,714	96,060,351	104,799,593	103,776,923	112,888,251	112,709,751

EXPENDITURE BUDGET SUMMARY

BY CLASSIFICATION FOR FY 2021-2022

CITY DEPARTMENTS	PERSONNEL	OPERATIONS AND MAINTENANCE	CAPITAL OUTLAY	TOTAL EXPENDITURES
Legislative & Administrative	2,254,777	1,075,780	—	3,330,557
Community Development	3,098,448	3,638,950	355,000	7,092,398
Public Works / Water & Power	12,611,702	23,356,890	246,940	36,215,532
Community & Safety Services	7,438,002	18,586,620	41,000	26,065,622
Administrative Services	9,627,502	6,268,860	996,050	16,892,412
Theater	2,807,510	2,058,440	3,500	4,869,450
Labor Contingency	—			—
TOTAL CITY DEPARTMENTS	37,837,941	54,985,540	1,642,490	94,465,971
CAPITAL IMPROVEMENT PROGRAM (CIP)				
Parks and Open Space			1,327,500	1,327,500
Government Buildings			3,642,000	3,642,000
Streets and Highways			4,118,480	4,118,480
Traffic Signals			100,000	100,000
Water Improvements			4,545,800	4,545,800
Sewer Improvements			100,000	100,000
Other Projects			4,410,000	4,410,000
TOTAL CIP			18,243,780	18,243,780
TOTAL EXPENDITURES	37,837,941	54,985,540	19,886,270	112,709,751

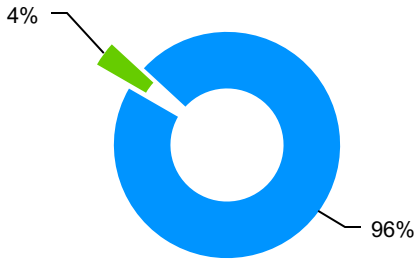
(This page is intentionally left blank)

City of Cerritos
Financial Program: 2021-2022
Departmental Activity & Expenditures Budget

(This page is intentionally left blank)

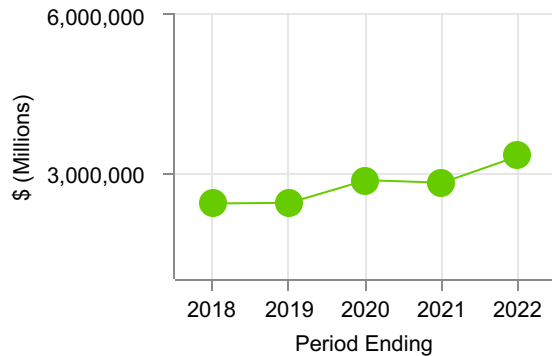
**LEGISLATIVE
AND
ADMINISTRATIVE**

Percent of Operating Budget



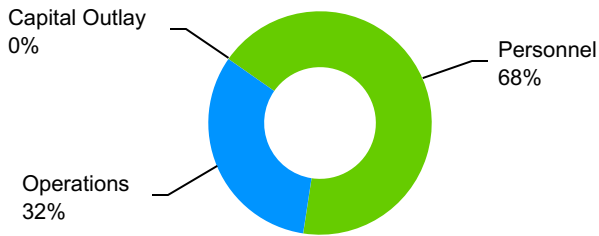
■ Legislative & Administrative
■ Other Departments

Budget History

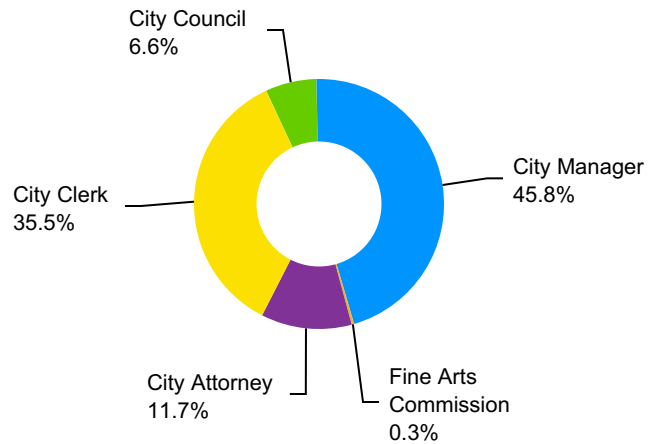


● Budget

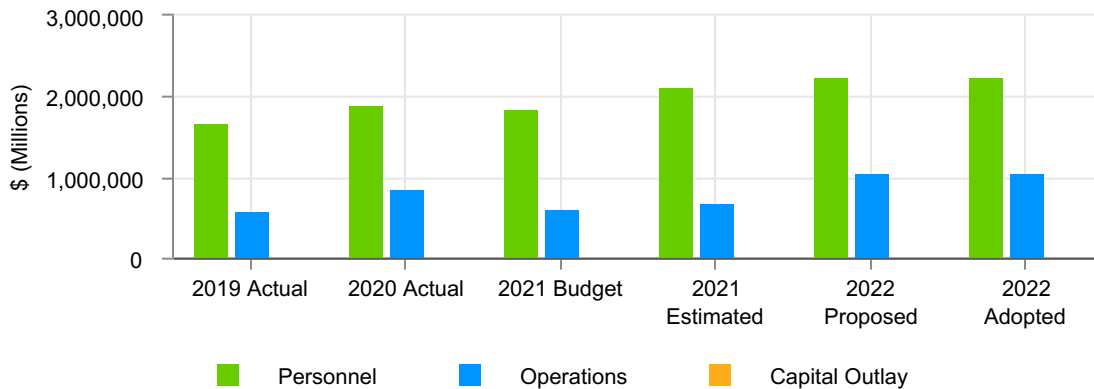
Department Budget Composition



Division Composition



Activity Summary



DEPARTMENTAL ACTIVITY OVERVIEW

DEPARTMENT: Legislative and Admin
ACTIVITY: City Council
CODE: 111

ACTIVITY SUMMARY

CLASSIFICATION	2018-2019 ACTUAL	2019-2020 ACTUAL	2020-2021 BUDGET	2020-2021 ESTIMATED	2021-2022 PROPOSED	2021-2022 APPROVED
Personnel Expense	163,756	192,321	158,153	158,153	169,720	169,720
Operations and Maintenance	106,964	105,823	125,700	103,600	50,750	50,750
Capital Outlay	0	0	0	0	0	0
TOTAL BUDGET	270,720	298,144	283,853	261,753	220,470	220,470

OVERVIEW COMMENTARY

As defined in Article IV of the City Charter, the City Council is composed of five members elected at large by the citizens of Cerritos to serve for four-year overlapping terms. As the City's policy making legislative body, the City Council is responsible to the residents of Cerritos for the implementation of all programs and services provided by the City. Annually, the City Council reorganizes, choosing one of its members to serve as Mayor and one of its members to serve as Mayor Pro Tem, both terms commencing in April and continuing for one year.

The City Council acts upon all legislative matters concerning the City by approving and adopting all ordinances, resolutions, contracts and other matters requiring overall policy decisions and leadership. The Council appoints the City Manager, the City Attorney and the City Clerk / City Treasurer as well as the various commissions, boards and citizen advisory committees which ensure broad-based citizen input into the affairs of the City.

In reaching policy decisions, the City Council reviews proposals designed to meet community needs and sustain demanded service levels, initiates new programs to upgrade existing services, determines the ability of the City to provide financing for the proposed budget as submitted by the City Manager and oversees the expenditure of all City funds throughout the fiscal year.

Regular City Council meetings are held in the Cerritos City Council Chambers on the second and fourth Thursday of each month. In addition, following public notice, the Council may hold special meetings as may from time to time be appropriate.

DEPARTMENTAL ACTIVITY DETAIL

ACTIVITY COMMENTARY

DEPARTMENT: Legislative and Admin
ACTIVITY: City Council
CODE: 111

ACTIVITY OBJECTIVES

1. To provide overall legislative policy guidance and direction in the development of programs and services for the City.
2. To ensure that all municipal services are effectively delivered in the most efficient and economic manner possible.
3. To represent the needs, desires and demands of the citizens of Cerritos to the local, county, state and federal representatives.
4. To consider implementation of both short-term and long-range programs to guide the growth and development of the City physically, culturally, socially and economically.

SIGNIFICANT ACTIVITY PROGRAM CHANGES

CHANGES

Decrease in Dues & Publications due to the transfer of dues to the Office of the City Manager to reflect City wide representation in professional organizations (53020).	-\$57,950
Decrease in Electronic Information equipment purchased in previous fiscal year (61170).	-\$18,000

DEPARTMENTAL ACTIVITY DETAIL

ACTIVITY EXPENDITURES

DEPARTMENT: Legislative and Admin

ACTIVITY: City Council

CODE: 111

	2018-2019 ACTUAL	2019-2020 ACTUAL	2020-2021 BUDGET	2020-2021 ESTIMATED	2021-2022 PROPOSED	2021-2022 APPROVED
PERSONNEL EXPENSE						
51010 Regular Earnings	68,244	68,296	68,300	68,300	68,300	68,300
52400 Employee Benefits	95,512	124,025	89,853	89,853	101,420	101,420
TOTAL PERSONNEL EXPENSE	163,756	192,321	158,153	158,153	169,720	169,720
OPERATIONS AND MAINTENANCE						
53010 Auto Allowance	24,000	18,000	24,000	24,000	24,000	24,000
53020 Dues and Publications	56,702	57,731	57,950	57,950	0	0
53080 Travel and Meeting	18,916	17,548	20,000	5,000	20,000	20,000
61170 Electronic Information	0	0	18,000	13,500	0	0
63410 Program Expenses and Supplies	5,129	10,940	2,500	500	2,500	2,500
63520 Special Supplies	2,218	1,603	1,250	650	1,250	1,250
67060 Cellular Phone	0	0	2,000	2,000	3,000	3,000
TOTAL OPERATIONS AND MAINTENANCE	106,965	105,822	125,700	103,600	50,750	50,750
CAPITAL OUTLAY						
79050 Furniture Fixtures and Office	0	0	0	0	0	0
TOTAL CAPITAL OUTLAY	0	0	0	0	0	0
ACTIVITY TOTAL	270,721	298,143	283,853	261,753	220,470	220,470

(This page is intentionally left blank)

DEPARTMENTAL ACTIVITY OVERVIEW

DEPARTMENT: Legislative and Admin

ACTIVITY: City Manager

CODE: 121

ACTIVITY OVERVIEW

CLASSIFICATION	2018-2019	2019-2020	2020-2021	2020-2021	2021-2022	2021-2022
	ACTUAL	ACTUAL	BUDGET	ESTIMATED	PROPOSED	APPROVED
Personnel Expense	867,742	929,992	870,270	1,219,470	1,375,090	1,375,090
Operations and Maintenance	93,072	89,476	68,330	87,730	150,230	150,230
Capital Outlay	0	0	0	0	0	0
TOTAL BUDGET	960,814	1,019,468	938,600	1,307,200	1,525,320	1,525,320

OVERVIEW COMMENTARY

Pursuant to Article V of the City Charter, the City Manager serves as the City's chief administrative officer and is responsible for planning, organizing and directing the municipal activities with the exception of those activities specifically exempt by the Charter. This office prepares and submits the annual budget to the City Council and advises the Council on the financial conditions and needs of the City. The City Manager makes recommendations to the Council on the affairs of the City and ensures that all applicable ordinances and state laws are enforced. The City Manager attends all Council meetings and advises the Council on legislative and policy matters.

DEPARTMENTAL ACTIVITY DETAIL

ACTIVITY COMMENTARY

DEPARTMENT: Legislative and Admin

ACTIVITY: City Manager

CODE: 121

ACTIVITY OBJECTIVES

1. To assist the City Council in its development of policy to address the needs and issues of the community by providing project costs and benefits for alternative policy decisions.
2. To encourage improvement and innovation in the quality, efficiency, delivery and effectiveness of municipal services.
3. To provide overall direction for the implementation of City Council policy through the centralization of authority and responsibility.
4. To keep the City Council apprised of pending state and federal legislation to enable effective input to elected representatives of Cerritos.
5. To keep the City Council fully informed of all aspects of municipal affairs and operations.

SIGNIFICANT ACTIVITY PROGRAM CHANGES

CHANGES

Increase in Dues and Publications to reflect the transfer of expense from the City Council budget to reflect City wide representation in professional organizations (53020).	+\$60,000
Increase in meeting expense to accommodate increased staff support at meetings (53080).	+\$7,000
Program expense and supplies to reflect increased costs (63410).	+\$5,500

DEPARTMENTAL ACTIVITY DETAIL

ACTIVITY EXPENDITURES

DEPARTMENT: Legislative and Admin

ACTIVITY: City Manager

CODE: 121

	2018-2019 ACTUAL	2019-2020 ACTUAL	2020-2021 BUDGET	2020-2021 ESTIMATED	2021-2022 PROPOSED	2021-2022 APPROVED
PERSONNEL EXPENSE						
51010 Regular Earnings	446,725	456,333	450,400	606,100	647,910	647,910
51021 Overtime	731	1,315	1,000	1,000	1,000	1,000
52010 Regular Earnings - Part Time	0	0	0	0	0	0
52015 Special Project Earnings - Part Time	37,965	39,317	0	39,400	39,400	39,400
52400 Employee Benefits	382,321	433,028	418,870	572,970	686,780	686,780
TOTAL PERSONNEL	867,742	929,993	870,270	1,219,470	1,375,090	1,375,090
OPERATIONS AND MAINTENANCE						
53010 Auto Allowance	13,800	13,800	13,800	17,400	18,600	18,600
53020 Dues and Publications	0	0	350	350	60,350	60,350
53070 Reimbursed Mileage	0	0	150	50	150	150
53080 Travel and Meeting	817	744	1,000	8,000	8,000	8,000
61130 Delivery Service	0	0	100	100	100	100
61430 Professional Services	48,322	56,134	50,130	50,130	50,130	50,130
61580 Temporary Help	21,249	11,550	0	0	0	0
63410 Program Expenses and Supplies	7,064	5,261	0	5,000	5,500	5,500
63520 Special Supplies	794	550	1,000	2,500	5,000	5,000
67060 Cellular Phone	1,026	1,437	1,800	4,200	2,400	2,400
TOTAL OPERATIONS AND MAINTENANCE	93,072	89,476	68,330	87,730	150,230	150,230
CAPITAL OUTLAY						
79050 Furniture Fixtures and Office	0	0	0	0	0	0
79070 Machinery and Equipment	0	0	0	0	0	0
TOTAL CAPITAL OUTLAY	0	0	0	0	0	0
ACTIVITY TOTAL	960,814	1,019,469	938,600	1,307,200	1,525,320	1,525,320

(This page is intentionally left blank)

DEPARTMENTAL ACTIVITY OVERVIEW

DEPARTMENT: Legislative and Admin
ACTIVITY: Fine Arts and Historical Commission
CODE: 123

ACTIVITY OVERVIEW

CLASSIFICATION	2018-2019 ACTUAL	2019-2020 ACTUAL	2020-2021 BUDGET	2020-2021 ESTIMATED	2021-2022 PROPOSED	2021-2022 APPROVED
Personnel Expense	4,037	4,306	6,480	0	6,480	6,480
Operations and Maintenance	2,162	240	4,000	0	4,000	4,000
Capital Outlay	0	0	0	0	0	0
TOTAL BUDGET	6,199	4,546	10,480	0	10,480	10,480

OVERVIEW COMMENTARY

The City Council adopted Resolution 2001-44 which provided for the organization and duties of the Fine Arts and Historical Commission. It is a five member Commission appointed by the Mayor and City Council to serve two-year terms.

The Commission is advisory to the City Council on matters of:

1. Administration of the Public Art Program relative to the selection, acquisition and placement of public art.
2. Programming and activities to enhance the artistic, historic and cultural experiences for the community.

DEPARTMENTAL ACTIVITY DETAIL

ACTIVITY COMMENTARY

DEPARTMENT: Legislative and Admin
ACTIVITY: Fine Arts and Historical Commission
CODE: 123

ACTIVITY DESCRIPTION

1. To act in an advisory capacity to the City Council in matters pertaining to the acquisition and placement of public artwork throughout the community.
2. To promote and stimulate community interest and support in public art and cultural programs for the City.

SIGNIFICANT ACTIVITY PROGRAM CHANGES

CHANGES

No significant activity program changes.

DEPARTMENTAL ACTIVITY DETAIL

ACTIVITY EXPENDITURES

DEPARTMENT: Legislative and Admin
ACTIVITY: Fine Arts and Historical Commission
CODE: 123

		2018-2019	2019-2020	2020-2021	2020-2021	2021-2022	2021-2022
		ACTUAL	ACTUAL	BUDGET	ESTIMATED	PROPOSED	APPROVED
PERSONNEL EXPENSE							
52010	Regular Earnings - Part Time	3,750	4,000	6,000	0	6,000	6,000
52400	Employee Benefits	287	306	480	0	480	480
	TOTAL PERSONNEL	4,037	4,306	6,480	0	6,480	6,480
OPERATIONS AND MAINTENANCE							
53020	Dues and Publications	75	0	500	0	500	500
53080	Travel and Meeting	895	90	2,000	0	2,000	2,000
61430	Professional Services	938	150	1,200	0	1,200	1,200
63520	Special Supplies	255	0	300	0	300	300
	TOTAL OPERATIONS AND MAINTENANCE	2,163	240	4,000	0	4,000	4,000
TOTAL CAPITAL OUTLAY							
	ACTIVITY TOTAL	6,200	4,546	10,480	0	10,480	10,480

(This page is intentionally left blank)

DEPARTMENTAL ACTIVITY OVERVIEW

DEPARTMENT: Legislative and Admin

ACTIVITY: City Attorney

CODE: 131

ACTIVITY OVERVIEW

CLASSIFICATION	2018-2019 ACTUAL	2019-2020 ACTUAL	2020-2021 BUDGET	2020-2021 ESTIMATED	2021-2022 PROPOSED	2021-2022 APPROVED
Personnel Expense	123,802	212,211	208,660	137,350	0	0
Operations and Maintenance	245,097	296,189	191,300	262,310	391,200	391,200
Capital Outlay	0	0	0	0	0	0
TOTAL BUDGET	368,899	508,400	399,960	399,660	391,200	391,200

OVERVIEW COMMENTARY

As set forth in Article VI of the City Charter, the City Attorney is appointed by the City Council to serve as legal advisor to the City on all matters of law as these relate to the conduct of municipal affairs. The City Attorney advises the City Council, City Manager and all City officers, regularly attends City Council and Planning Commission meetings, reviews, approves or prepares ordinances and resolutions, and contracts, conducts legal negotiations, reviews legal documents for form and content, provides legal opinions and advice, and oversees actions and proceedings in which the City is a party.

DEPARTMENTAL ACTIVITY DETAIL

ACTIVITY COMMENTARY

DEPARTMENT: Legislative and Admin

ACTIVITY: City Attorney

CODE: 131

ACTIVITY OBJECTIVES

1. To provide legal support and advice to the City Council, Planning Commission, other Boards and City officials in the form of research and compilation of legal opinions as requested and required.
2. To defend the City's official actions.
3. To review, approve or prepare all legal documents prior to submittal to the City Council or Planning Commission for legal completeness and content.
4. To review and enforce compliance, where applicable, with the provisions of the municipal code.
5. To inform the City Council, Planning Commission and staff of the legislative and other legal developments which may have an effect on the administration and operations of the City.
6. To oversee actions or proceedings in courts of competent jurisdiction on all legal matters in which the City is a party.

SIGNIFICANT ACTIVITY PROGRAM CHANGES

CHANGES

Increase in Legal Services to reflect the need for additional contract legal services due to retirement of the former City Attorney on staff (61310).	+\$149,900
Increase in Special Counsel services due to the retirement of the City Attorney (61315).	+\$50,000

DEPARTMENTAL ACTIVITY DETAIL

ACTIVITY EXPENDITURES

DEPARTMENT: Legislative and Admin
ACTIVITY: City Attorney
CODE: 131

	2018-2019 ACTUAL	2019-2020 ACTUAL	2020-2021 BUDGET	2020-2021 ESTIMATED	2021-2022 PROPOSED	2021-2022 APPROVED
PERSONNEL EXPENSE						
51010 Regular Earnings	72,450	146,015	144,900	73,590	0	0
52400 Employee Benefits	51,352	66,196	63,760	63,760	0	0
TOTAL PERSONNEL	123,802	212,211	208,660	137,350	0	0
OPERATIONS AND MAINTENANCE						
53020 Dues and Publications	0	0	600	300	600	600
53080 Travel and Meeting	550	0	600	600	600	600
61310 Legal Services	229,685	192,107	150,100	221,410	300,000	300,000
61315 Legal Services - Special Counsel	14,862	104,082	40,000	40,000	90,000	90,000
TOTAL OPERATIONS AND MAINTENANCE	245,097	296,189	191,300	262,310	391,200	391,200
CAPITAL OUTLAY						
79050 Furniture Fixtures and Office	0	0	0	0	0	0
TOTAL CAPITAL OUTLAY	0	0	0	0	0	0
ACTIVITY TOTAL	368,899	508,400	399,960	399,660	391,200	391,200

(This page is intentionally left blank)

DEPARTMENTAL ACTIVITY OVERVIEW

DEPARTMENT: Legislative and Admin
ACTIVITY: City Clerk / City Treasurer
CODE: 141

ACTIVITY OVERVIEW

CLASSIFICATION	2018-2019 ACTUAL	2019-2020 ACTUAL	2020-2021 BUDGET	2020-2021 ESTIMATED	2021-2022 PROPOSED	2021-2022 APPROVED
Personnel Expense	526,695	576,697	624,047	624,047	703,487	703,487
Operations and Maintenance	155,237	373,254	232,100	232,100	479,600	479,600
Capital Outlay	0	0	0	0	0	0
TOTAL BUDGET	681,932	949,951	856,147	856,147	1,183,087	1,183,087

OVERVIEW COMMENTARY

Article VI of the City Charter and the statutes of the State of California prescribe the functions and duties of the Cerritos City Clerk / City Treasurer.

The City Clerk / City Treasurer is the local official for elections, local legislation, the California Public Records Act, the California Political Reform Act, and the Brown Act (open meeting laws). Before and after the City Council and other City legislative bodies take action, the City Clerk / City Treasurer ensures that the matters under consideration are in compliance with all federal, state and local statutes and regulations, ensures full transparency to the public, and affirms that all transactions are properly executed, recorded, and archived.

The Office of the City Clerk / City Treasurer is a service department upon which the City Council, all City departments, and the general public relies for timely and accurate information regarding the operations and legislative history of the City. The City Clerk / City Treasurer serves as the liaison between the public and City Council and provides various municipal services.

DEPARTMENTAL ACTIVITY DETAIL

ACTIVITY COMMENTARY

DEPARTMENT: Legislative and Admin
ACTIVITY: City Clerk / City Treasurer
CODE: 141

ACTIVITY OBJECTIVES

Legislative Administration/Clerk of the Council

The Office of the City Clerk / City Treasurer prepares the Agenda for the City's various legislative bodies, verifies that required legal notices have been posted, distributed and published, and transacts and preserves the physical and electronic documentation required to enact Council policies, including official meeting minutes. The City Clerk / City Treasurer administers official Oaths of Office and serves as the Secretary for the Cerritos City Council, Successor Agency to the Cerritos Redevelopment Agency, the Public Financing Authority, and the Cuesta Villas Housing Authority.

Municipal Secretary

The Office of the City Clerk / City Treasurer serves as the focal point for official communication with the City as a legal entity. The City Clerk / City Treasurer receives claims, summons, and subpoenas, officiates at public bid proceedings, processes official appeals, and receives/distributes other official correspondence directed at the municipal corporation. The Office of the City Clerk / City Treasurer serves as a Notary Public for official City business.

Custodian of Official Records/Records Manager

The Office of the City Clerk / City Treasurer oversees the preservation and protection of the public record, including all actions taken by the City Council and other City legislative bodies, and preserves documents in the required media formats for effective archiving and retrieval. The Office of the City Clerk / City Treasurer receives and processes all requests for information under the California Public Records Act and the Federal Freedom of Information Act, assures the codification of the City's adopted Ordinances, and is the custodian of the official City Seal.

Elections Official

The Office of the City Clerk / City Treasurer administers federal, state and local procedures through which local government representatives are selected and the public can exercise its initiative, referendum, and recall rights. The Office of the City Clerk / City Treasurer manages the election process from pre-planning, candidate nominations, semi-official and official canvass, certification of election results and filing of final campaign disclosure documents.

Political Reform Act Filing Officer

The Office of the City Clerk / City Treasurer is mandated by the California Political Reform Act to perform specified duties related to campaign disclosures and statements of economic interests. This includes facilitating, maintaining, and updating the City's Conflict of Interest Code, providing public access to statements, compliance with filing schedules, reviewing filed statements for errors and omissions, and coordinating with the State Fair Political Practices Commission. Additionally, the Office of the City Clerk / City Treasurer facilitates and tracks compliance of required ethics training under California statute AB 1234.

SIGNIFICANT ACTIVITY PROGRAM CHANGES

CHANGES

Increase in anticipated expenditures for Election Expense (61160).

+\$247,500

DEPARTMENTAL ACTIVITY DETAIL

ACTIVITY EXPENDITURES


DEPARTMENT: Legislative and Admin
ACTIVITY: City Clerk / City Treasurer
CODE: 141

	2018-2019 ACTUAL	2019-2020 ACTUAL	2020-2021 BUDGET	2020-2021 ESTIMATED	2021-2022 PROPOSED	2021-2022 APPROVED
PERSONNEL EXPENSE						
51010 Regular Earnings	286,449	295,475	308,050	308,050	308,050	308,050
51021 Overtime	591	4,875	7,947	7,947	7,947	7,947
52010 Regular Earnings - Part Time	95	5,831	0	0	33,000	33,000
52400 Employee Benefits	239,560	270,516	308,050	308,050	354,490	354,490
TOTAL PERSONNEL	526,695	576,697	624,047	624,047	703,487	703,487
OPERATIONS AND MAINTENANCE						
53010 Auto Allowance	4,800	4,800	4,800	4,800	4,800	4,800
53020 Dues and Publications	1,177	901	2,500	2,500	2,500	2,500
53070 Reimbursed Mileage	502	286	700	700	700	700
53080 Travel and Meeting	2,605	2,668	5,000	5,000	5,000	5,000
61080 Codification	1,755	1,410	4,000	4,000	4,000	4,000
61130 Delivery Service	0	161	500	500	500	500
61160 Election Expense	2,296	167,794	2,500	2,500	250,000	250,000
61320 Legal Advertising	57,635	57,735	40,000	40,000	40,000	40,000
61430 Professional Services	77,455	130,617	160,000	160,000	160,000	160,000
61460 Recordation Expense	808	181	1,500	1,500	1,500	1,500
61580 Temporary Help	0	0	0	0	0	0
63520 Special Supplies	5,603	6,102	10,000	10,000	10,000	10,000
67060 Cellular Phone	600	600	600	600	600	600
TOTAL OPERATIONS AND MAINTENANCE	155,236	373,255	232,100	232,100	479,600	479,600
CAPITAL OUTLAY						
79050 Furniture Fixtures and Office	0	0	0	0	0	0
79070 Machinery and Equipment	0	0	0	0	0	0
TOTAL CAPITAL OUTLAY		0	0	0	0	0
ACTIVITY TOTAL	681,931	949,952	856,147	856,147	1,183,087	1,183,087

(This page is intentionally left blank)

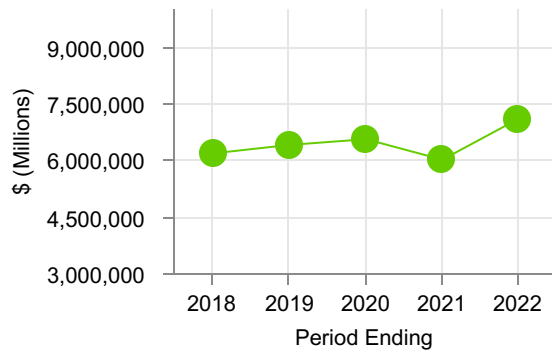
COMMUNITY DEVELOPMENT

Percent of Operating Budget



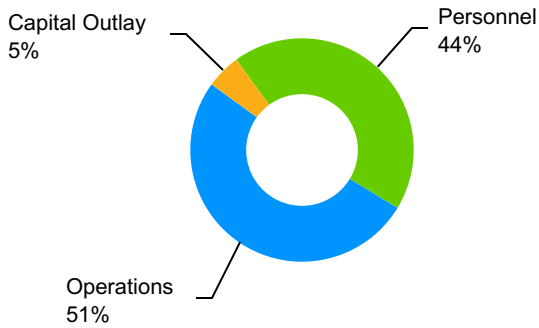
Community Development
Other Departments

Budget History

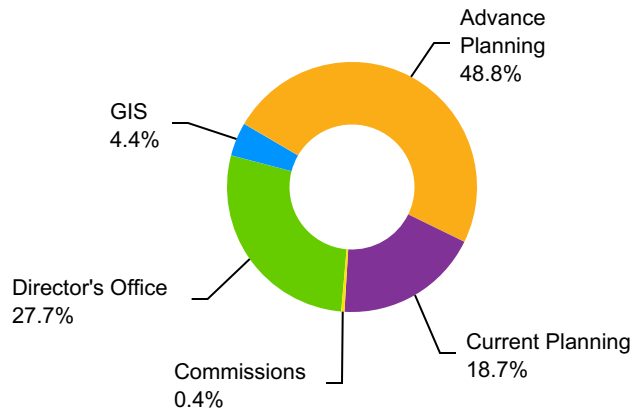


Budget

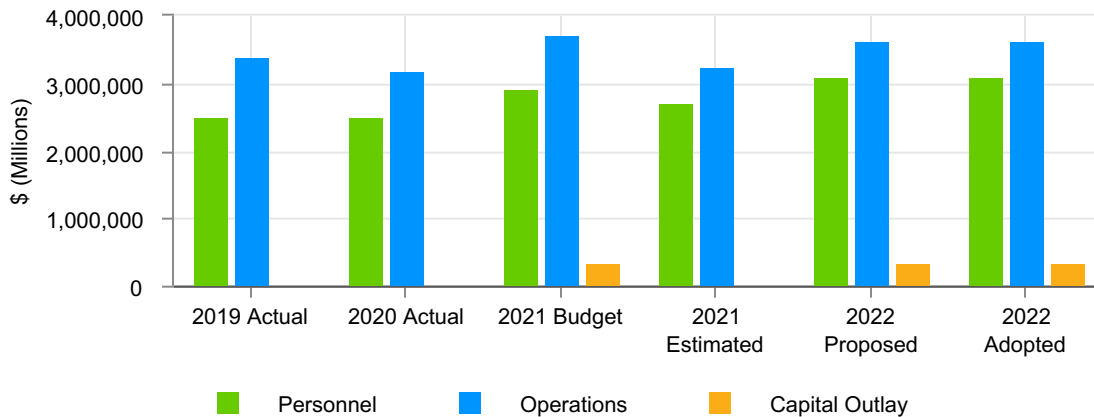
Department Budget Composition



Division Composition



Activity Summary



DEPARTMENTAL ACTIVITY OVERVIEW

DEPARTMENT: Community Development

CODE: 200

OVERVIEW COMMENTARY

The Department of Community Development is responsible for overseeing, administering, and implementing the City's planning, development, land use, business license, and building and safety programs. Organizationally, the Department incorporates the functions of several operating divisions which include the Office of the Director, the Advance Planning Team, the Current Planning Team, and Geographic Information Services (GIS).

Through the Department's Director, who is appointed by the City Manager to administer departmental operations, the Department of Community Development ensures that a sound and workable environmental protection program is designed and maintained for the City consistent with the high standards of environmental quality desired by, and for, the residents of Cerritos. In concert with the City Council and the Planning Commission, the staff of this Department is responsible for conducting an annual review of the City's General Plan so that Development Code Standards and Land Use Policies are continually updated based upon current planning principles and practices. Through this review process, the General Plan and Development Code provide for an orderly program of planning development within the City.

ACTIVITY SUMMARY

CLASSIFICATION	2018-2019 ACTUAL	2019-2020 ACTUAL	2020-2021 BUDGET	2020-2021 ESTIMATED	2021-2022 PROPOSED	2021-2022 APPROVED
Personnel Expense	2,520,278	2,510,812	2,918,590	2,732,427	3,098,448	3,098,448
Operations and Maintenance	3,416,570	3,186,314	3,729,200	3,267,200	3,638,950	3,638,950
Capital Outlay	0	0	355,000	5,000	355,000	355,000
TOTAL BUDGET	5,936,848	5,697,126	7,002,790	6,004,627	7,092,398	7,092,398

DEPARTMENTAL ACTIVITY DETAIL

ACTIVITY COMMENTARY

DEPARTMENT: Community Development
ACTIVITY: Office of the Director
CODE: 211

ACTIVITY DESCRIPTION

The Office of the Director is responsible for the overall supervision of the Department of Community Development, including the Advance Planning/Economic Development, Current Planning, GIS and Building and Safety Divisions. The Office of the Director provides the required leadership and administrative support necessary to ensure the effective operation of all Divisions within the Department using a coordinated, team-based approach to the implementation of public policy relative to municipal urban and regional planning. Working in concert with the City’s elected and appointed officials and under the direction of the City Manager, the Office of the Director is responsible for directing and managing the City’s municipal planning function and preparing detailed analysis and recommendations for consideration by the Planning Commission and City Council/Successor Agency to ensure economic development through high-quality, environmentally responsible development throughout the City.

ACTIVITY OBJECTIVES

1. To provide administrative support, assistance and direction relative to Planning Commission agenda and report preparation, public hearing posting and mailing, material acquisition, budget control and special research projects.
2. To develop and maintain mechanisms whereby citizen input influences and directs planning policies within the community.
3. To oversee and monitor the ongoing development and maintenance of the Cerritos Auto Square, administer related contracts, and provide staff support to the City Council.
4. To oversee and monitor the development and construction process for all areas in the City.
5. Streamline and facilitate all phases of the development process for applicants.

ACTIVITY WORKLOAD STATISTICS	2019-2020 ACTUAL	2020-2021 ESTIMATED	2021-2022 FORECASTED
Building permits issued	1,886	1,900	2,000
Building permits valuation	\$50,597,331	\$40,950,000	\$41,000,000
Planning Commission agenda items	27	15	25

SIGNIFICANT ACTIVITY PROGRAM CHANGES

Reduction in Special Studies due to the anticipated completion of the State-mandated 2021-2029 Housing Element Update during FY 2021-2022, to be paid for and funded by restricted housing funds Low and Moderate-Income Housing Asset Funds and/or LEAP grant funding (61520)).

CHANGES

\$-75,000

DEPARTMENTAL ACTIVITY DETAIL

ACTIVITY EXPENDITURES

DEPARTMENT: Community Development

ACTIVITY: Office of the Director

CODE: 211

	2018-2019 ACTUAL	2019-2020 ACTUAL	2020-2021 BUDGET	2020-2021 ESTIMATED	2021-2022 PROPOSED	2021-2022 APPROVED
PERSONNEL EXPENSE						
51010 Regular Earnings	317,766	201,002	403,643	359,843	360,036	360,036
51021 Overtime	0	0	0	0	0	0
52010 Regular Earnings - Part Time	0	0	0	0	0	0
52021 Overtime Earnings - Part Time	0	0	0	0	0	0
52400 Employee Benefits	279,979	199,964	399,607	356,307	403,240	403,240
TOTAL PERSONNEL	597,745	400,966	803,250	716,150	763,276	763,276
OPERATIONS AND MAINTENANCE						
53010 Auto Allowance	3,600	0	4,800	3,600	4,800	4,800
53020 Dues and Publications	1,117	1,481	2,200	2,200	2,200	2,200
53070 Reimbursed Mileage	238	302	400	100	400	400
53080 Travel and Meeting	491	376	1,000	300	1,000	1,000
61120 County Building and Safety Services	1,054,190	943,531	1,100,000	700,000	1,100,000	1,100,000
61131 Document Storage	0	0	0	0	0	0
61430 Professional Services	9,565	5,674	7,000	10,000	10,000	10,000
61520 Special Studies	0	0	150,000	150,000	75,000	75,000
61580 Temporary Help	4,498	4,719	0	0	0	0
63250 Office Supplies	1,477	1,429	1,500	1,500	1,500	1,500
63520 Special Supplies	0	0	0	0	0	0
67060 Cellular Phone	850	600	1,200	1,200	1,200	1,200
69950 Non-Cap Expenditures - FF&E	1,857	2,072	0	0	0	0
TOTAL OPERATIONS AND MAINTENANCE	1,077,883	960,184	1,268,100	868,900	1,196,100	1,196,100
CAPITAL OUTLAY						
79050 Furniture Fixtures and Office	0	0	5,000	5,000	5,000	5,000
79070 Machinery and Equipment	0	0	0	0	0	0
TOTAL CAPITAL OUTLAY	0	0	5,000	5,000	5,000	5,000
ACTIVITY TOTAL	1,675,628	1,361,150	2,076,350	1,590,050	1,964,376	1,964,376

DEPARTMENTAL ACTIVITY DETAIL

ACTIVITY COMMENTARY

DEPARTMENT: Community Development
ACTIVITY: Geographic Information Services
CODE: 212

ACTIVITY DESCRIPTION

1. Provide a high level of comprehensive GIS services to all City departments, Councils and Commissions, and ultimately, the public.
2. Oversee the continued development and implementation of the Cerritos Enterprise GIS System through the conversion of new and existing data into electronic geo-coded format and the development of appropriate GIS application software.
3. Provide professional assistance and cartographic services to all Cerritos GIS users and maximize the benefits, cost savings, and increased operational efficiencies of GIS within the City's work environment.
4. Coordinate the use of outside GIS services including system design, maintenance and conversion consultants.
5. Provide technical knowledge, implementation support and project management services to all City departments utilizing the Cerritos GIS system, with special emphasis on Community Development, Public Works and Community & Safety Services.

SIGNIFICANT ACTIVITY PROGRAM CHANGES

CHANGES

No significant activity program changes.

DEPARTMENTAL ACTIVITY DETAIL

ACTIVITY EXPENDITURES

DEPARTMENT: Community Development
ACTIVITY: Geographic Information Services
CODE: 212

	2018-2019 ACTUAL	2019-2020 ACTUAL	2020-2021 BUDGET	2020-2021 ESTIMATED	2021-2022 PROPOSED	2021-2022 APPROVED
PERSONNEL EXPENSE						
51010 Regular Earnings	95,863	99,725	98,964	98,964	132,336	132,336
52010 Regular Earnings - Part Time	3,783	0	0	0	0	0
52400 Employee Benefits	91,152	104,154	98,964	98,964	149,540	149,540
TOTAL PERSONNEL	190,798	203,879	197,928	197,928	281,876	281,876
OPERATIONS AND MAINTENANCE						
53070 Reimbursed Mileage	0	0	0	0	0	0
61170 Electronic Information	42,865	17,299	25,000	23,000	25,000	25,000
61430 Professional Services	0	0	1,000	500	1,000	1,000
63110 Computer Supplies	0	1,176	1,500	1,500	1,500	1,500
TOTAL OPERATIONS AND MAINTENANCE	42,865	18,475	27,500	25,000	27,500	27,500
CAPITAL OUTLAY						
79050 Furniture Fixtures and Office	0	0	0	0	0	0
TOTAL CAPITAL OUTLAY	0	0	0	0	0	0
ACTIVITY TOTAL	233,663	222,354	225,428	222,928	309,376	309,376

DEPARTMENTAL ACTIVITY DETAIL

ACTIVITY COMMENTARY

DEPARTMENT: Community Development
ACTIVITY: Advance Planning
CODE: 221

ACTIVITY DESCRIPTION

The Advance Planning/Economic Development Division is responsible for maintaining the City's General Plan, Development Code and Economic Development Strategic Plan, and for using these documents as a guideline for the development of programs which will meet the community's future needs. Preparation of environmental impact studies for proposed land use changes are conducted by the Advance Planning Team. The Advance Planning/Economic Development Division prepares special studies which address land use, economic, transportation, and other community related issues and concerns. The development and implementation of housing programs is conducted by the Advance Planning Team. Advance Planning is responsible for maintaining and updating the demographic and statistical data base for the City. The Advance Planning/Economic Development Division is responsible for the administration of public transportation programs, such as Dial-A-Ride and fixed-route transit, and the implementation of those programs. Advance Planning makes recommendations and prepares legislation aimed at alleviating and/or preventing future land use problems.

ACTIVITY OBJECTIVES

1. Review and update the City's General Plan, Development Code and Development Map.
2. Preparation and implementation of the City's Affordable Housing Program.
3. Facilitate the implementation of the Economic Development Strategic Plan.
4. Monitor legislation and programs at the local, regional, state and federal levels in order to determine their impact on the City's planning program and to make recommendations as to their adoption and implementation.
5. Prepare an analysis and inventory of residential, retail, commercial and industrial uses.
6. Identify and analyze community public transit needs and administrate Proposition "A" and Proposition "C" funded projects.
7. Manage the Cerritos Dial-A-Ride and Cerritos On Wheels (COW) fixed-route transit programs.
8. Prepare and maintain a computerized demographic data base and statistical profile.
9. Manage and coordinate the lease of City-owned properties.
10. Coordinate special projects between department divisions and other City department staff.

ACTIVITY WORKLOAD STATISTICS	2019-2020	2020-2021	2021-2022
	ACTUAL	ESTIMATED	FORECASTED
Fixed-Route Transit Ridership (COW)	78,852	15,000	25,000
Dial-A-Ride Ridership	21,505	10,000	15,000

SIGNIFICANT ACTIVITY PROGRAM CHANGES

	CHANGES
Reduction in Transit Programs/Proposition "C" expenditures to reflect actual anticipated expenditures, as approved by Metro. Said funds are restricted funds required to be used to support public transportation programs (63412).	-\$33,250
Increase in ground rent paid to Southern California Edison for use of existing easements to support Cerritos Auto Square surplus vehicle inventory parking. This is a pass-through expense that is wholly paid for by participating Cerritos Auto Square dealers and recouped by the City (65132).	+\$15,000

DEPARTMENTAL ACTIVITY DETAIL

ACTIVITY EXPENDITURES

DEPARTMENT: Community Development
ACTIVITY: Advance Planning
CODE: 221

	2018-2019 ACTUAL	2019-2020 ACTUAL	2020-2021 BUDGET	2020-2021 ESTIMATED	2021-2022 PROPOSED	2021-2022 APPROVED
PERSONNEL EXPENSE						
51010 Regular Earnings	282,782	320,143	324,222	324,222	327,076	327,076
52400 Employee Benefits	273,987	327,779	337,191	337,191	385,950	385,950
TOTAL PERSONNEL	556,769	647,922	661,413	661,413	713,026	713,026
OPERATIONS AND MAINTENANCE						
53010 Auto Allowance	3,600	3,600	3,600	3,600	3,600	3,600
53070 Reimbursed Mileage	160	230	400	100	400	400
61325 Housing Services Program	0	15,788	10,000	5,000	10,000	10,000
61430 Professional Services	0	17,008	0	0	0	0
63409 Transit Programs / Prop. "A"	1,641,171	1,611,160	1,000,000	1,000,000	1,000,000	1,000,000
63411 Community Programs	0	0	7,000	200	7,000	7,000
63412 Transit Programs / Prop. "C"	132,468	30,000	833,250	800,000	800,000	800,000
63413 Trip Reduction Program - AQMD	30,485	33,355	55,000	55,000	55,000	55,000
65132 Rent Building and Grounds	468,023	482,063	505,000	500,000	520,000	520,000
67060 Cellular Phone	600	600	600	600	600	600
TOTAL OPERATIONS AND MAINTENANCE	2,276,507	2,193,804	2,414,850	2,364,500	2,396,600	2,396,600
CAPITAL OUTLAY						
79010 Land	0	0	0	0	0	0
79050 Furniture Fixtures and Office	0	0	0	0	0	0
79060 Motor Vehicles ⁹	0	0	350,000	0	350,000	350,000
TOTAL CAPITAL OUTLAY	0	0	350,000	0	350,000	350,000
ACTIVITY TOTAL	2,833,276	2,841,726	3,426,263	3,025,913	3,459,626	3,459,626

⁹ See [Property Control](#) for Motor Vehicle details.

DEPARTMENTAL ACTIVITY DETAIL

ACTIVITY COMMENTARY

DEPARTMENT: Community Development

ACTIVITY: Current Planning

CODE: 231

ACTIVITY DESCRIPTION

Current Planning is responsible for administration of the Cerritos Municipal Code as it relates to development plans, subdivisions, tract and parcel maps, zone changes, conditional use permits, business licenses, and variances. The Division confers with and provides advice to architects, builders, contractors, engineers and the general public concerning the City's development policies and standards. The Division functions as project managers for major modifications including conceptual design review, report writing, Power Point preparation and presentation to the Planning Commission and City Council. The Division analyzes proposed development and ensures compliance with the City's zoning ordinance and General Plan. Responsibilities also include evaluating environmental impacts on proposed projects and preparation of California Environmental Quality Act (CEQA) documentation. Current Planning furnishes information regarding zoning and land use to public and private sectors as well as reviews and approves applications for all minor development modifications. Business License staff in the Current Planning Division is responsible for the collection of business license revenues, the intake and processing of new business license applications, and the annual renewal of existing licenses for Cerritos-based businesses, as well as contractors and service providers doing work in Cerritos. Business License staff also coordinates among City departments for the processing of film permit applications for commercial filming at City facilities.

ACTIVITY OBJECTIVES

1. To ensure that development in the community produces the maximum benefit to the City of Cerritos and its citizens.
2. To ensure that industrial and commercial uses and related developments will enhance the environmental quality and provide a stable economic base for the community.
3. Provide informed and helpful service to the residential and business communities, developers, associated City departments and other public agencies.
4. Improve data availability, administrative processes and record keeping through increased use of computer based systems.
5. Maintain an effective reciprocal feedback system between Advance Planning/Economic Development, Building & Safety and Current Planning divisions as well as other City departments.

ACTIVITY WORKLOAD STATISTICS	2019-2020 ACTUAL	2020-2021 ESTIMATED	2021-2022 FORECASTED
Precise Plans	14	3	14
Conditional Use Permits	0	1	2
Administrative Approvals	2,603	2,830	3,000
Business Licenses Issued			
Local	246	240	280
Out of town	635	675	700
Renewals	3,034	3,150	3,200

SIGNIFICANT ACTIVITY PROGRAM CHANGES

CHANGES

No significant activity program changes.

DEPARTMENTAL ACTIVITY DETAIL

ACTIVITY EXPENDITURES

DEPARTMENT: Community Development

ACTIVITY: Current Planning

CODE: 231

	2018-2019 ACTUAL	2019-2020 ACTUAL	2020-2021 BUDGET	2020-2021 ESTIMATED	2021-2022 PROPOSED	2021-2022 APPROVED
PERSONNEL EXPENSE						
51010 Regular Earnings	588,442	609,083	598,464	512,361	598,464	598,464
52010 Regular Earnings - Part Time	25,618	23,538	21,677	21,677	22,336	22,336
52400 Employee Benefits	534,840	603,703	616,418	616,418	700,030	700,030
TOTAL PERSONNEL	1,148,900	1,236,324	1,236,559	1,150,456	1,320,830	1,320,830
OPERATIONS AND MAINTENANCE						
53010 Auto Allowance	3,600	3,600	3,600	900	3,600	3,600
53020 Dues and Publications	0	0	0	0	0	0
53070 Reimbursed Mileage	879	324	1,000	200	1,000	1,000
61430 Professional Services	0	0	0	0	0	0
61520 Special Studies	0	0	0	0	0	0
63410 Program Expenses and Supplies	1,222	1,779	2,500	2,500	2,500	2,500
63520 Special Supplies	97	185	500	500	500	500
67060 Cellular Phone	1,200	1,200	1,200	750	1,200	1,200
TOTAL OPERATIONS AND MAINTENANCE	6,998	7,088	8,800	4,850	8,800	8,800
CAPITAL OUTLAY						
79050 Furniture Fixtures and Office	0	0	0	0	0	0
79070 Machinery and Equipment	0	0	0	0	0	0
TOTAL CAPITAL OUTLAY	0	0	0	0	0	0
ACTIVITY TOTAL	1,155,898	1,243,412	1,245,359	1,155,306	1,329,630	1,329,630

PLANNING COMMISSION

DEPARTMENTAL ACTIVITY OVERVIEW

DEPARTMENT: Community Development
ACTIVITY: Planning Commission
CODE: 251

OVERVIEW COMMENTARY

The powers, duties and responsibilities of the Planning Commission are set forth in Article VII of the City Charter, in Ordinance No. 175, and in the laws of the State of California. The Planning Commission consists of five members, appointed by the Mayor and City Council, to serve two-year, overlapping terms of office.

The Planning Commission sits as an advisory body to the City Council in establishing policies governing the growth and development of the City. The Commission is empowered to, and must, review all zoning applications and precise plans for development, conduct public hearings, and make final determinations on these in the form of recommendations to the City Council. The Planning Commission conducts public hearings and makes recommendations to the City Council on matters such as adoption of the City's General Plan, changes in the City's Development Code and Development Standards, Environmental Impact Reports, Subdivision and Parcel Map applications, Conditional Use Permits and various other types of development applications.

ACTIVITY SUMMARY

CLASSIFICATION	2018-2019 ACTUAL	2019-2020 ACTUAL	2020-2021 BUDGET	2020-2021 ESTIMATED	2021-2022 PROPOSED	2021-2022 APPROVED
Personnel Expense	19,607	16,339	19,440	6,480	19,440	19,440
Operations and Maintenance	6,695	5,559	9,950	3,950	9,950	9,950
Capital Outlay	0	0	0	0	0	0
TOTAL BUDGET	26,302	21,898	29,390	10,430	29,390	29,390

DEPARTMENTAL ACTIVITY DETAIL

ACTIVITY COMMENTARY

DEPARTMENT: Community Development

ACTIVITY: Planning Commission

CODE: 251

ACTIVITY DESCRIPTION

1. To provide advice and assistance to the City Council in the establishment of policies governing land use and physical development in the City.
2. To review and forward recommendations to the City Council on all applications for private and public developments within the City.
3. To assess the potential economic, demographic and aesthetic impact of proposed plans for physical development within the City.
4. To annually review the City's General Plan and Development Code and to make appropriate recommendations to the City Council concerning any required changes in these land use policy documents.

SIGNIFICANT ACTIVITY PROGRAM CHANGES

CHANGES

No significant activity program changes.

DEPARTMENTAL ACTIVITY DETAIL

ACTIVITY EXPENDITURES

DEPARTMENT: Community Development

ACTIVITY: Planning Commission

CODE: 251

	2018-2019 ACTUAL	2019-2020 ACTUAL	2020-2021 BUDGET	2020-2021 ESTIMATED	2021-2022 PROPOSED	2021-2022 APPROVED
PERSONNEL EXPENSE						
52010 Regular Earnings - Part Time	18,000	15,000	18,000	6,000	18,000	18,000
52400 Employee Benefits	1,607	1,339	1,440	480	1,440	1,440
TOTAL PERSONNEL	19,607	16,339	19,440	6,480	19,440	19,440
OPERATIONS AND MAINTENANCE						
53010 Auto Allowance	3,000	2,500	3,000	1,000	3,000	3,000
53020 Dues and Publications	440	0	1,000	1,000	1,000	1,000
53080 Travel and Meeting	1,406	1,505	3,000	500	3,000	3,000
61580 Temporary Help	1,575	1,275	2,200	700	2,200	2,200
63520 Special Supplies	274	279	750	750	750	750
TOTAL OPERATIONS AND MAINTENANCE	6,695	5,559	9,950	3,950	9,950	9,950
CAPITAL OUTLAY						
79050 Furniture Fixtures and Office	0	0	0	0	0	0
TOTAL CAPITAL OUTLAY	0	0	0	0	0	0
ACTIVITY TOTAL	26,302	21,898	29,390	10,430	29,390	29,390

ECONOMIC DEVELOPMENT COMMISSION

DEPARTMENTAL ACTIVITY OVERVIEW

DEPARTMENT: Community Development
ACTIVITY: Economic Development Commission
CODE: 252

OVERVIEW COMMENTARY

On July 9, 2020, the Cerritos City Council adopted Ordinance No. 1033 dissolving the Economic Development Commission.

ACTIVITY SUMMARY

CLASSIFICATION	2018-2019 ACTUAL	2019-2020 ACTUAL	2020-2021 BUDGET	2020-2021 ESTIMATED	2021-2022 PROPOSED	2021-2022 APPROVED
Personnel Expense	6,459	5,383	0	0	0	0
Operations and Maintenance	5,622	1,204	0	0	0	0
Capital Outlay	0	0	0	0	0	0
TOTAL BUDGET	12,081	6,587	0	0	0	0

DEPARTMENTAL ACTIVITY DETAIL

ACTIVITY COMMENTARY

DEPARTMENT: Community Development
ACTIVITY: Economic Development Commission
CODE: 252

ACTIVITY DESCRIPTION

On July 9, 2020, the Cerritos City Council adopted Ordinance No. 1033 dissolving the Economic Development Commission.

DEPARTMENTAL ACTIVITY DETAIL

ACTIVITY EXPENDITURES

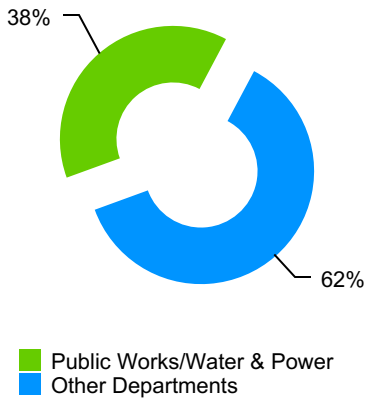
DEPARTMENT: Community Development
ACTIVITY: Economic Development Commission
CODE: 252

	2018-2019 ACTUAL	2019-2020 ACTUAL	2020-2021 BUDGET	2020-2021 ESTIMATED	2021-2022 PROPOSED	2021-2022 APPROVED
PERSONNEL EXPENSE						
52010 Regular Earnings - Part Time	6,000	5,000	0	0	0	0
52400 Employee Benefits	459	383	0	0	0	0
TOTAL PERSONNEL	6,459	5,383	0	0	0	0
OPERATIONS AND MAINTENANCE						
53070 Reimbursed Mileage	0	0	0	0	0	0
53080 Travel and Meeting	716	620	0	0	0	0
61430 Professional Services	0	0	0	0	0	0
61580 Temporary Help	750	300	0	0	0	0
63411 Community Programs	4,102	0	0	0	0	0
63520 Special Supplies	54	284	0	0	0	0
TOTAL OPERATIONS AND MAINTENANCE	5,622	1,204	0	0	0	0
CAPITAL OUTLAY						
79050 Furniture Fixtures and Office	0	0	0	0	0	0
TOTAL CAPITAL OUTLAY	0	0	0	0	0	0
ACTIVITY TOTAL	12,081	6,587	0	0	0	0

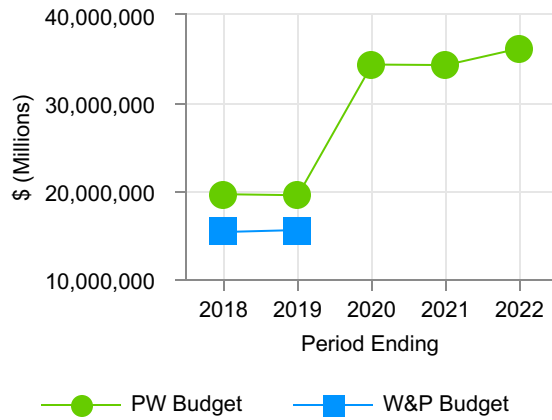
(This page is intentionally left blank)

PUBLIC WORKS / WATER & POWER

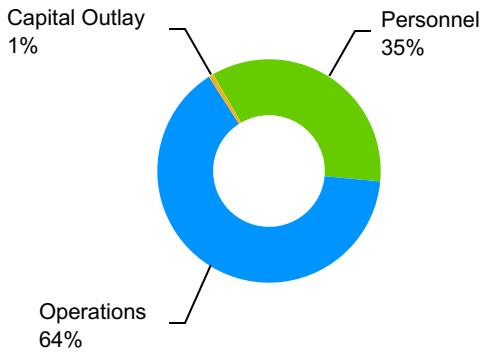
Percent of Operating Budget



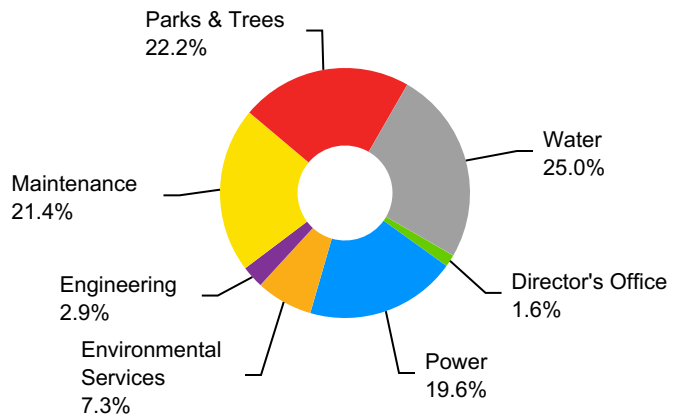
Budget History



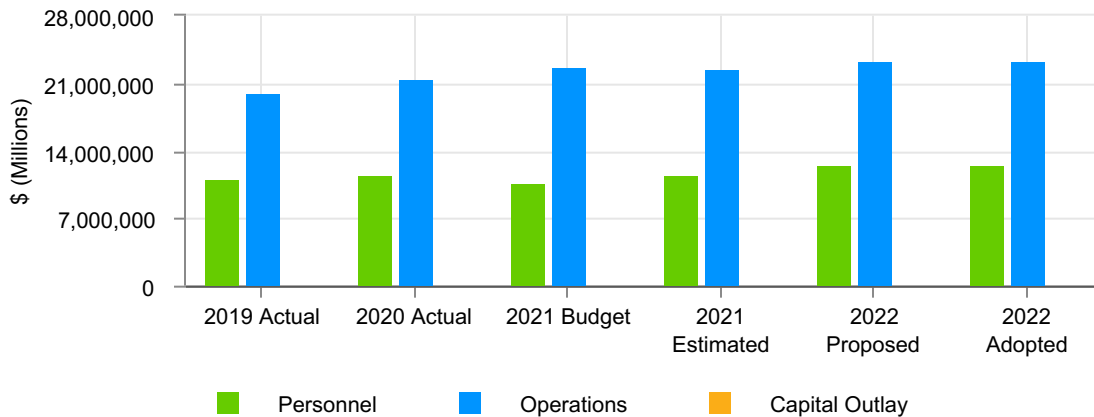
Department Budget Composition



Division Composition



Activity Summary



DEPARTMENTAL ACTIVITY OVERVIEW

DEPARTMENT: Public Works / Water & Power

CODE: 300

OVERVIEW COMMENTARY

The Department of Public Works / Water & Power is responsible for administering and implementing the Capital Improvement Program (CIP), providing maintenance services to City facilities, and managing the Water & Power utilities. The Department consists of six major divisions which include Engineering, Environmental Services, General Maintenance, Parks and Trees, Water, and the Electric Utility.

The Department of Public Works / Water & Power coordinates the planning, budgeting, design, contract administration and inspection of all Capital Improvement Projects. The Department also oversees the development of new water and energy projects, as well as the procurement of additional assets through contracts administration.

The Department of Public Works / Water & Power is vested with the responsibility of managing and maintaining a variety of municipal services and facilities including streets, safety lighting, traffic signals, street sweeping, refuse collection, storm drains, sewers, municipal buildings, vehicles and equipment, 21 neighborhood and community parks, public swim facility, municipal golf course, street trees, medians and parkways.

Together with other City departments, the Department of Public Works / Water & Power is responsible for reviewing proposed developments, reporting to the Planning Commission and City Council, implementing City standards, plan checking, inspection of private developments, and reviewing proposed developments regarding all water related issues.

The Department of Public Works / Water & Power is also responsible for managing and maintaining two multi-faceted services in the Cerritos Water Utility and the Cerritos Electric Utility. Organizationally, it incorporates the functions of several utility operating divisions, including Water Management, Water Production and Distribution, Water Operations (Potable), Water Operations (Reclaimed), Water Inspection, and the Operations Division of the Cerritos Electric Utility.

The Water Utility provides water to more than 16,000 residential and commercial accounts; emergency water service to the Fire Department; and recycled water to a majority of the public parks and arterial landscaping throughout the City. The Cerritos Electric Utility was created to provide reliable electricity to customers in the City of Cerritos. In order to provide electricity, the Department of Public Works / Water & Power participates in the Magnolia Power Project, under membership through the Southern California Public Power Authority, and interfaces with state and federal regulatory agencies such as the California Public Utilities Commission, the California Energy Commission, the California Independent System Operator and the Federal Energy Regulatory Commission.

ACTIVITY SUMMARY

CLASSIFICATION	2018-2019 ACTUAL	2019-2020 ACTUAL	2020-2021 BUDGET	2020-2021 ESTIMATED	2021-2022 PROPOSED	2021-2022 APPROVED
Personnel Expense	11,107,923	11,665,615	10,851,270	11,594,115	12,611,702	12,611,702
Operations and Maintenance	20,157,549	21,521,048	22,800,965	22,696,319	23,356,890	23,356,890
Capital Outlay	0	0	4,940	19,540	246,940	246,940
TOTAL BUDGET*	31,265,472	33,186,663	33,657,175	34,309,974	36,215,532	36,215,532

*Please note that the Departments of Public Works and Water & Power were merged at the beginning FY 2019-2020.

DEPARTMENTAL ACTIVITY DETAIL

ACTIVITY COMMENTARY

DEPARTMENT: Public Works / Water & Power
ACTIVITY: Office of the Director / City Engineer
CODE: 311

ACTIVITY DESCRIPTION

The responsibilities of the Office of the Director include direct supervision, coordination and control of all departmental activities for the Engineering, Environmental Services, Maintenance, Parks and Trees, Water, and Electric Utility Divisions. The Director of Public Works / Water & Power is appointed by the City Manager and functions in a staff capacity to advise elected and appointed officers concerning the City's public works needs and requirements.

The Director of Public Works / Water & Power also serves as the City Engineer and the General Manager for Water & Power. Staff assigned to the Director's office ensure that the administrative programs of the Department of Public Works / Water & Power are consistent with the City's policies and procedures.

This office is responsible for:

- (a) Administration of the City's Capital Improvement Program;
- (b) Administering contracts for both construction projects and maintenance programs;
- (c) Managing departmental programs and personnel;
- (d) Researching funding sources and securing grants;
- (e) Providing a variety of data and information vital for the City's decision-making process and policy formation to elected and appointed City officials;
- (f) Providing oversight for City engineering functions, including approval of engineering plans, survey documents and subdivision maps;
- (g) Coordinating departmental programs and activities with other departments, government agencies, businesses and the general public.

ACTIVITY OBJECTIVES

1. To develop and achieve departmental goals through the establishment of effective and efficient systems, procedures and programs.
2. To constantly evaluate departmental programs, projects and reports in an effort to maximize productivity.
3. To increase the efficiency of the department's efforts in the areas of contract management, maintenance services and cost-benefit analysis.
4. Develop and implement new programs to meet community needs and legislative compliance.

SIGNIFICANT ACTIVITY PROGRAM CHANGES

CHANGES

No significant activity program changes.

DEPARTMENTAL ACTIVITY DETAIL

ACTIVITY EXPENDITURES

DEPARTMENT: Public Works / Water & Power
ACTIVITY: Office of the Director / City Engineer
CODE: 311

	2018-2019 ACTUAL	2019-2020 ACTUAL	2020-2021 BUDGET	2020-2021 ESTIMATED	2021-2022 PROPOSED	2021-2022 APPROVED
PERSONNEL EXPENSE						
51010 Regular Earnings	234,244	249,382	261,700	261,700	262,700	262,700
52010 Regular Earnings - Part Time	19,007	20,111	20,635	20,635	21,170	21,170
52021 Overtime Earnings - Part Time	0	0	0	0	0	0
52400 Employee Benefits	216,425	240,328	252,880	252,880	283,870	283,870
TOTAL PERSONNEL	469,676	509,821	535,215	535,215	567,740	567,740
OPERATIONS AND MAINTENANCE						
53010 Auto Allowance	4,800	4,800	4,800	4,800	4,800	4,800
53020 Dues and Publications	340	265	580	580	580	580
53070 Reimbursed Mileage	12	28	100	100	100	100
61430 Professional Services	0	0	0	23,892	0	0
63250 Office Supplies	40	300	200	200	200	200
63520 Special Supplies	3,000	0	0	0	0	0
67060 Cellular Phone	600	600	1,200	1,200	1,200	1,200
TOTAL OPERATIONS AND MAINTENANCE	8,792	5,993	6,880	30,772	6,880	6,880
CAPITAL OUTLAY						
79050 Furniture Fixtures and Office	0	0	0	0	0	0
TOTAL CAPITAL OUTLAY		0	0	0	0	0
ACTIVITY TOTAL	478,468	515,814	542,095	565,987	574,620	574,620

DEPARTMENTAL ACTIVITY DETAIL

ACTIVITY COMMENTARY

DEPARTMENT: Public Works / Water & Power
ACTIVITY: Engineering
CODE: 321

ACTIVITY DESCRIPTION

The Engineering Division functions in a staff capacity within the Department of Public Works to supply basic engineering support to the City for activities such as the administration of public works projects, design of capital improvement projects, traffic engineering services, subdivision map review and plan checking, survey and inspection services and the performance of related technical tasks. Personnel assigned to the Engineering Division coordinate and administer activities supplied to the City by private contractors for public works construction projects including street and bridge construction, traffic signal construction, sewer and storm drain installation and similar capital construction work. Engineering plan checking for both private and public construction is also a primary responsibility of the Engineering Division and NPDES.

ACTIVITY OBJECTIVES

1. Facilitate the safe movement of traffic through standardized design and construction of street improvements.
2. Reduce delay time and to increase traffic flow capacity of City arterial streets through continual upgrading and monitoring of traffic signal systems.
3. Provide for the safe movement of traffic on City streets by continual monitoring and upgrading of highway and street facilities.
4. Provide design and construction project management for capital improvements.
5. Provide plan checking and inspection for public improvements by private developers pursuant to current City standards.

ACTIVITY WORKLOAD STATISTICS	2019-2020	2020-2021	2021-2022
	ACTUAL	ESTIMATED	FORECASTED
Permits issued	270	255	280
Grading plan checks processed	10	5	10
Parcel/tract maps, lot line adjustments processed & easements	6	5	5
Traffic studies	6	7	5
Designed projects in-house	6	7	6

SIGNIFICANT ACTIVITY PROGRAM CHANGES

CHANGES

No significant activity program changes.

DEPARTMENTAL ACTIVITY DETAIL

ACTIVITY EXPENDITURES

DEPARTMENT: Public Works / Water & Power

ACTIVITY: Engineering

CODE: 321

	2018-2019 ACTUAL	2019-2020 ACTUAL	2020-2021 BUDGET	2020-2021 ESTIMATED	2021-2022 PROPOSED	2021-2022 APPROVED
PERSONNEL EXPENSE						
51010 Regular Earnings	408,282	376,795	355,071	442,551	447,630	447,630
51021 Overtime	1,036	123	3,721	3,721	3,721	3,721
52400 Employee Benefits	385,688	378,064	362,172	454,901	519,250	519,250
TOTAL PERSONNEL	795,006	754,982	720,964	901,173	970,601	970,601
OPERATIONS AND MAINTENANCE						
53010 Auto Allowance	7,200	4,500	3,600	3,600	3,600	3,600
53020 Dues and Publications	567	95	1,500	1,500	1,500	1,500
53070 Reimbursed Mileage	121	0	1,200	1,200	1,200	1,200
53080 Travel and Meeting	299	368	1,700	1,700	1,700	1,700
53090 Uniform and Shoes	0	623	0	713	750	750
53091 Vehicle Operations	991	1,640	2,700	2,700	2,700	2,700
61070 Checking and Inspection	25,248	25,982	30,000	30,000	30,000	30,000
61130 Delivery Service	77	0	500	500	500	500
61180 Engineering Services	0	0	1,000	1,000	1,000	1,000
61430 Professional Services	83,818	166,538	25,000	220,800	25,000	25,000
61520 Special Studies	825	2,225	7,250	19,250	7,250	7,250
63230 Maps and Publications	0	0	250	250	250	250
63250 Office Supplies	332	544	750	750	750	750
63520 Special Supplies	1,444	1,856	1,500	787	1,500	1,500
65176 Traffic Signal Camera Enforcement	0	0	0	0	0	0
67060 Cellular Phone	1,800	1,500	1,800	1,800	1,800	1,800
69200 CDBG - Staff Time Expense Reimbursement	0	0	0	0	0	0
TOTAL OPERATIONS AND MAINTENANCE	122,722	205,871	78,750	286,550	79,500	79,500
CAPITAL OUTLAY						
79030 Improvements	0	0	0	0	0	0
79050 Furniture Fixtures and Office	0	0	0	0	0	0
79070 Machinery and Equipment	0	0	0	0	0	0
TOTAL CAPITAL OUTLAY	0	0	0	0	0	0
ACTIVITY TOTAL	917,728	960,853	799,714	1,187,723	1,050,101	1,050,101

DEPARTMENTAL ACTIVITY DETAIL

ACTIVITY COMMENTARY

DEPARTMENT: Public Works / Water & Power
ACTIVITY: Environmental Services
CODE: 331

ACTIVITY DESCRIPTION

The Environmental Services Division is responsible for the City's refuse collection and street sweeping functions, and the custodial maintenance of all City facilities. The Division also administers the City's integrated waste management programs, which include source reduction, recycling, household hazardous waste and composting. The Division is also responsible for overseeing the City's compliance with the National Pollutant Discharge Elimination System (NPDES) permit requirements.

ACTIVITY OBJECTIVES

1. To maintain clean and sanitary conditions through all residential, industrial and commercial areas of the City through the provision of regularly scheduled refuse collection, a service supplied to the City under private contract.
2. To administer Citywide recycling programs required under State mandates.
3. To develop and distribute educational materials to City residents and businesses on waste management and other resource conservation programs. This includes recycling, household hazardous waste disposal, source reduction and used oil recycling.
4. To coordinate compliance with State and local enforcement agency regulations.
5. To prepare reporting documents for environmental program requirements for submittal to regulatory agencies.
6. Identify and procure funding from outside sources for Public Works programs and services.
7. To maintain sanitary and safe conditions on all residential and commercial streets through the provision of regularly scheduled street sweeping, supplied to the City through private contract.
8. To ensure that facilities remain in a neat and sanitary condition on a day-to-day basis.

SIGNIFICANT ACTIVITY PROGRAM CHANGES

CHANGES

Decrease in Custodial Services account reflects the reduction in custodial services provided at City facilities that are temporarily closed due to the COVID-19 pandemic (61110).

-\$242,180

DEPARTMENTAL ACTIVITY DETAIL

ACTIVITY COMMENTARY

DEPARTMENT: Public Works / Water & Power
ACTIVITY: Environmental Services
CODE: 331

	2018-2019 ACTUAL	2019-2020 ACTUAL	2020-2021 BUDGET	2020-2021 ESTIMATED	2021-2022 PROPOSED	2021-2022 APPROVED
PERSONNEL EXPENSE						
51010 Regular Earnings	589,647	600,856	586,310	566,600	570,390	570,390
51021 Overtime	27,967	7,589	6,000	2,340	6,000	6,000
52010 Regular Earnings - Part Time	85,727	82,256	79,920	260,510	196,170	196,170
52021 Overtime Earnings - Part Time	110	279	0	0	0	0
52400 Employee Benefits	629,731	686,359	671,050	671,050	787,890	787,890
TOTAL PERSONNEL	1,333,182	1,377,339	1,343,280	1,500,500	1,560,450	1,560,450
OPERATIONS AND MAINTENANCE						
53010 Auto Allowance	3,600	3,600	3,600	3,600	3,600	3,600
53020 Dues and Publications	0	0	500	500	500	500
53070 Reimbursed Mileage	1,113	565	1,800	1,050	1,200	1,200
53090 Uniform and Shoes	3,651	3,392	4,800	4,530	4,550	4,550
61110 Custodial Services	733,890	813,201	958,730	457,630	716,550	716,550
61191 Environmental Grant Expenditures	13,352	26,942	27,100	27,100	26,440	26,440
61250 Hazardous Waste Disposal	3,407	5,000	5,000	5,000	5,000	5,000
61360 Permit Fees	2,846	3,886	10,000	10,000	10,000	10,000
61430 Professional Services	117,086	225,009	95,000	95,000	95,000	95,000
61550 Special Waste	0	1,450	2,000	2,000	2,000	2,000
61560 Storm Water Management	89,890	116,427	100,000	100,000	100,000	100,000
63520 Special Supplies	116,515	136,020	120,000	110,790	120,000	120,000
63530 Small Tools	478	2,900	3,000	3,000	3,000	3,000
65131 Rent Other Equipment	0	0	1,200	1,200	1,200	1,200
65154 Street Sweeping	0	0	0	0	0	0
67040 Electricity	7,241	5,331	6,000	6,340	6,000	6,000
67060 Cellular Phone	1,200	1,200	1,200	1,200	1,200	1,200
TOTAL OPERATIONS AND MAINTENANCE	1,094,269	1,344,923	1,339,930	828,940	1,096,240	1,096,240
CAPITAL OUTLAY						
79050 Furniture Fixtures and Office	0	0	0	0	0	0
79070 Machinery and Equipment	0	0	0	14,600	0	0
TOTAL CAPITAL OUTLAY	0	0	0	14,600	0	0
ACTIVITY TOTAL	2,427,451	2,722,262	2,683,210	2,344,040	2,656,690	2,656,690

DEPARTMENTAL ACTIVITY DETAIL

ACTIVITY COMMENTARY

DEPARTMENT: Public Works / Water & Power
ACTIVITY: General Maintenance
CODE: 341

ACTIVITY DESCRIPTION

The purpose of this activity is to supervise and oversee all maintenance responsibilities within the City, except for those maintenance activities normally performed by the Parks, Environmental Services and Water Divisions. Included among the responsibilities of the General Maintenance activity are the administration of all maintenance service contracts (including the traffic signal maintenance contract, sewer and storm drain maintenance, graffiti removal and various contracts which the City has with the Los Angeles County Department of Public Works). Additional responsibilities assigned to General Maintenance include the overall maintenance of municipally owned structures and streets, sewers, storm drains and public rights-of-way.

ACTIVITY OBJECTIVES

1. To maintain clean and sanitary conditions through all residential, industrial and commercial areas of the City.
2. To maintain the public rights-of-way in a clean and sanitary manner through the provision of regularly scheduled clean up and weed abatement along unimproved rights-of-way.
3. To ensure the security of City streets after dark through the provision of street lighting.
4. Prevent flooding by ensuring maintenance of storm/sewer system.
5. Provide routine maintenance of sewer lines and protect the health of Cerritos residents through immediate response to emergency calls.

ACTIVITY WORKLOAD STATISTICS	2019-2020 ACTUAL	2020-2021 ESTIMATED	2021-2022 FORECASTED
Sewer lines maintained (miles)	109.32	109.32	109.32
Sewer lift stations	6	6	6

SIGNIFICANT ACTIVITY PROGRAM CHANGES

No significant activity program changes

CHANGES

DEPARTMENTAL ACTIVITY DETAIL

ACTIVITY COMMENTARY

DEPARTMENT: Public Works / Water & Power

ACTIVITY: General Maintenance

CODE: 341

	2018-2019 ACTUAL	2019-2020 ACTUAL	2020-2021 BUDGET	2020-2021 ESTIMATED	2021-2022 PROPOSED	2021-2022 APPROVED
PERSONNEL EXPENSE						
51010 Regular Earnings	248,348	266,877	265,188	265,188	269,390	269,390
51021 Overtime	0	0	4,760	4,760	4,760	4,760
52010 Regular Earnings - Part Time	18,732	11,711	18,928	18,928	22,230	22,230
52400 Employee Benefits	230,010	272,030	270,492	270,492	318,270	318,270
TOTAL PERSONNEL	497,090	550,618	559,368	559,368	614,650	614,650
OPERATIONS AND MAINTENANCE						
53010 Auto Allowance	3,600	3,600	3,600	3,600	3,600	3,600
53020 Dues and Publications	0	338	342	342	342	342
53030 Education and Training	0	0	2,400	0	2,400	2,400
53070 Reimbursed Mileage	0	0	304	304	304	304
53080 Travel and Meeting	0	0	0	0	0	0
53090 Uniform and Shoes	384	777	1,270	654	1,270	1,270
53091 Vehicle Operations	4,947	3,557	9,357	4,917	9,357	9,357
61380 Printing	0	0	285	285	285	285
61430 Professional Services	6,096	5,326	5,937	5,937	5,937	5,937
61530 Soil Sterilization and Weed Abatement	5,800	5,480	5,510	5,510	5,510	5,510
63250 Office Supplies	6	3	114	114	114	114
63270 Photo Film and Processing	0	0	342	342	342	342
63410 Program Expenses and Supplies	106,126	120,268	51,205	64,506	51,205	51,205
63520 Special Supplies	250	264	342	342	342	342
63530 Small Tools	633	539	693	693	693	693
65015 Artwork Maintenance	0	0	120,000	120,000	120,000	120,000
65050 Equipment and Machinery Maintenance	118,285	113,358	113,050	113,050	113,050	113,050
65090 Off Street Maintenance	22,564	28,468	33,088	33,088	33,088	33,088
65134 Sewer Maintenance	305,668	277,459	286,368	286,368	286,368	286,368
65140 Storm Drain Maintenance	29,213	31,272	32,452	32,452	32,452	32,452
65151 Street Lights - Maintenance	762,701	1,040,409	981,032	935,462	981,032	981,032
67010 Water	38	40	0	0	0	0
67060 Cellular Phone	1,100	1,200	1,200	1,200	1,200	1,200
TOTAL OPERATIONS AND MAINTENANCE	1,367,411	1,632,358	1,648,891	1,609,166	1,648,891	1,648,891
CAPITAL OUTLAY						
79050 Furniture Fixtures and Office	0	0	0	0	0	0
79060 Motor Vehicles	0	0	0	0	0	0
79070 Machinery and Equipment	0	0	0	0	0	0
TOTAL CAPITAL OUTLAY	0	0	0	0	0	0
ACTIVITY TOTAL	1,864,501	2,182,976	2,208,259	2,168,534	2,263,541	2,263,541

DEPARTMENTAL ACTIVITY DETAIL

ACTIVITY COMMENTARY

DEPARTMENT: Public Works / Water & Power
ACTIVITY: General Maintenance - Street
CODE: 342

ACTIVITY DESCRIPTION

Funds are provided within the General Maintenance Division's Street Maintenance activity to undertake a variety of maintenance functions which include the resurfacing and sealing of all public streets and highways; bridge maintenance; traffic signal maintenance; pavement marking and striping; traffic and street name sign maintenance and replacement; storm sewer maintenance; emergency sanitary sewer services; curb, gutter and sidewalk maintenance; and the repair of storm damage throughout the City. These functions are performed under contracts issued to the County of Los Angeles and to various private firms.

ACTIVITY OBJECTIVES

1. To ensure that a comprehensive maintenance program is developed and implemented for municipally-owned facilities in the public rights-of-way.
2. To provide for traffic safety through the maintenance of safety devices and signs.
3. To forestall future capital expenditures through ongoing preventative street maintenance.
4. To ensure pedestrian safety through the maintenance of curbs, gutters and sidewalks.

ACTIVITY WORKLOAD STATISTICS	2019-2020 ACTUAL	2020-2021 ESTIMATED	2021-2022 FORECASTED
Miles of sidewalk maintained	242.16	242.16	242.16
Miles of curb and gutters maintained	256	256	256
Total street mileage maintained	136.33	136.33	136.33
Traffic signals maintained	90	91	91
Bridges maintained	16	16	16

SIGNIFICANT ACTIVITY PROGRAM CHANGES

SIGNIFICANT ACTIVITY PROGRAM CHANGES	CHANGES
Increase in Street Maintenance - City (65155).	+ \$253,225

DEPARTMENTAL ACTIVITY DETAIL

ACTIVITY EXPENDITURES

DEPARTMENT: Public Works / Water & Power

ACTIVITY: General Maintenance - Street

CODE: 342

	2018-2019 ACTUAL	2019-2020 ACTUAL	2020-2021 BUDGET	2020-2021 ESTIMATED	2021-2022 PROPOSED	2021-2022 APPROVED
PERSONNEL EXPENSE						
51010 Regular Earnings	0	0	54,912	54,912	56,130	56,130
51021 Overtime	0	0	1,059	1,059	1,059	1,059
52400 Employee Benefits	56	48	56,333	56,333	72,410	72,410
TOTAL PERSONNEL	56	48	112,304	112,304	129,599	129,599
OPERATIONS AND MAINTENANCE						
53020 Dues and Publications	0	0	114	114	114	114
53030 Education and Training	50	40	2,400	0	2,400	2,400
53070 Reimbursed Mileage	0	0	361	0	361	361
53090 Uniform and Shoes	584	649	730	730	730	730
53091 Vehicle Operations	1,508	2,602	4,968	3,168	4,968	4,968
61430 Professional Services	3,420	0	3,344	3,344	3,344	3,344
63520 Special Supplies	1,867	1,188	1,786	1,786	1,786	1,786
63530 Small Tools	113	325	332	332	332	332
65030 Bridge Maintenance	16,114	6,226	22,211	20,711	22,211	22,211
65070 Marking and Striping	22,496	378	43,054	43,054	43,054	43,054
65133 Roadside Maintenance	19,573	10,219	32,775	32,775	32,775	32,775
65153 Street Sign - Maintenance	5,890	2,937	5,899	5,899	5,899	5,899
65155 Street Maintenance - City	173,702	110,700	146,775	197,000	400,000	400,000
65156 Street Maintenance - County	26,800	26,015	25,460	25,460	25,460	25,460
65171 Traffic Signal Maintenance - State	15,409	18,628	15,542	17,042	15,542	15,542
65172 Traffic Signal Maintenance - City	243,067	208,216	185,088	405,333	185,088	185,088
65174 Traffic Signal - Power	140,264	146,000	132,202	132,202	132,202	132,202
65175 Traffic and Regulatory Signs	11,025	14,524	16,359	27,374	16,359	16,359
TOTAL OPERATIONS AND MAINTENANCE	681,882	548,647	639,400	916,324	892,625	892,625
CAPITAL OUTLAY						
79070 Machinery and Equipment	0	0	0	0	0	0
TOTAL CAPITAL OUTLAY	0	0	0	0	0	0
ACTIVITY TOTAL	681,938	548,695	751,704	1,028,628	1,022,224	1,022,224

DEPARTMENTAL ACTIVITY DETAIL

ACTIVITY COMMENTARY

DEPARTMENT: Public Works / Water & Power
ACTIVITY: General Maintenance - Vehicle
CODE: 343

ACTIVITY DESCRIPTION

The Vehicle Maintenance Division provides internal vehicle, equipment and field maintenance support for the City. The activities of this Division relate to maintenance, repair, modification and fabrication of multiple types of City equipment. Activities range from minor repairs to major overhauls. This division is also responsible for the inspection and monitoring of service from vendors to assure receipt of quality and economical service.

ACTIVITY OBJECTIVES

1. To extend the anticipated service life of all City-owned vehicles and equipment through routine and preventative maintenance.
2. To inspect, maintain, repair and overhaul all City equipment.
3. To provide centralized in-house maintenance support functions for all City departments.
4. To evaluate service vehicles, determine their service life and advise of replacement needs.

ACTIVITY WORKLOAD STATISTICS	2019-2020	2020-2021	2021-2022
	ACTUAL	ESTIMATED	FORECASTED
Passenger vehicles maintained	3	3	3
Light industrial vehicles maintained (1 ton or below)	58	56	56
Heavy industrial vehicles maintained (over 1 ton)	10	10	10
Tractors maintained	10	10	10
Miscellaneous small power equipment maintained	316	316	316

SIGNIFICANT ACTIVITY PROGRAM CHANGES

CHANGES

No significant activity program changes.

DEPARTMENTAL ACTIVITY DETAIL

ACTIVITY EXPENDITURES

DEPARTMENT: Public Works / Water & Power

ACTIVITY: General Maintenance - Vehicle

CODE: 343

	2018-2019 ACTUAL	2019-2020 ACTUAL	2020-2021 BUDGET	2020-2021 ESTIMATED	2021-2022 PROPOSED	2021-2022 APPROVED
PERSONNEL EXPENSE						
51010 Regular Earnings	234,925	229,320	139,800	139,800	207,300	207,300
51021 Overtime	1,005	1,895	535	535	535	535
52400 Employee Benefits	242,377	242,663	149,585	149,585	250,830	250,830
TOTAL PERSONNEL	478,307	473,878	289,920	289,920	458,665	458,665
OPERATIONS AND MAINTENANCE						
53020 Dues and Publications	0	275	342	342	342	342
53030 Education and Training	0	0	2,400	0	2,400	2,400
53070 Reimbursed Mileage	0	0	171	171	171	171
53090 Uniform and Shoes	3,684	3,698	3,750	1,225	3,750	3,750
53091 Vehicle Operations	1,189	1,438	3,515	1,615	3,515	3,515
61340 Outside Services	20,645	13,983	27,968	49,268	27,968	27,968
63520 Special Supplies	100,855	74,851	77,102	84,127	77,102	77,102
63530 Small Tools	720	798	1,463	1,463	1,463	1,463
65131 Rent Other Equipment	0	0	456	456	456	456
TOTAL OPERATIONS AND MAINTENANCE	127,093	95,043	117,167	138,667	117,167	117,167
CAPITAL OUTLAY						
	0	0	0	0	0	0
TOTAL CAPITAL OUTLAY	0	0	0	0	0	0
ACTIVITY TOTAL	605,400	568,921	407,087	428,587	575,832	575,832

DEPARTMENTAL ACTIVITY DETAIL

ACTIVITY COMMENTARY

DEPARTMENT: Public Works / Water & Power
ACTIVITY: General Maintenance - Facility
CODE: 344

ACTIVITY DESCRIPTION

The Facility Maintenance section is responsible for the maintenance of all municipal structures including the Cerritos City Hall, the Cerritos Public Library, Cerritos Park East, Liberty Park, Heritage Park, Corporate Yard, Sports Complex, Cerritos Center for the Performing Arts, Senior Citizen Center, Sheriff Station and all other municipal structures.

ACTIVITY OBJECTIVES

1. To ensure that all facilities remain in a safe and useful condition on a day-to-day basis.
2. To supply non-custodial maintenance and rehabilitation services to the City in an effort to ensure the extended life of municipal structures.

ACTIVITY WORKLOAD STATISTICS	2019-2020 ACTUAL	2020-2021 ESTIMATED	2021-2022 FORECASTED
Building square footage maintained:			
City Hall	55,000	55,000	55,000
Cerritos Public Library	88,780	88,780	88,780
Cerritos Park East	20,000	20,000	20,000
Liberty Park	15,300	15,300	15,300
Heritage Park	2,000	2,000	2,000
Frontier Park	700	700	700
Westgate Park	800	800	800
Golf Course	2,475	2,475	2,475
Corporate Yard	25,000	25,000	25,000
Joe A. Gonsalves Park	600	600	600
Sports Complex	3,700	3,700	3,700
Cerritos Center for the Performing Arts	158,000	158,000	158,000
Senior Citizen Center	27,500	27,500	27,500
Cerritos Sheriff Station	81,000	81,000	81,000
TOTAL SQUARE FT	480,855	480,855	480,855

SIGNIFICANT ACTIVITY PROGRAM CHANGES

CHANGES

No significant activity program changes.

DEPARTMENTAL ACTIVITY DETAIL

ACTIVITY EXPENDITURES

DEPARTMENT: Public Works / Water & Power

ACTIVITY: General Maintenance - Facility

CODE: 344

	2018-2019 ACTUAL	2019-2020 ACTUAL	2020-2021 BUDGET	2020-2021 ESTIMATED	2021-2022 PROPOSED	2021-2022 APPROVED
PERSONNEL EXPENSE						
51010 Regular Earnings	224,055	219,209	271,546	271,546	270,170	270,170
51021 Overtime	3,353	2,354	7,946	7,946	7,946	7,946
52400 Employee Benefits	219,062	224,543	290,555	290,555	329,610	329,610
TOTAL PERSONNEL	446,470	446,106	570,047	570,047	607,726	607,726
OPERATIONS AND MAINTENANCE						
53020 Dues and Publications	0	238	228	228	228	228
53030 Education and Training	0	0	2,400	(325)	2,400	2,400
53070 Reimbursed Mileage	0	0	361	361	361	361
53090 Uniform and Shoes	1,853	2,122	2,580	2,580	2,580	2,580
53091 Vehicle Operations	6,253	7,143	5,035	6,175	5,035	5,035
61340 Outside Services	6,345	6,632	6,878	6,878	6,878	6,878
61360 Permit Fees	3,238	3,455	3,116	3,441	3,116	3,116
61430 Professional Services	59,196	62,418	59,318	59,318	59,318	59,318
63520 Special Supplies	60,768	69,131	68,400	68,400	68,400	68,400
63530 Small Tools	1,389	1,374	1,320	1,320	1,320	1,320
65010 Air Conditioning Maintenance	289,089	238,054	171,779	191,779	171,779	171,779
65020 Building and Grounds	544,798	472,143	525,758	508,328	525,758	525,758
65110 Playground Equipment Maintenance	39,636	4,143	39,178	39,178	39,178	39,178
65131 Rent Other Equipment	0	525	912	912	912	912
65132 Rent Building and Grounds	0	0	779	0	779	779
67010 Water	63,984	67,508	61,655	61,655	61,655	61,655
67030 Natural Gas	56,144	55,344	77,843	72,843	77,843	77,843
67040 Electricity	1,570,495	1,503,284	1,643,006	1,634,896	1,643,006	1,643,006
67050 Telephone	156,000	166,558	259,540	152,290	259,540	259,540
67060 Cellular Phone	600	50	600	600	600	600
69120 Property Taxes	4,900	3,555	4,550	4,660	4,550	4,550
TOTAL OPERATIONS AND MAINTENANCE	2,864,688	2,663,677	2,935,236	2,815,517	2,935,236	2,935,236
CAPITAL OUTLAY						
79010 Land	0	0	0	0	0	0
79050 Furniture Fixtures and Office	0	0	0	0	0	0
79070 Machinery and Equipment	0	0	0	0	0	0
TOTAL CAPITAL OUTLAY	0	0	0	0	0	0
ACTIVITY TOTAL	3,311,158	3,109,783	3,505,283	3,385,564	3,542,962	3,542,962

DEPARTMENTAL ACTIVITY DETAIL

ACTIVITY COMMENTARY

DEPARTMENT: Public Works / Water & Power
ACTIVITY: General Maintenance - Swim Center
CODE: 345

ACTIVITY DESCRIPTION

The Swim Center Maintenance Division is responsible for the maintenance operations associated with the Cerritos Olympic Swim Center facility.

ACTIVITY OBJECTIVES

1. To ensure that the facility of 39,044 square feet remains in a neat and sanitary condition on a daily basis.
2. To ensure the programming of maximum leisure activities (swimming) through proper maintenance.
3. To supply non-custodial maintenance and rehabilitation services to the City in an effort to ensure the extended life of the municipal structure.
4. Guarantee water quality to meet Health Department standards.

SIGNIFICANT ACTIVITY PROGRAM CHANGES

CHANGES

No significant activity program changes.

DEPARTMENTAL ACTIVITY DETAIL

ACTIVITY EXPENDITURES

DEPARTMENT: Public Works / Water & Power
ACTIVITY: General Maintenance - Swim Center
CODE: 345

	2018-2019 ACTUAL	2019-2020 ACTUAL	2020-2021 BUDGET	2020-2021 ESTIMATED	2021-2022 PROPOSED	2021-2022 APPROVED
PERSONNEL EXPENSE						
51010 Regular Earnings	64,904	48,741	0	0	0	0
51021 Overtime	1,154	1,948	535	535	535	535
52400 Employee Benefits	69,614	56,223	0	0	0	0
TOTAL PERSONNEL	135,672	106,912	535	535	535	535
OPERATIONS AND MAINTENANCE						
53020 Dues and Publications	85	75	114	114	114	114
53030 Education and Training	0	0	1,200	1,200	1,200	1,200
53070 Reimbursed Mileage	0	0	171	171	171	171
53090 Uniform and Shoes	573	584	630	0	630	630
53091 Vehicle Operations	2,381	2,316	1,786	1,786	1,786	1,786
61340 Outside Services	3,505	4,275	4,104	4,104	4,104	4,104
61360 Permit Fees	360	0	342	342	342	342
61430 Professional Services	14,826	14,523	14,193	14,193	14,193	14,193
63520 Special Supplies	25,533	22,400	25,080	15,780	25,080	25,080
63530 Small Tools	71	0	655	655	655	655
65010 Air Conditioning Maintenance	15,438	23,518	25,935	25,935	25,935	25,935
65020 Building and Grounds	44,177	58,671	53,485	53,485	53,485	53,485
65131 Rent Other Equipment	0	0	798	0	798	798
67010 Water	14,940	15,762	10,925	10,925	10,925	10,925
67030 Natural Gas	62,609	46,802	56,031	9,431	56,031	56,031
67040 Electricity	137,833	126,120	149,530	129,530	149,530	149,530
67050 Telephone	2,823	2,937	2,346	2,946	2,346	2,346
TOTAL OPERATIONS AND MAINTENANCE	325,154	317,983	347,325	270,597	347,325	347,325
CAPITAL OUTLAY						
79070 Machinery and Equipment	0	0	0	0	0	0
TOTAL CAPITAL OUTLAY	0	0	0	0	0	0
ACTIVITY TOTAL	460,826	424,895	347,860	271,132	347,860	347,860

DEPARTMENTAL ACTIVITY DETAIL

ACTIVITY COMMENTARY

DEPARTMENT: Public Works / Water & Power

ACTIVITY: Parks/Trees Management

CODE: 351

ACTIVITY DESCRIPTION

The Parks and Trees Management Division is responsible for the overall supervision, coordination and administrative control of the Parks Maintenance, Street Tree Maintenance, Median Maintenance and Golf Course Maintenance Programs. Examples of the duties performed include review of landscape design and specifications for various types of landscape projects undertaken throughout the City, review and approval of landscape and irrigation plans for public landscape projects, the performance of field inspections to ensure conformance with the City's landscape requirements and weed abatement of public rights-of-way.

ACTIVITY OBJECTIVES

1. To maintain the City's image of a park-like community and support the City's designation as a Tree City USA through the development of landscaping standards and specifications.
2. To coordinate the functional areas of responsibility

	2019-2020	2020-2021	2021-2022
ACTIVITY WORKLOAD STATISTICS	ACTUAL	ESTIMATED	FORECASTED
Public landscape projects completed	10	10	10
Private landscape projects reviewed and checked	20	20	20
Field inspections performed (approximately)	150	150	150

SIGNIFICANT ACTIVITY PROGRAM CHANGES

CHANGES

No significant activity program changes.

DEPARTMENTAL ACTIVITY DETAIL

ACTIVITY EXPENDITURES

DEPARTMENT: Public Works / Water & Power

ACTIVITY: Parks/Trees Management

CODE: 351

	2018-2019 ACTUAL	2019-2020 ACTUAL	2020-2021 BUDGET	2020-2021 ESTIMATED	2021-2022 PROPOSED	2021-2022 APPROVED
PERSONNEL EXPENSE						
51010 Regular Earnings	120,156	124,466	123,525	123,525	123,530	123,530
52010 Regular Earnings - Part Time	26,889	26,898	29,112	29,112	29,110	29,110
52400 Employee Benefits	105,881	126,024	124,694	124,694	142,220	142,220
TOTAL PERSONNEL	252,926	277,388	277,331	277,331	294,860	294,860
OPERATIONS AND MAINTENANCE						
53010 Auto Allowance	3,600	3,600	3,600	3,600	3,600	3,600
53090 Uniform and Shoes	0	0	0	0	0	0
67060 Cellular Phone	600	600	600	600	600	600
TOTAL OPERATIONS AND MAINTENANCE	4,200	4,200	4,200	4,200	4,200	4,200
CAPITAL OUTLAY						
79050 Furniture Fixtures and Office	0	0	0	0	0	0
79070 Machinery and Equipment	0	0	0	0	0	0
TOTAL CAPITAL OUTLAY	0	0	0	0	0	0
ACTIVITY TOTAL	257,126	281,588	281,531	281,531	299,060	299,060

DEPARTMENTAL ACTIVITY DETAIL

ACTIVITY COMMENTARY

DEPARTMENT: Public Works / Water & Power
ACTIVITY: Parks/Trees Maintenance - Median and Parkway
CODE: 352

ACTIVITY DESCRIPTION

The purpose of the Median Maintenance Division is to provide the maintenance for all center street medians, sidewalk planters and curvilinear buffer planting areas throughout the City and certain areas of landscape along the 91 and 605 Freeways including weed abatement along improved arterial rights-of-way. A portion of funds for Assessment District #6 will be derived from a special maintenance district. One half the cost of maintaining Del Amo and Valley View center medians and part of the Pioneer center median landscaped areas will be paid for through joint agreements with the Cities of Lakewood, Buena Park and La Mirada. This Division also oversees the maintenance of the center medians, AD-6, ADP-2, arterial contracts and the Art Center landscape maintenance.

ACTIVITY OBJECTIVES

1. To ensure beautification and aesthetic standards are achieved through the maintenance of all City parkways, medians and other landscaped areas.
2. To provide a continuing program of landscape replacement and renovation to ensure the lasting appearance of the median landscaped area.
3. To control weeds along improved public rights-of-way as needed for safety and aesthetic value.
4. Oversee the contract maintenance of the center medians, AD-6, arterial planter areas, ADP-2 Landscape Area, the freeway landscape areas and the Art Center areas.

ACTIVITY WORKLOAD STATISTICS	2019-2020 ACTUAL	2020-2021 ESTIMATED	2021-2022 FORECASTED
Total approximate square feet of center street medians	1,000,000	1,000,000	1,000,000
Total approximate square feet of ADP-2 & AD-6 buffer landscape area	1,128,000	1,128,000	1,128,000
Total approximate square footage of sidewalk planters	972,163	972,163	972,163
Total square footage of freeway landscape	797,000	797,000	797,000

SIGNIFICANT ACTIVITY PROGRAM CHANGES

CHANGES

No significant activity program changes.

DEPARTMENTAL ACTIVITY DETAIL

ACTIVITY EXPENDITURES

DEPARTMENT: Public Works / Water & Power

ACTIVITY: Parks/Trees Maintenance - Median and Parkway

CODE: 352

	2018-2019 ACTUAL	2019-2020 ACTUAL	2020-2021 BUDGET	2020-2021 ESTIMATED	2021-2022 PROPOSED	2021-2022 APPROVED
PERSONNEL EXPENSE						
51010 Regular Earnings	75,589	75,298	74,030	74,030	74,320	74,320
51021 Overtime	2,311	5,519	411	411	411	411
52400 Employee Benefits	73,312	83,341	77,730	77,730	88,440	88,440
TOTAL PERSONNEL	151,212	164,158	152,171	152,171	163,171	163,171
OPERATIONS AND MAINTENANCE						
53090 Uniform and Shoes	510	666	790	790	790	790
53091 Vehicle Operations	1,954	1,676	3,800	3,800	3,800	3,800
61340 Outside Services	2,267	9,839	6,870	6,870	6,870	6,870
61430 Professional Services	1,321,844	1,299,915	1,066,674	1,066,674	1,066,674	1,066,674
63520 Special Supplies	3,147	2,657	2,660	2,660	2,660	2,660
63530 Small Tools	118	144	150	150	150	150
67010 Water	337,883	355,500	336,960	336,960	336,960	336,960
67040 Electricity	42,921	22,903	39,600	39,600	39,600	39,600
67060 Cellular Phone	0	0	480	480	480	480
69970 Non-Cap Expenditures - Machinery	2,007	2,031	0	0	0	0
TOTAL OPERATIONS AND MAINTENANCE	1,712,651	1,695,331	1,457,984	1,457,984	1,457,984	1,457,984
CAPITAL OUTLAY						
79030 Improvements	0	0	0	0	0	0
79050 Furniture Fixtures and Office	0	0	0	0	0	0
79070 Machinery and Equipment	0	0	2,040	2,040	2,040	2,040
TOTAL CAPITAL OUTLAY	0	0	2,040	2,040	2,040	2,040
ACTIVITY TOTAL	1,863,863	1,859,489	1,612,195	1,612,195	1,623,195	1,623,195

DEPARTMENTAL ACTIVITY DETAIL

ACTIVITY COMMENTARY

DEPARTMENT: Public Works / Water & Power
ACTIVITY: Parks/Trees Maintenance - Parkway Trees
CODE: 353

In 1999, the City of Cerritos was designated as a Tree City USA by the National Arbor Foundation. This designation was granted for the City's commitment to the preservation and maintenance of the approximately 30,000 trees located in the parks, parkways and medians.

ACTIVITY DESCRIPTION

The Parkway Trees Division is responsible for planting, maintaining, repairing and replacing all trees located in City rights-of-way and in other public areas. Personnel assigned to this division help maintain tree wells and similar facilities.

ACTIVITY OBJECTIVES

1. To preserve municipal beautification efforts and support the City's designation as a Tree City USA through constant maintenance of tree wells and street trees in the City.
2. To constantly monitor the health of street trees and take steps necessary to prevent damaging diseases and retard other forms of insect and plant life harmful to street trees.
3. To grow at the City nursery a portion of the special trees for public and street tree programs.
4. Oversee the contract trimming of City street trees.
5. Provide assistance to the Cerritos Property Preservation Commission regarding implementation of the City's tree removal policy.

ACTIVITY WORKLOAD STATISTICS	2019-2020 ACTUAL	2020-2021 ESTIMATED	2021-2022 FORECASTED
New street trees planted by City	100	150	200
Street trees maintained	28,350	28,500	28,700
Street trees treated for disease prevention	50	50	50
Street trees replaced	50	150	150
Street trees trimmed	5,000	6,500	8,000
Service calls made	1,900	1,900	2,000

SIGNIFICANT ACTIVITY PROGRAM CHANGES

CHANGES

No significant activity program changes.

DEPARTMENTAL ACTIVITY DETAIL

ACTIVITY EXPENDITURES

DEPARTMENT: Public Works / Water & Power
ACTIVITY: Parks/Trees Maintenance - Parkway Trees
CODE: 353

	2018-2019 ACTUAL	2019-2020 ACTUAL	2020-2021 BUDGET	2020-2021 ESTIMATED	2021-2022 PROPOSED	2021-2022 APPROVED
PERSONNEL EXPENSE						
51010 Regular Earnings	436,616	450,516	457,000	518,542	507,500	507,500
51021 Overtime	16,130	17,210	6,302	6,302	6,302	6,302
52010 Regular Earnings - Part Time	0	0	0	0	0	0
52015 Special Project Earnings - Part Time	3,350	0	0	0	0	0
52400 Employee Benefits	451,101	507,047	498,130	565,211	624,230	624,230
TOTAL PERSONNEL	907,197	974,773	961,432	1,090,055	1,138,032	1,138,032
OPERATIONS AND MAINTENANCE						
53020 Dues and Publications	595	230	340	340	340	340
53070 Reimbursed Mileage	1,460	1,331	0	0	0	0
53080 Travel and Meeting	0	0	200	200	200	200
53090 Uniform and Shoes	4,478	4,630	5,500	5,500	5,500	5,500
53091 Vehicle Operations	19,619	18,117	21,500	21,500	21,500	21,500
61430 Professional Services	680,007	618,715	728,831	728,831	728,831	728,831
63280 Plant and Trees	14,070	16,213	10,900	10,900	10,900	10,900
63520 Special Supplies	10,902	11,663	10,840	10,840	10,840	10,840
63530 Small Tools	159	219	220	220	220	220
67010 Water	2,992	3,097	2,920	2,920	2,920	2,920
67060 Cellular Phone	608	613	960	960	960	960
TOTAL OPERATIONS AND MAINTENANCE	734,890	674,828	782,211	782,211	782,211	782,211
CAPITAL OUTLAY						
79050 Furniture Fixtures and Office	0	0	0	0	0	0
79070 Machinery and Equipment	0	0	0	0	0	0
TOTAL CAPITAL OUTLAY	0	0	0	0	0	0
ACTIVITY TOTAL	1,642,087	1,649,601	1,743,643	1,872,266	1,920,243	1,920,243

DEPARTMENTAL ACTIVITY DETAIL

ACTIVITY COMMENTARY

DEPARTMENT: Public Works / Water & Power
ACTIVITY: Parks/Trees Maintenance - Parks
CODE: 354

ACTIVITY DESCRIPTION

The responsibilities of the Park Maintenance Division include providing of parks and ground maintenance services for the City's park system, which consists of 18 neighborhood parks and three community parks. Park maintenance personnel also maintain the ground adjacent to public buildings and other open space areas.

ACTIVITY OBJECTIVES

1. To ensure the public grounds and landscaped areas are attractively maintained and suitable for public use at all times.
2. To maintain sports fields in good playable condition.
3. To repair damaged landscaped areas promptly and efficiently in order to encourage and provide for the constant use of public open-space lands.
4. To control weeds along improved rights-of-way as needed for safety and aesthetic value.

ACTIVITY WORKLOAD STATISTICS	2019-2020 ACTUAL	2020-2021 ESTIMATED	2021-2022 FORECASTED
Total park and public acreage maintained includes:	205	205	205

SIGNIFICANT ACTIVITY PROGRAM CHANGES

CHANGES

No significant activity program changes.

DEPARTMENTAL ACTIVITY DETAIL

ACTIVITY EXPENDITURES

DEPARTMENT: Public Works / Water & Power
ACTIVITY: Parks/Trees Maintenance - Parks
CODE: 354

	2018-2019 ACTUAL	2019-2020 ACTUAL	2020-2021 BUDGET	2020-2021 ESTIMATED	2021-2022 PROPOSED	2021-2022 APPROVED
PERSONNEL EXPENSE						
51010 Regular Earnings	1,408,263	1,415,017	1,302,000	1,459,402	1,433,980	1,433,980
51021 Overtime	36,811	21,348	13,529	13,529	13,529	13,529
52010 Regular Earnings - Part Time	13,403	7,708	12,770	63,850	63,850	63,850
52021 Overtime Earnings - Part Time	0	0	0	0	0	0
52400 Employee Benefits	1,414,240	1,500,114	1,377,723	1,446,034	1,809,080	1,809,080
TOTAL PERSONNEL	2,872,717	2,944,187	2,706,022	2,982,815	3,320,439	3,320,439
OPERATIONS AND MAINTENANCE						
53020 Dues and Publications	2,915	1,200	4,280	4,280	4,280	4,280
53070 Reimbursed Mileage	10	0	0	0	0	0
53080 Travel and Meeting	600	179	600	600	600	600
53090 Uniform and Shoes	19,087	14,136	19,780	19,780	19,780	19,780
53091 Vehicle Operations	51,010	47,690	46,800	46,800	46,800	46,800
61340 Outside Services	393	0	1,500	1,500	1,500	1,500
61430 Professional Services	30,289	28,257	22,215	22,215	22,215	22,215
63520 Special Supplies	84,918	86,429	73,450	73,450	73,450	73,450
63530 Small Tools	241	877	1,600	1,600	1,600	1,600
65020 Building and Grounds	462	2,578	4,170	4,170	4,170	4,170
65131 Rent Other Equipment	0	0	950	950	950	950
67010 Water	140,455	145,820	120,270	140,270	120,270	120,270
67060 Cellular Phone	875	1,037	1,440	1,440	1,440	1,440
69970 Non-Cap Expenditures - Machinery	0	689	0	0	0	0
TOTAL OPERATIONS AND MAINTENANCE	331,255	328,892	297,055	317,055	297,055	297,055
CAPITAL OUTLAY						
79050 Furniture Fixtures and Office	0	0	0	0	0	0
79070 Machinery and Equipment	0	0	1,400	1,400	1,400	1,400
TOTAL CAPITAL OUTLAY	0	0	1,400	1,400	1,400	1,400
ACTIVITY TOTAL	3,203,972	3,273,079	3,004,477	3,301,270	3,618,894	3,618,894

DEPARTMENTAL ACTIVITY DETAIL

ACTIVITY COMMENTARY

DEPARTMENT: Public Works / Water & Power
ACTIVITY: Parks/Trees Maintenance - Golf Course
CODE: 355

ACTIVITY DESCRIPTION

The Golf Course Maintenance Division is assigned the responsibility of maintaining a nine-hole executive golf course consisting of approximately 29 acres, which includes 15 sand traps, a 1.5 acre lake, a practice driving range, an 18-hole practice putting green and an 8,000 square foot turf nursery.

ACTIVITY OBJECTIVES

1. To ensure aesthetic standards of the golf course are maintained through proper landscape maintenance.
2. To ensure maximum golf course play through proper maintenance.

SIGNIFICANT ACTIVITY PROGRAM CHANGES

CHANGES

No significant activity program changes.

DEPARTMENTAL ACTIVITY DETAIL

ACTIVITY EXPENDITURES

DEPARTMENT: Public Works / Water & Power
ACTIVITY: Parks/Trees Maintenance - Golf Course
CODE: 355

	2018-2019 ACTUAL	2019-2020 ACTUAL	2020-2021 BUDGET	2020-2021 ESTIMATED	2021-2022 PROPOSED	2021-2022 APPROVED
PERSONNEL EXPENSE						
51010 Regular Earnings	69,286	130,169	195,650	195,650	203,440	203,440
51021 Overtime	7,892	13,572	1,902	1,902	1,902	1,902
52400 Employee Benefits	78,735	155,216	213,260	213,260	250,230	250,230
TOTAL PERSONNEL	155,913	298,957	410,812	410,812	455,572	455,572
OPERATIONS AND MAINTENANCE						
53020 Dues and Publications	0	0	0	0	0	0
53070 Reimbursed Mileage	0	0	0	0	0	0
53080 Travel and Meeting	0	0	0	0	0	0
53090 Uniform and Shoes	0	1,752	2,360	2,360	2,360	2,360
53091 Vehicle Operations	0	0	7,200	7,200	7,200	7,200
61340 Outside Services	0	0	2,000	2,000	2,000	2,000
61430 Professional Services	4,293	1,240	3,870	3,870	3,870	3,870
63520 Special Supplies	29,822	34,874	29,790	29,790	29,790	29,790
63530 Small Tools	174	0	720	720	720	720
65010 Air Conditioning Maintenance	440	528	580	580	580	580
65020 Building and Grounds	5,156	3,527	3,791	8,791	3,791	3,791
67010 Water	20,787	21,339	35,780	35,780	35,780	35,780
67030 Natural Gas	1,049	1,031	1,800	1,800	1,800	1,800
67040 Electricity	32,584	32,179	33,120	33,120	33,120	33,120
TOTAL OPERATIONS AND MAINTENANCE	94,305	96,470	121,011	126,011	121,011	121,011
CAPITAL OUTLAY						
79070 Machinery and Equipment	0	0	0	0	0	0
TOTAL CAPITAL OUTLAY	0	0	0	0	0	0
ACTIVITY TOTAL	250,218	395,427	531,823	536,823	576,583	576,583

DEPARTMENTAL ACTIVITY DETAIL

ACTIVITY COMMENTARY

DEPARTMENT: Public Works / Water & Power

ACTIVITY: Water & Power Management

CODE: 361

ACTIVITY DESCRIPTION

The primary responsibility of this office is the coordination of the various divisions within the Cerritos Water Utility and the Cerritos Electric Utility.

ACTIVITY OBJECTIVES

1. To provide professional expertise in the coordination of the two Cerritos utilities.

SIGNIFICANT ACTIVITY PROGRAM CHANGES

CHANGES

No significant activity program changes.

DEPARTMENTAL ACTIVITY DETAIL

ACTIVITY EXPENDITURES

DEPARTMENT: Public Works / Water & Power

ACTIVITY: Water & Power Management

CODE: 361

	2018-2019 ACTUAL	2019-2020 ACTUAL	2020-2021 BUDGET	2020-2021 ESTIMATED	2021-2022 PROPOSED	2021-2022 APPROVED
PERSONNEL EXPENSE						
51010 Regular Earnings	211,845	191,885	0	0	0	0
52400 Employee Benefits	127,014	178,084	0	0	0	0
TOTAL PERSONNEL	338,859	369,969	0	0	0	0
OPERATIONS AND MAINTENANCE						
53010 Auto Allowance	3,600	4,800	0	0	0	0
53020 Dues and Publications	3,500	0	2,200	2,200	2,200	2,200
53080 Travel and Meeting	(500)	0	800	800	800	800
61430 Professional Services	0	0	68,330	68,330	68,330	68,330
67060 Cellular Phone	1,161	600	0	0	0	0
TOTAL OPERATIONS AND MAINTENANCE	7,761	5,400	71,330	71,330	71,330	71,330
CAPITAL OUTLAY						
79050 Furniture Fixtures and Office	0	0	0	0	0	0
TOTAL CAPITAL OUTLAY	0	0	0	0	0	0
ACTIVITY TOTAL	346,620	375,369	71,330	71,330	71,330	71,330

DEPARTMENTAL ACTIVITY DETAIL

ACTIVITY COMMENTARY

DEPARTMENT: Public Works / Water & Power

ACTIVITY: Water Management

CODE: 362

ACTIVITY DESCRIPTION

The Water Superintendent is responsible for overall management and administration of the Water Division. Through this office, various water operating services which include Water Production and Distribution, Water Operations, Water Inspection and Water Quality Control are managed to assure efficient and effective operations. Also included is the overall management and administration of the City's Reclaimed Water System. The primary function of this office is to ensure system capabilities which always exceed system demands, to evaluate and advise City officers of water requirements and projected future costs, and to ensure an uninterrupted source of water supply that meets or exceeds all water quality standards.

ACTIVITY OBJECTIVES

1. To supervise implementation of water related Capital Projects.
2. To plan and coordinate all Water Division activities.
3. To evaluate and use the most cost effective operation of water facilities.
4. Purchase and lease additional water rights as they become available.
5. To sign up additional reclaimed water users.

SIGNIFICANT ACTIVITY PROGRAM CHANGES

CHANGES

Decrease in Professional Services due to the completion of the Urban Water Management Plan and the Risk and Resilience Assessment (61430).

-\$48,000

DEPARTMENTAL ACTIVITY DETAIL

ACTIVITY EXPENDITURES

DEPARTMENT: Public Works / Water & Power

ACTIVITY: Water Management

CODE: 362

	2018-2019 ACTUAL	2019-2020 ACTUAL	2020-2021 BUDGET	2020-2021 ESTIMATED	2021-2022 PROPOSED	2021-2022 APPROVED
PERSONNEL EXPENSE						
51010 Regular Earnings	262,782	275,546	290,775	290,775	279,330	279,330
51021 Overtime	0	0	0	0	0	0
52010 Regular Earnings - Part Time	0	0	0	0	0	0
52400 Employee Benefits	248,740	280,883	278,490	278,490	318,440	318,440
TOTAL PERSONNEL	511,522	556,429	569,265	569,265	597,770	597,770
OPERATIONS AND MAINTENANCE						
53010 Auto Allowance	3,600	3,600	3,600	3,600	3,600	3,600
53020 Dues and Publications	27,174	35,537	36,200	36,200	36,200	36,200
53030 Education and Training	5,048	4,825	7,000	4,000	10,000	10,000
53070 Reimbursed Mileage	0	0	360	360	360	360
53080 Travel and Meeting	483	583	600	600	600	600
53090 Uniform and Shoes	291	321	950	950	950	950
53091 Vehicle Operations	0	0	500	500	500	500
61180 Engineering Services	0	0	500	500	500	500
61310 Legal Services	0	0	0	0	0	0
61430 Professional Services	7,471	22,347	73,000	79,000	25,000	25,000
61612 Water Master Assessment	48,773	53,217	65,550	65,550	65,550	65,550
63230 Maps and Publications	0	0	500	500	500	500
63250 Office Supplies	462	97	500	500	500	500
63520 Special Supplies	204	85	1,000	1,000	1,000	1,000
67060 Cellular Phone	1,800	1,800	2,400	2,400	2,400	2,400
TOTAL OPERATIONS AND MAINTENANCE	95,307	122,413	192,660	195,660	147,660	147,660
CAPITAL OUTLAY						
79030 Improvements	0	0	0	0	0	0
79050 Furniture Fixtures and Office	0	0	500	500	500	500
79070 Machinery and Equipment	0	0	0	0	0	0
TOTAL CAPITAL OUTLAY	0	0	500	500	500	500
ACTIVITY TOTAL	606,829	678,842	762,425	765,425	745,930	745,930

DEPARTMENTAL ACTIVITY DETAIL

ACTIVITY COMMENTARY

DEPARTMENT: Public Works / Water & Power
ACTIVITY: Water Production and Distribution
CODE: 363

ACTIVITY DESCRIPTION

Within the Water Division, the Production and Distribution section is responsible for adequate delivery of purified potable water to water system consumers. Major functional areas of responsibility include: water reservoir and storage operations, pumping operations, water treatment to meet all health department standards, and operations of the related control system. Maintenance of all the major functional areas is also part of the activity. Production and Distribution is responsible for adequate water stored to supply normal and emergency operating conditions. The water operations telemetry system allows control of various water facilities from a central location. It also provides instantaneous data from all locations in the water system.

ACTIVITY OBJECTIVES

1. To accomplish repairs and maintenance whenever possible without outside assistance at lower cost to the City.
2. To ensure efficient operation of system pumps and motors.
3. To achieve maximum pumpage of wells ensuring lower cost of water to consumers.
4. To ensure adequate reservoir levels so peak system demand and emergencies can be met.
5. To implement water treatment methods which meet all State and Federal Health Agency requirements.

	2019-2020	2020-2021	2021-2022
ACTIVITY WORKLOAD STATISTICS	ACTUAL	ESTIMATED	FORECASTED
Acre feet of water purchased (from MWD)	83	100	120
Acre feet of water rights pumped (from wells)	8,850	8,900	9,000
MWD water costs (\$ per acre foot)	\$1,268	\$1,302	\$1,340
Well pumping assessments (\$ per acre foot)	\$382	\$398	\$440

SIGNIFICANT ACTIVITY PROGRAM CHANGES

CHANGES

No significant activity program changes.

DEPARTMENTAL ACTIVITY DETAIL

ACTIVITY EXPENDITURES

DEPARTMENT: Public Works / Water & Power
ACTIVITY: Water Production and Distribution
CODE: 363

	2018-2019 ACTUAL	2019-2020 ACTUAL	2020-2021 BUDGET	2020-2021 ESTIMATED	2021-2022 PROPOSED	2021-2022 APPROVED
PERSONNEL EXPENSE						
51010 Regular Earnings	196,479	223,647	224,640	224,640	224,640	224,640
51021 Overtime	107,941	113,373	81,952	81,952	81,952	81,952
52400 Employee Benefits	233,758	281,557	240,364	240,364	267,320	267,320
TOTAL PERSONNEL	538,178	618,577	546,956	546,956	573,912	573,912
OPERATIONS AND MAINTENANCE						
53070 Reimbursed Mileage	0	0	2,300	2,300	2,300	2,300
53080 Travel and Meeting	0	0	2,400	2,400	2,400	2,400
53090 Uniform and Shoes	3,484	2,410	11,200	11,200	11,200	11,200
53091 Vehicle Operations	8,926	6,152	10,500	10,500	10,500	10,500
61340 Outside Services	257,981	113,497	143,300	73,300	143,300	143,300
61360 Permit Fees	41,516	33,321	47,360	42,360	47,360	47,360
61430 Professional Services	26,840	25,940	19,500	19,500	19,500	19,500
63520 Special Supplies	11,938	11,228	15,000	15,000	15,000	15,000
63530 Small Tools	654	707	830	830	830	830
65212 Water Production Equipment	74,623	49,334	80,410	260,410	80,410	80,410
65213 Water Well Pumping Assessment	2,657,821	2,649,553	3,013,000	3,013,000	3,013,000	3,013,000
67020 MWD Purchase	74,412	201,910	460,660	210,660	460,660	460,660
67030 Natural Gas	201,161	221,493	202,620	202,620	202,620	202,620
67040 Electricity	18,359	19,811	23,000	23,000	23,000	23,000
67050 Telephone	17,498	18,419	19,940	19,940	19,940	19,940
67060 Cellular Phone	0	0	400	400	400	400
67070 Power	434,248	478,427	468,480	468,480	468,480	468,480
69050 Leased Water Rights	834,529	706,299	744,500	744,500	744,500	744,500
TOTAL OPERATIONS AND MAINTENANCE	4,663,990	4,538,501	5,265,400	5,120,400	5,265,400	5,265,400
CAPITAL OUTLAY						
79050 Furniture Fixtures and Office	0	0	1,000	1,000	1,000	1,000
79070 Machinery and Equipment	0	0	0	0	0	0
TOTAL CAPITAL OUTLAY	0	0	1,000	1,000	1,000	1,000
ACTIVITY TOTAL	5,202,168	5,157,078	5,813,356	5,668,356	5,840,312	5,840,312

DEPARTMENTAL ACTIVITY DETAIL

ACTIVITY COMMENTARY

DEPARTMENT: Public Works / Water & Power

ACTIVITY: Water Operations

CODE: 364

ACTIVITY DESCRIPTION

The Water Operations function is to maintain the water transmission pipelines, water mains, water service lines, valves, pressure regulators, air and vacuum release devices, fire hydrants, and water service meters. Personnel assigned to Water Operations perform installations, repairs and preventative maintenance to the water system, which includes a valve maintenance program, a flushing program and a meter change out program. This area of the Water Division is also responsible for reading all water meters in the City on a bimonthly basis and responding to requests from water customers regarding water consumption and checking for possible leaks.

ACTIVITY OBJECTIVES

1. To install, repair and perform good preventative maintenance ensuring added years of operation to the City water system.
2. To guarantee the uninterrupted delivery of water to consumers through a constant preventative maintenance and repair program.
3. To carry out a meter change out program, where older system meters will be replaced with new meters. Also, to adapt existing meters with remote reading technology.
4. To carry out an on-going flushing program to reduce sediment that builds up in the City's piping system.

ACTIVITY WORKLOAD STATISTICS	2019-2020 ACTUAL	2020-2021 ESTIMATED	2021-2022 FORECASTED
Total number water services	15,757	15,762	15,767
Total number of fire services	298	300	305
Miles of water mains in service	183	185	186
Total fire hydrants in service	1,680	1,681	1,682
Water main, services & fire hydrant repairs	35	40	40
Water meters changed	364	465	515
High water bill complaints requiring field follow-up or meter testing	163	150	200

SIGNIFICANT ACTIVITY PROGRAM CHANGES

Increase in capital outlay Motor Vehicles (79060) for water operations trucks (see [Property Control](#) for details)

CHANGES
+\$242,000

DEPARTMENTAL ACTIVITY DETAIL

ACTIVITY EXPENDITURES

DEPARTMENT: Public Works / Water & Power

ACTIVITY: Water Operations

CODE: 364

	2018-2019 ACTUAL	2019-2020 ACTUAL	2020-2021 BUDGET	2020-2021 ESTIMATED	2021-2022 PROPOSED	2021-2022 APPROVED
PERSONNEL EXPENSE						
51010 Regular Earnings	352,300	323,730	330,600	330,600	330,600	330,600
51021 Overtime	107,499	102,500	18,422	18,422	18,422	18,422
52400 Employee Benefits	395,938	393,562	357,048	357,048	406,640	406,640
TOTAL PERSONNEL	855,737	819,792	706,070	706,070	755,662	755,662
OPERATIONS AND MAINTENANCE						
53070 Reimbursed Mileage	0	0	1,700	1,700	1,700	1,700
53080 Travel and Meeting	0	0	500	500	500	500
53090 Uniform and Shoes	7,840	4,233	8,990	8,990	8,990	8,990
53091 Vehicle Operations	18,588	18,389	18,000	18,000	18,000	18,000
61340 Outside Services	202,482	389,742	89,480	159,480	89,480	89,480
61430 Professional Services	4,192	13,835	19,000	19,000	16,600	16,600
63520 Special Supplies	4,324	5,664	8,460	8,460	8,460	8,460
63530 Small Tools	2,031	2,347	4,440	4,440	4,440	4,440
63675 Emergency Water Storage Supplies	0	1,851	2,000	2,000	2,000	2,000
63710 Water Meters	56,398	40,114	60,330	60,330	60,330	60,330
65020 Building and Grounds	43	0	700	700	700	700
65131 Rent Other Equipment	0	0	1,500	1,500	1,500	1,500
65210 Distribution Systems	55,552	40,800	54,500	66,500	54,500	54,500
65211 Water - Special Maintenance	14,983	15,119	18,350	18,350	18,350	18,350
67060 Cellular Phone	4,384	4,707	1,800	4,200	4,200	4,200
TOTAL OPERATIONS AND MAINTENANCE	370,817	536,801	289,750	374,150	289,750	289,750
CAPITAL OUTLAY						
79050 Furniture Fixtures and Office	0	0	0	0	0	0
79060 Motor Vehicles ¹⁰	0	0	0	0	242,000	242,000
79070 Machinery and Equipment	0	0	0	0	0	0
TOTAL CAPITAL OUTLAY	0	0	0	0	242,000	242,000
ACTIVITY TOTAL	1,226,554	1,356,593	995,820	1,080,220	1,287,412	1,287,412

¹⁰ See [Property Control](#) for Motor Vehicle details.

DEPARTMENTAL ACTIVITY DETAIL

ACTIVITY COMMENTARY

DEPARTMENT: Public Works / Water & Power

ACTIVITY: Water Inspection

CODE: 365

ACTIVITY DESCRIPTION

The Water Inspection activity has been established within the Water Division to ensure the continuing quality of water delivered to consumers through an on-going program of treatment and testing. Samples are taken at scheduled intervals throughout the year from specific locations within the water system on a selected basis to undergo professional laboratory testing including bacteriological content and chemical analysis. Personnel assigned to this section also provide cross-connection control through inspection of backflow prevention devices within the water system. Also included is the inspection of all newly constructed water lines, fire hydrants and water services and marking the location of water facilities as required by outside contractors.

ACTIVITY OBJECTIVES

1. To ensure that water quality within the distribution system is maintained in accordance with federal, state and county water quality standards and promptly respond to questions from the consumers regarding water quality.
2. To provide field inspection of all backflow prevention devices.
3. To conduct an on-going program of cross-connection control.
4. To inspect all newly constructed water facilities.
5. To respond to all water location requests from contractors.

ACTIVITY WORKLOAD STATISTICS	2019-2020	2020-2021	2021-2022
	ACTUAL	ESTIMATED	FORECASTED
Backflow devices testing notices sent to others	168	170	172
City-owned backflow devices tested	154	154	159
Cross-connection inspections performed	1	1	1
Bacteriological samples performed	1,194	1,194	1,194
Color, odor, turbidity tests performed	276	276	276
Chemical, radiological, gen. mineral samples	240	240	240
T.H.M. (Trihalomethane samples)	64	64	64

SIGNIFICANT ACTIVITY PROGRAM CHANGES

CHANGES

No significant activity program changes.

DEPARTMENTAL ACTIVITY DETAIL

ACTIVITY EXPENDITURES

DEPARTMENT: Public Works / Water & Power

ACTIVITY: Water Inspection

CODE: 365

	2018-2019 ACTUAL	2019-2020 ACTUAL	2020-2021 BUDGET	2020-2021 ESTIMATED	2021-2022 PROPOSED	2021-2022 APPROVED
PERSONNEL EXPENSE						
51010 Regular Earnings	84,144	89,053	85,344	85,344	85,344	85,344
52400 Employee Benefits	77,758	91,291	87,904	87,904	85,344	85,344
TOTAL PERSONNEL	161,902	180,344	173,248	173,248	170,688	170,688
OPERATIONS AND MAINTENANCE						
53020 Dues and Publications	0	445	1,150	1,150	1,150	1,150
53070 Reimbursed Mileage	0	0	240	240	240	240
53080 Travel and Meeting	0	0	200	200	200	200
53090 Uniform and Shoes	202	521	950	950	950	950
53091 Vehicle Operations	2,134	1,826	2,700	2,700	2,700	2,700
61350 Outside Processing	61,868	66,085	62,440	62,440	62,440	62,440
61611 Water Treatment Services	125,560	151,311	128,575	128,575	128,575	128,575
63520 Special Supplies	2,174	827	3,100	3,100	3,100	3,100
63530 Small Tools	128	0	200	200	200	200
65211 Water - Special Maintenance	13,612	29,427	25,000	25,000	25,000	25,000
TOTAL OPERATIONS AND MAINTENANCE	205,678	250,442	224,555	224,555	224,555	224,555
CAPITAL OUTLAY						
79050 Furniture Fixtures and Office	0	0	0	0	0	0
79070 Machinery and Equipment	0	0	0	0	0	0
TOTAL CAPITAL OUTLAY	0	0	0	0	0	0
ACTIVITY TOTAL	367,580	430,786	397,803	397,803	395,243	395,243

DEPARTMENTAL ACTIVITY DETAIL

ACTIVITY COMMENTARY

DEPARTMENT: Public Works / Water & Power
ACTIVITY: Reclaimed Water Operations
CODE: 366

ACTIVITY DESCRIPTION

The Reclaimed Water Operations account is responsible for ensuring adequate delivery of reclaimed water to reclaimed water system consumers.

ACTIVITY OBJECTIVES

1. To install, repair and perform good preventative maintenance ensuring added years of operation to the reclaimed water system.
2. To guarantee the uninterrupted supply of reclaimed water to consumers through a constant preventative maintenance and repair program.
3. To work in conjunction with the Los Angeles County Sanitation District to ensure that the water quality within the distribution system is maintained in accordance with federal, state and county water quality standards.
4. To connect privately owned landscape areas in the AD-6 area to reclaimed water.

ACTIVITY WORKLOAD STATISTICS	2019-2020 ACTUAL	2020-2021 ESTIMATED	2021-2022 FORECASTED
Total acre feet of water produced	2,215	2,315	2,615
Total number of water services	258	260	260
Total miles of water main in service	28	28	28

SIGNIFICANT ACTIVITY PROGRAM CHANGES	CHANGES
Increase to Rent Building & Grounds (65132).	+ \$8,190
Decrease in Distribution Systems (65210).	- \$10,000

DEPARTMENTAL ACTIVITY DETAIL

ACTIVITY EXPENDITURES

DEPARTMENT: Public Works / Water & Power

ACTIVITY: Reclaimed Water Operations

CODE: 366

	2018-2019 ACTUAL	2019-2020 ACTUAL	2020-2021 BUDGET	2020-2021 ESTIMATED	2021-2022 PROPOSED	2021-2022 APPROVED
PERSONNEL EXPENSE						
51021 Overtime	0	0	0	0	0	0
TOTAL PERSONNEL	0	0	0	0	0	0
OPERATIONS AND MAINTENANCE						
53080 Travel and Meeting	0	101	100	100	100	100
53091 Vehicle Operations	1,953	1,690	3,000	3,000	3,000	3,000
61340 Outside Services	2,475	69,830	4,000	304,000	4,000	4,000
61430 Professional Services	1,791	557	6,500	6,500	6,500	6,500
63520 Special Supplies	0	235	500	500	500	500
63530 Small Tools	25	102	400	400	400	400
63710 Water Meters	0	3,801	3,000	3,000	3,000	3,000
63720 Water Purchase	311,534	230,281	300,750	250,750	300,750	300,750
65020 Building and Grounds	0	0	300	300	300	300
65131 Rent Other Equipment	0	0	500	500	500	500
65132 Rent Building and Grounds	68,613	70,671	68,810	75,810	77,000	77,000
65210 Distribution Systems	1,118	2,738	10,000	3,000	0	0
65212 Water Production Equipment	69,420	104,888	105,000	65,000	105,000	105,000
67070 Power	205,241	214,353	216,440	216,440	216,440	216,440
TOTAL OPERATIONS AND MAINTENANCE	662,170	699,247	719,300	929,300	717,490	717,490
CAPITAL OUTLAY						
79050 Furniture Fixtures and Office	0	0	0	0	0	0
79070 Machinery and Equipment	0	0	0	0	0	0
TOTAL CAPITAL OUTLAY	0	0	0	0	0	0
ACTIVITY TOTAL	662,170	699,247	719,300	929,300	717,490	717,490

DEPARTMENTAL ACTIVITY DETAIL

ACTIVITY COMMENTARY

DEPARTMENT: Public Works / Water & Power
ACTIVITY: Electric Utility
CODE: 368

ACTIVITY DESCRIPTION

The Electric Utility Division was created to provide reliable electricity to customers in the City of Cerritos based on an “opt-in” model. The Electric Utility will provide an economically priced alternative to the prevailing electrical supplier. These goals are being accomplished through the implementation of a Community Aggregation program using the opportunities created by Assembly Bill 80 and other legislation.

ACTIVITY OBJECTIVES

By virtue of its ownership in the Magnolia Power Project, the City has become an active member in the Southern California Public Power Authority (SCPPA), a joint powers authority that acts as the financing agent for generation and transmission projects for the twelve municipally owned electric utilities in Southern California. The energy generated at the Magnolia plant, located in Burbank, is delivered to customers within the City of Cerritos. Southern California Edison, as the owner of the infrastructure, is obligated to provide delivery services to the customers contracting for electric service from the City. The Magnolia Power Plant is a long-term investment that will provide reliable and efficient power to the City for many years. Additionally beginning October 2017 Cerritos Electric Utility (CEU) began receiving hydroelectric power from the Boulder Canyon Project (BCP). This will provide an optimum means to deal with consumer peak power demand. The Electric Utility will pursue generation options that satisfy the City’s established Renewable Portfolio Standards and reliability requirements.

ACTIVITY WORKLOAD STATISTICS	2019-2020	2020-2021	2021-2022
	ACTUAL	ESTIMATED	FORECASTED
Owned and Contracted Capacity (mW)	16.0	16.0	16.0
System Annual Peak (mW)	16.0	16.0	16.0
Energy Sales (mWh)	66,000	66,000	70,000
Number of Service Accounts	300	310	320
City Generated Solar Energy (kWh)	350,000	350,000	350,000
Boulder Canyon Project (BCP) (MWh)	5,100	5,300	5,300

SIGNIFICANT ACTIVITY PROGRAM CHANGES	CHANGES
Increase in anticipated Professional Services (61430).	+\$5,000
Decrease in Cap and Trade / Green House Gas (67116).	-\$40,000
Increase in Fuel Expense due to anticipated Increase in forward market price (67120).	+\$300,000
Increase in Fuel Transportation due to anticipated Increase in forward market price (67121).	+\$52,850
Increase in Major Maintenance-Capital Improvement (Reserves) is based on MPP budget projection developed by SCPPA (67146).	+\$82,000
Increase in Billing Management due to anticipated residential customers (67190).	+\$86,600
Increase in Grid Management Charges (67193).	+\$100,000

DEPARTMENTAL ACTIVITY DETAIL

ACTIVITY EXPENDITURES

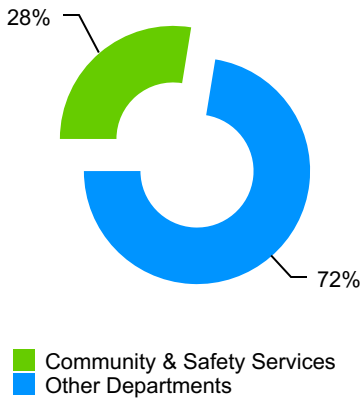
CODE: 368

	2018-2019	2019-2020	2020-2021	2020-2021	2021-2022	2021-2022
	ACTUAL	ACTUAL	BUDGET	ESTIMATED	PROPOSED	APPROVED
PERSONNEL EXPENSE						
51010 Regular Earnings	105,543	122,708	109,260	109,260	109,260	109,260
52400 Employee Benefits	100,762	118,633	107,070	107,070	122,370	122,370
TOTAL PERSONNEL	206,305	241,341	216,330	216,330	231,630	231,630
OPERATIONS AND MAINTENANCE						
53010 Auto Allowance	3,600	3,600	3,600	3,600	3,600	3,600
53020 Dues and Publications	0	3,806	4,500	4,500	5,500	5,500
53070 Reimbursed Mileage	0	0	0	0	0	0
53080 Travel and Meeting	233	96	100	100	100	100
61050 Bank Charges and Fees	7,194	7,668	8,000	8,000	12,000	12,000
61310 Legal Services	0	105,435	120,000	160,000	120,000	120,000
61430 Professional Services	96,104	12,075	20,000	20,000	25,000	25,000
63250 Office Supplies	0	185	500	1,000	1,000	1,000
63520 Special Supplies	0	2,450	5,000	5,500	5,500	5,500
67060 Cellular Phone	600	600	600	600	600	600
67085 Additional Energy Resources	131,610	0	200,000	25,000	200,000	200,000
67095 Magnolia Power Plant O & M	809,928	803,880	858,750	858,750	858,750	858,750
67101 Electric Transmission Scheduling Fee	350,400	350,427	350,400	350,400	350,400	350,400
67103 Power Scheduling Fee	56,443	49,441	72,000	72,000	72,000	72,000
67105 Transmission Losses	175	0	5,000	5,000	5,000	5,000
67110 Electric Special Assessment	0	0	50,000	50,000	50,000	50,000
67115 Reliability Service	0	0	65,000	35,000	65,000	65,000
67116 Cap and Trade / Green House Gas	270,900	285,920	360,000	319,000	320,000	320,000
67117 Renewable Portfolio	0	0	0	0	0	0
67118 Load Growth	0	0	0	0	0	0
67120 Fuel Expense	1,301,522	2,109,742	1,700,000	1,400,000	2,000,000	2,000,000
67121 Fuel Transportation	101,304	121,968	162,150	162,150	215,000	215,000
67131 Energy Resources WAPA	52,175	49,688	49,000	49,000	49,000	49,000
67132 Capacity WAPA	51,992	50,174	58,000	58,000	58,000	58,000
67133 LCRB Dam Fund	12,940	12,305	14,000	14,000	14,000	14,000
67134 LCR MSCP - Multi-Species Conservation Prog.	3,572	3,718	4,000	4,000	4,000	4,000
67135 BCP Capital Investment Repayment - Per Sch.	43,734	43,734	43,740	43,740	43,740	43,740
67146 Major Maintenance - Cap Impr (Reserves)	332,136	419,832	436,000	436,000	518,000	518,000
67147 Spare Parts - Cap Impr (Reserves)	24,000	24,000	56,480	56,480	56,480	56,480
67190 Billing Management	74,400	77,400	80,400	80,400	167,000	167,000
67191 General and Administrative	0	0	25,890	25,890	25,890	25,890
67193 Grid Management Charges	66,986	272,198	200,000	675,000	300,000	300,000
67194 Debt Service - Project B	828,000	768,000	858,820	858,820	858,820	858,820
67198 Regulatory Compliance	0	0	50,000	15,000	50,000	50,000
69013 Administrative Fees - SCPPA	62,569	175,687	175,000	175,000	175,000	175,000
69045 Interest Expense on Advances	0	0	225,000	225,000	225,000	225,000
TOTAL OPERATIONS AND MAINTENANCE	4,682,517	5,754,029	6,261,930	6,196,930	6,854,380	6,854,380
CAPITAL OUTLAY						
79050 Furniture Fixtures and Office	0	0	0	0	0	0
TOTAL CAPITAL OUTLAY	0	0	0	0	0	0
ACTIVITY TOTAL	4,888,822	5,995,370	6,478,260	6,413,260	7,086,010	7,086,010

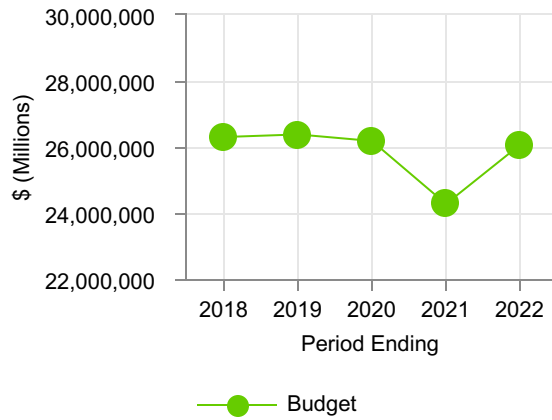
(This page is intentionally left blank)

COMMUNITY & SAFETY SERVICES

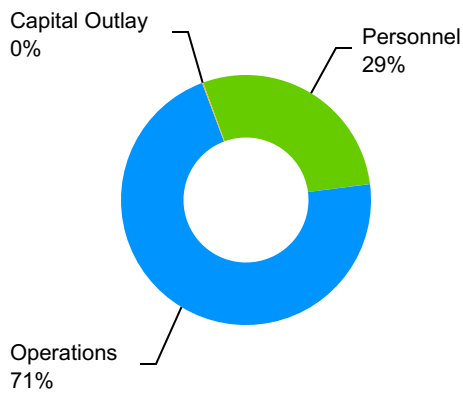
Percent of Operating Budget



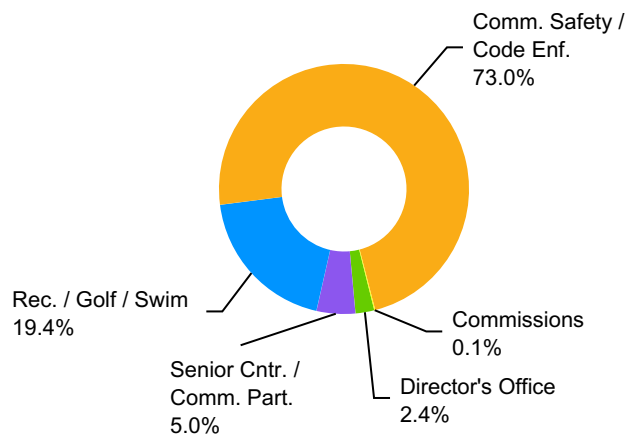
Budget History



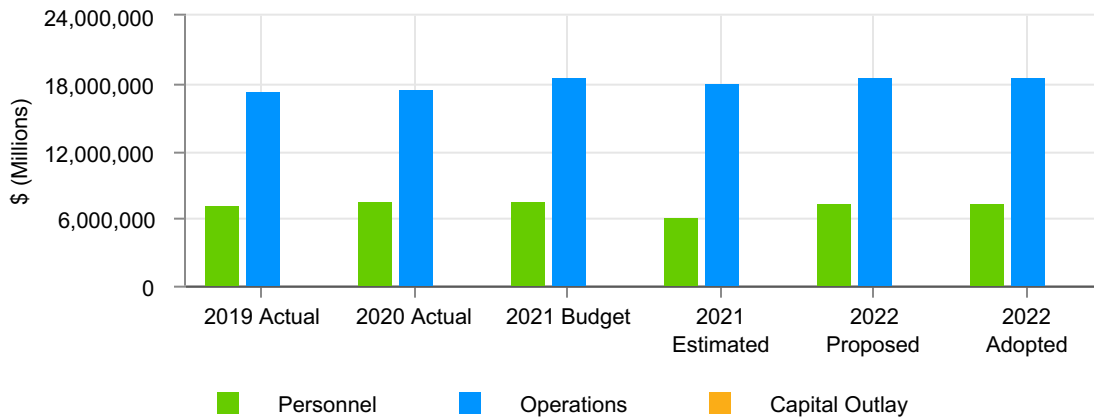
Department Breakdown



Division Breakdown



Activity Summary



DEPARTMENTAL ACTIVITY OVERVIEW

DEPARTMENT: Community & Safety Services

CODE: 400

OVERVIEW COMMENTARY

The Department of Community & Safety Services is responsible for providing the social, recreational, and public safety services of the City. The Department is divided into four operating divisions, which include the Office of the Director, Community Participation, Recreation Services, and Community Safety. The divisions provide direct staff services in the development and implementation of programs designed to enhance recreational and Social opportunities in Cerritos and to provide for the security of Cerritos residents.

Responsibilities of the Department include: (1) providing a balanced program of recreation and leisure services for the community; (2) administering the City's police, fire, and animal control contracts; (3) coordinating public and private agency programs made available to residents; (4) acting as a liaison between City officials and community groups; (5) researching, coordinating, and managing various types of grant programs to provide additional financial assistance to the City in meeting increased service demands; (6) ensuring the safety and security of Cerritos residents through a proactive "community policing" strategy; and (7) preserving the high quality of development in Cerritos through the efforts of the City's Code Enforcement Unit.

ACTIVITY SUMMARY

CLASSIFICATION	2018-2019 ACTUAL	2019-2020 ACTUAL	2020-2021 BUDGET	2020-2021 ESTIMATED	2021-2022 PROPOSED	2021-2022 APPROVED
Personnel Expense	7,312,450	7,647,512	7,614,743	6,147,981	7,438,002	7,438,002
Operations and Maintenance	17,469,430	17,589,656	18,655,125	18,120,532	18,614,120	18,586,620
Capital Outlay	0	0	1,000	5,530	41,000	41,000
TOTAL BUDGET	24,781,880	25,237,168	26,270,868	24,274,043	26,093,122	26,065,622

DEPARTMENTAL ACTIVITY DETAIL

ACTIVITY COMMENTARY

DEPARTMENT: Community & Safety Services

ACTIVITY: Community & Safety Services

CODE: 411

ACTIVITY DESCRIPTION

The Office of the Director is responsible for the administration and management of the Department of Community & Safety Services, as well as administration of the department's grant-funded programs.

The Office of the Director is also responsible for managing various capital projects and the parksite acquisition and park development program of the City. The Director's office seeks out alternative program funding sources by researching and preparing appropriate state and federal grant applications.

ACTIVITY OBJECTIVES

1. To act as a liaison between the City of Cerritos and the Sheriff's management staff assigned to the Cerritos Sheriff's Station.
2. To provide administrative guidance and support to the operational divisions of the department.
3. To administer the City's parking enforcement programs.
4. To administer the City's property maintenance code enforcement programs.
5. To serve as the Secretary to the Property Preservation Commission and to the Community Safety Committee.
6. To act as Emergency Service Coordinator for the City of Cerritos and represent the City at all Disaster Management Area E meetings and functions.
7. To administer and manage the City's Community Emergency Response Team (CERT) program.
8. To provide assistance with the Los Angeles County Sheriff's Department Volunteers on Patrol program.

SIGNIFICANT ACTIVITY PROGRAM CHANGES

CHANGES

No significant activity program changes.

DEPARTMENTAL ACTIVITY DETAIL

ACTIVITY EXPENDITURES

DEPARTMENT: Community & Safety Services

ACTIVITY: Community & Safety Services

CODE: 411

	2018-2019 ACTUAL	2019-2020 ACTUAL	2020-2021 BUDGET	2020-2021 ESTIMATED	2021-2022 PROPOSED	2021-2022 APPROVED
PERSONNEL EXPENSE						
51010 Regular Earnings	269,259	281,192	294,779	294,779	294,770	294,770
52400 Employee Benefits	211,425	239,725	294,779	294,779	333,090	333,090
TOTAL PERSONNEL	480,684	520,917	589,558	589,558	627,860	627,860
OPERATIONS AND MAINTENANCE						
53010 Auto Allowance	3,600	3,600	3,600	3,600	3,600	3,600
53020 Dues and Publications	0	0	200	0	200	200
53070 Reimbursed Mileage	0	0	500	0	500	500
53080 Travel and Meeting	246	0	500	0	500	500
63520 Special Supplies	0	0	250	250	250	250
67060 Cellular Phone	600	600	1,200	1,200	1,200	1,200
TOTAL OPERATIONS AND MAINTENANCE	4,446	4,200	6,250	5,050	6,250	6,250
CAPITAL OUTLAY						
79010 Land	0	0	0	0	0	0
79050 Furniture Fixtures and Office	0	0	0	0	0	0
TOTAL CAPITAL OUTLAY	0	0	0	0	0	0
ACTIVITY TOTAL	485,130	525,117	595,808	594,608	634,110	634,110

DEPARTMENTAL ACTIVITY DETAIL

ACTIVITY COMMENTARY

DEPARTMENT: Community & Safety Services
ACTIVITY: Community Participation
CODE: 421

ACTIVITY DESCRIPTION

The Community Participation Division of the Department of Community & Safety Services is a vital link between the City officials and the residents of Cerritos. Personnel assigned to this division advise Cerritos residents of the availability of services supplied by the City, other governmental agencies and various organizations. Technical staff assistance is provided to individuals and groups desiring to become involved in various types of City activities. This Division coordinates ceremonies and celebrations which recognize dignitaries and volunteers, commemorate ground breakings and dedicate new facilities. This Division also oversees the operation of the Senior Center.

ACTIVITY OBJECTIVES

1. To keep abreast of the changing programs and service needs and interests of the community.
2. To design and establish appropriate programs and services for residents of all ages.
3. To plan and execute awards and recognition programs and ceremonies for dignitaries, officials and volunteers.
4. To utilize all available resources to provide service, consumer information and referral to our community.
5. To develop, implement, supervise and evaluate programs and services to benefit the senior citizen population of our community.

SIGNIFICANT ACTIVITY PROGRAM CHANGES

CHANGES

Increase in Program Expenses and Supplies due to restored programming (63410).	+\$24,000
Reduction in Community Programs contribution to the Cerritos Regional Chamber of Commerce (63411).	-\$26,500

DEPARTMENTAL ACTIVITY DETAIL

ACTIVITY EXPENDITURES

DEPARTMENT: Community & Safety Services

ACTIVITY: Community Participation

CODE: 421

	2018-2019 ACTUAL	2019-2020 ACTUAL	2020-2021 BUDGET	2020-2021 ESTIMATED	2021-2022 PROPOSED	2021-2022 APPROVED
PERSONNEL EXPENSE						
51010 Regular Earnings	177,796	142,086	65,110	65,160	65,160	65,160
51021 Overtime	502	528	1,028	1,028	1,028	1,028
52400 Employee Benefits	157,403	134,143	66,415	66,415	81,450	81,450
TOTAL PERSONNEL	335,701	276,757	132,553	132,603	147,638	147,638
OPERATIONS AND MAINTENANCE						
53010 Auto Allowance	3,600	1,800	3,600	0	3,600	3,600
53020 Dues and Publications	255	150	500	500	500	500
53070 Reimbursed Mileage	470	539	500	500	500	500
53080 Travel and Meeting	100	77	400	0	400	400
61340 Outside Services	0	0	600	600	600	600
61380 Printing	2,730	2,595	3,500	0	3,500	3,500
63130 Community Awards	1,946	2,855	3,200	2,300	3,200	3,200
63250 Office Supplies	529	117	1,500	1,500	1,500	1,500
63310 Postage	8	0	1,000	1,000	1,000	1,000
63410 Program Expenses and Supplies	54,583	22,584	0	5,000	24,000	24,000
63411 Community Programs	162,360	160,087	153,770	153,770	154,770	127,270
63520 Special Supplies	59	52	5,000	2,700	5,000	5,000
67060 Cellular Phone	600	300	600	0	600	600
TOTAL OPERATIONS AND MAINTENANCE	227,240	191,156	174,170	167,870	199,170	171,670
CAPITAL OUTLAY						
79050 Furniture Fixtures and Office	0	0	0	0	0	0
TOTAL CAPITAL OUTLAY	0	0	0	0	0	0
ACTIVITY TOTAL	562,941	467,913	306,723	300,473	346,808	319,308

DEPARTMENTAL ACTIVITY DETAIL

ACTIVITY COMMENTARY

DEPARTMENT: Community & Safety Services
ACTIVITY: Senior Center
CODE: 422

ACTIVITY DESCRIPTION

This sub-division conducts all non-maintenance operations at the Cerritos Senior Center. Community Participation personnel are responsible for developing, implementing, supervising and evaluating programs and services for the area's aging population. Technical staff assistance is provided to individuals and groups desiring to become involved in center activities. Fostering wellness and independent living for seniors is accomplished through educational programs, fitness classes and utilization of the Center's fitness/wellness center.

ACTIVITY OBJECTIVES

1. To oversee and coordinate the development and operations of the Cerritos Senior Center.
2. To keep abreast of the changing needs and interests of the adult community.
3. To utilize all available resources to provide services, enrichment opportunities and referrals to the adult/senior population.
4. To develop, implement, supervise and evaluate all programs and services to benefit the aging population of our community.
5. To provide meeting/banquet facilities for residents and adult community groups.
6. To manage a senior center volunteer program and to manage a volunteer recognition program.
7. To foster positive intergenerational relationships and promote knowledge about people of all ages.
8. To maintain senior health and independence through fitness, wellness and educational programming.

ACTIVITY WORKLOAD STATISTICS	2019-2020	2020-2021	2021-2022
	ACTUAL	ESTIMATED	FORECASTED
Congregate meals provided (M-F)	86 daily	300 daily	90 daily
Home-delivered meals (M-F)	53 daily	80 daily	70 daily
Senior clubs attendance (13 clubs)	22,120/yr.	0/yr.	22,000/yr.
Special events/Center classes	23,300/yr.	0/yr.	24,000/yr.
Volunteer hours	2,736/yr.	0/yr.	3,000/yr.
Health & fitness programs	19,500/yr.	323/yr.	21,000/yr.
Facility (banquet/meetings) reservations & attendance	32/5,300/yr.	0/yr.	30/7,500/yr.
Information & Referral	3,600/yr.	4,000/yr.	4,000/yr.
Fitness Center drop-in	23,313/yr.	0/yr.	24,000/yr.

SIGNIFICANT ACTIVITY PROGRAM CHANGES

CHANGES

Increase in Program Expense in anticipation of reopening the Cerritos Senior Center (63410).	+\$16,950
Reduction in anticipated expenditures in Professional Services (61430).	-\$10,000
Reduction in Community Programming due to COVID-19 (63411)	-\$5,000

*Note: Statistics reflect COVID-19 reduction in services/rentals/reduced programming and special events during FY 2019/20 and FY 2020/21.

DEPARTMENTAL ACTIVITY DETAIL

ACTIVITY EXPENDITURES

DEPARTMENT: Community & Safety Services

ACTIVITY: Senior Center

CODE: 422

	2018-2019 ACTUAL	2019-2020 ACTUAL	2020-2021 BUDGET	2020-2021 ESTIMATED	2021-2022 PROPOSED	2021-2022 APPROVED
PERSONNEL EXPENSE						
51010 Regular Earnings	246,878	278,693	278,520	278,520	280,820	280,820
51021 Overtime	3,201	1,925	2,000	2,000	2,000	2,000
52010 Regular Earnings - Part Time	227,284	218,108	243,139	137,850	133,459	133,459
52021 Overtime Earnings - Part Time	205	137	1,650	1,650	1,650	1,650
52400 Employee Benefits	316,660	378,877	373,170	373,170	390,500	390,500
TOTAL PERSONNEL	794,228	877,740	898,479	793,190	808,429	808,429
OPERATIONS AND MAINTENANCE						
53020 Dues and Publications	12	0	140	140	140	140
53030 Education and Training	(18)	0	0	0	0	0
53070 Reimbursed Mileage	62	351	500	500	500	500
53080 Travel and Meeting	0	0	200	200	200	200
53090 Uniform and Shoes	1,620	67	2,200	2,200	2,200	2,200
61360 Permit Fees	199	0	500	500	500	500
61380 Printing	13,085	8,036	12,150	12,150	12,150	12,150
61430 Professional Services	50,942	37,435	70,100	55,100	60,100	60,100
63110 Computer Supplies	2,840	3,935	4,200	4,200	4,200	4,200
63130 Community Awards	0	178	300	300	300	300
63140 Inventory for Resale	1,866	2,410	3,500	3,500	3,500	3,500
63250 Office Supplies	2,453	2,545	3,510	3,510	3,560	3,560
63270 Photo Film and Processing	12	0	200	200	200	200
63310 Postage	2,928	1,735	2,050	2,050	2,050	2,050
63410 Program Expenses and Supplies	38,681	26,291	13,100	13,100	30,050	30,050
63411 Community Programs	52,242	58,241	56,790	50,260	51,790	51,790
63520 Special Supplies	2,738	3,842	3,560	3,560	3,560	3,560
67060 Cellular Phone	600	600	600	600	600	600
TOTAL OPERATIONS AND MAINTENANCE	170,262	145,666	173,600	152,070	175,600	175,600
CAPITAL OUTLAY						
79050 Furniture Fixtures and Office	0	0	1,000	2,530	1,000	1,000
79070 Machinery and Equipment	0	0	0	0	0	0
TOTAL CAPITAL OUTLAY	0	0	1,000	2,530	1,000	1,000
ACTIVITY TOTAL	964,490	1,023,406	1,073,079	947,790	985,029	985,029

DEPARTMENTAL ACTIVITY DETAIL

ACTIVITY COMMENTARY

DEPARTMENT: Community & Safety Services
ACTIVITY: Recreation Services
CODE: 441

ACTIVITY DESCRIPTION

The Recreation Services Division of the Department of Community & Safety Services organizes and provides a variety of recreation activities for the Cerritos community. Personnel assigned to this Division plan, develop and administer a safe and comprehensive recreation program at the City's community centers and parks. Programs and activities for all ages are offered through this Division and include: arts, crafts, dance, music, excursions, special interest classes, special events, sports leagues, tennis lessons and adaptive recreation programs.

ACTIVITY OBJECTIVES

1. To ensure that activities are planned for residents of every age group and interest group in such a way that as many citizens as possible are involved in quality leisure activities.
2. To utilize all available resources by cooperating and interacting with other community organizations and agencies.
3. To strive for organizational efficiency and maximum cost effectiveness.
4. To keep current with the changing program needs and interests of the community by soliciting citizen input.
5. To monitor the changing developments within the recreation services field and apply where applicable.

ACTIVITY WORKLOAD STATISTICS	2019-2020 ACTUAL	2020-2021 ESTIMATED	2021-2022 FORECASTED
Participants in Division Programs	219,162	0	90,000
Drop-in Facility Usage	596,039	415,000	450,000
Facility Reservation Usage	128,611	50,000	65,000

SIGNIFICANT ACTIVITY PROGRAM CHANGES	CHANGES
Decrease in anticipated expenditures for Professional Services (61430).	-\$96,000
Increase in anticipated expenditures for Program Expenses and Supplies (63410).	+\$19,500
Increase in anticipated expenditures for Special Supplies (63520).	+\$10,000
Increase in anticipated expenditures for Rent Building and Grounds (65132).	+\$5,000

DEPARTMENTAL ACTIVITY DETAIL

ACTIVITY EXPENDITURES

DEPARTMENT: Community & Safety Services

ACTIVITY: Recreation Services

CODE: 441

	2018-2019 ACTUAL	2019-2020 ACTUAL	2020-2021 BUDGET	2020-2021 ESTIMATED	2021-2022 PROPOSED	2021-2022 APPROVED
PERSONNEL EXPENSE						
51010 Regular Earnings	979,506	1,030,467	1,030,000	955,740	1,028,000	1,028,000
51021 Overtime	5,501	2,264	5,000	5,000	5,000	5,000
52010 Regular Earnings - Part Time	945,669	876,731	959,924	500,924	708,967	708,967
52021 Overtime Earnings - Part Time	1,201	1,246	0	0	0	0
52400 Employee Benefits	1,090,902	1,281,436	1,331,582	1,331,582	1,425,730	1,425,730
TOTAL PERSONNEL	3,022,779	3,192,144	3,326,506	2,793,246	3,167,697	3,167,697
OPERATIONS AND MAINTENANCE						
53010 Auto Allowance	3,600	3,600	3,600	3,600	3,600	3,600
53020 Dues and Publications	6,209	8,188	7,495	7,495	8,000	8,000
53070 Reimbursed Mileage	3,275	3,317	5,800	800	5,000	5,000
53080 Travel and Meeting	1,355	1,209	1,700	50	1,700	1,700
53090 Uniform and Shoes	14,104	14,223	16,000	98	16,000	16,000
53091 Vehicle Operations	1,142	565	1,300	1,000	1,300	1,300
61130 Delivery Service	0	0	0	0	0	0
61260 Insurance - General	2,193	986	1,000	500	2,000	2,000
61380 Printing	7,880	3,750	6,500	3,811	6,500	6,500
61430 Professional Services	278,347	273,146	270,000	87,261	174,000	174,000
61580 Temporary Help	36,036	23,934	29,350	3,550	25,000	25,000
63410 Program Expenses and Supplies	297,487	235,055	154,500	16,716	174,000	174,000
63411 Community Programs	3,840	4,110	4,230	0	3,000	3,000
63520 Special Supplies	9,780	7,636	10,000	1,963	20,000	20,000
65132 Rent Building and Grounds	129,767	128,762	132,000	102,000	137,000	137,000
67050 Telephone	456	883	2,020	2,020	2,000	2,000
67060 Cellular Phone	1,800	1,800	3,000	3,000	3,000	3,000
69970 Non-Cap Expenditures - Machinery	1,090	449	0	0	0	0
TOTAL OPERATIONS AND MAINTENANCE	798,361	711,613	648,495	233,864	582,100	582,100
CAPITAL OUTLAY						
79050 Furniture Fixtures and Office	0	0	0	2,000	0	0
79070 Machinery and Equipment	0	0	0	1,000	0	0
TOTAL CAPITAL OUTLAY	0	0	0	3,000	0	0
ACTIVITY TOTAL	3,821,140	3,903,757	3,975,001	3,030,110	3,749,797	3,749,797

DEPARTMENTAL ACTIVITY DETAIL

ACTIVITY COMMENTARY

DEPARTMENT: Community & Safety Services

ACTIVITY: Golf Course

CODE: 442

ACTIVITY DESCRIPTION

This Division conducts all non-maintenance operations at the Cerritos Iron-Wood Nine Golf Course. Activities by this Division include the safe and efficient operation of the driving range and pro shop and coordination of activities for the Cerritos golfing community, including lessons, tournaments and general play.

ACTIVITY OBJECTIVES

1. To provide a properly supervised leisure activity (golf) for the residents of Cerritos
2. To ensure that golf activities, including lessons and special events, are planned for residents of every age and interest.
3. To increase the number and type of programs and to maintain the quality of operations.
4. To strive for organizational efficiency and cost effectiveness.
5. To successfully supervise operations of the restaurant and pro shop facility.

ACTIVITY WORKLOAD STATISTICS	2019-2020 ACTUAL	2020-2021 ESTIMATED	2021-2022 FORECASTED
Classes/special events	1,143	0	500
Number of rounds of golf	25,251	24,000	25,000
Driving range participants	31,737	29,000	33,000
Total course revenue	\$522,671	\$450,000	\$520,000

SIGNIFICANT ACTIVITY PROGRAM CHANGES

CHANGES

Decrease in anticipated expenditures for Professional Services (61430).	-\$15,500
---	-----------

DEPARTMENTAL ACTIVITY DETAIL

ACTIVITY EXPENDITURES

DEPARTMENT: Community & Safety Services

ACTIVITY: Golf Course

CODE: 442

	2018-2019 ACTUAL	2019-2020 ACTUAL	2020-2021 BUDGET	2020-2021 ESTIMATED	2021-2022 PROPOSED	2021-2022 APPROVED
PERSONNEL EXPENSE						
51010 Regular Earnings	73,515	76,888	75,000	75,000	75,000	75,000
51021 Overtime	218	149	1,000	1,000	1,000	1,000
52010 Regular Earnings - Part Time	155,297	149,597	118,123	118,123	208,070	208,070
52021 Overtime Earnings - Part Time	109	233	0	0	0	0
52400 Employee Benefits	93,458	112,752	104,705	104,705	143,350	143,350
TOTAL PERSONNEL	322,597	339,619	298,828	298,828	427,420	427,420
OPERATIONS AND MAINTENANCE						
53020 Dues and Publications	0	0	0	0	0	0
53070 Reimbursed Mileage	180	11	1,000	0	500	500
53080 Travel and Meeting	0	0	400	0	400	400
53090 Uniform and Shoes	1,987	0	3,000	0	3,000	3,000
53091 Vehicle Operations	516	566	1,500	600	1,500	1,500
61340 Outside Services	0	0	3,200	0	3,200	3,200
61380 Printing	1,302	241	3,500	0	3,500	3,500
61430 Professional Services	4,945	11,749	17,500	2,000	2,000	2,000
63140 Inventory for Resale	0	476	6,000	(2,000)	6,000	6,000
63410 Program Expenses and Supplies	6,695	2,502	4,800	0	800	800
63520 Special Supplies	7,664	6,327	30,000	8,328	30,000	30,000
65020 Building and Grounds	6,300	0	10,000	266,200	10,000	10,000
65131 Rent Other Equipment	6,312	4,854	7,000	3,321	7,000	7,000
TOTAL OPERATIONS AND MAINTENANCE	35,901	26,726	87,900	278,449	67,900	67,900
CAPITAL OUTLAY						
79030 Improvements	0	0	0	0	0	0
79050 Furniture Fixtures and Office	0	0	0	0	0	0
79070 Machinery and Equipment	0	0	0	0	0	0
TOTAL CAPITAL OUTLAY	0	0	0	0	0	0
ACTIVITY TOTAL	358,498	366,345	386,728	577,277	495,320	495,320

DEPARTMENTAL ACTIVITY DETAIL

ACTIVITY COMMENTARY

DEPARTMENT: Community & Safety Services

ACTIVITY: Swim & Fitness Center

CODE: 443

ACTIVITY DESCRIPTION

This Division conducts all non-maintenance operations at the Cerritos Olympic Swim and Fitness Center. Activities by this Division include conducting swim lessons, recreational and lap swimming and adaptive recreation swim classes.

ACTIVITY OBJECTIVES

1. To provide a specialized leisure activity swim and fitness facility for all patrons.
2. To provide a safe and properly supervised swim and fitness facility for all patrons.
3. To ensure that swim activities are planned for every age group and interest.
4. To strive for organizational efficiency and cost effectiveness.

	2019-2020	2020-2021	2021-2022
ACTIVITY WORKLOAD STATISTICS	ACTUAL	ESTIMATED	FORECASTED
Swim lessons attendance	103,577	0	75,000
Recreational swim attendance	29,791	0	22,000
Other pool use attendance	58,853	0	45,000
Fitness center attendance	25,016	0	12,000
Total pool revenue	\$336,057	\$0	\$170,000

SIGNIFICANT ACTIVITY PROGRAM CHANGES

CHANGES

Decrease in anticipated expenditures for Professional Services (61430). -\$5,000

DEPARTMENTAL ACTIVITY DETAIL

ACTIVITY EXPENDITURES

DEPARTMENT: Community & Safety Services

ACTIVITY: Swim & Fitness Center

CODE: 443

	2018-2019 ACTUAL	2019-2020 ACTUAL	2020-2021 BUDGET	2020-2021 ESTIMATED	2021-2022 PROPOSED	2021-2022 APPROVED
PERSONNEL EXPENSE						
51010 Regular Earnings	120,726	130,609	130,000	130,000	136,000	136,000
51021 Overtime	757	359	1,028	1,028	1,028	1,028
52010 Regular Earnings - Part Time	712,322	670,468	451,109	121,109	363,730	363,730
52021 Overtime Earnings - Part Time	939	1,099	0	0	0	0
52400 Employee Benefits	245,679	318,581	241,895	241,895	272,760	272,760
TOTAL PERSONNEL	1,080,423	1,121,116	824,032	494,032	773,518	773,518
OPERATIONS AND MAINTENANCE						
53020 Dues and Publications	12,210	11,448	17,000	8,315	17,000	17,000
53070 Reimbursed Mileage	334	278	500	0	500	500
53080 Travel and Meeting	0	0	0	0	0	0
53090 Uniform and Shoes	3,126	10,552	12,000	3,620	12,000	12,000
61380 Printing	1,314	995	1,500	524	1,500	1,500
61430 Professional Services	3,983	5,696	7,000	2,660	2,000	2,000
63140 Inventory for Resale	3,057	3,252	3,000	0	3,000	3,000
63410 Program Expenses and Supplies	4,618	5,731	5,100	0	3,100	3,100
63520 Special Supplies	2,782	15,603	8,130	10,530	8,130	8,130
TOTAL OPERATIONS AND MAINTENANCE	31,424	53,555	54,230	25,649	47,230	47,230
CAPITAL OUTLAY						
79050 Furniture Fixtures and Office	0	0	0	0	0	0
79070 Machinery and Equipment	0	0	0	0	0	0
TOTAL CAPITAL OUTLAY	0	0	0	0	0	0
ACTIVITY TOTAL	1,111,847	1,174,671	878,262	519,681	820,748	820,748

DEPARTMENTAL ACTIVITY DETAIL

ACTIVITY COMMENTARY

DEPARTMENT: Community & Safety Services

ACTIVITY: Community Safety

CODE: 451

ACTIVITY DESCRIPTION

This section coordinates and directs all Public Safety Services for the City of Cerritos. Services include Law Enforcement, Fire Protection, Disaster Preparedness, Animal Control, Health Services, Parking Enforcement and School Crossing Guards. Contract services are provided by the Los Angeles County Sheriff's Department, Los Angeles County Consolidated Fire Protection District, Los Angeles County Health Department and City of Long Beach Animal Care Services.

ACTIVITY OBJECTIVES

1. Enhance the policing effectiveness of the Sheriff's operation by increasing patrol activities at the Los Cerritos Center, Towne Center and Civic Center and actively tracking crime trends in the City.
2. Expand community involvement by improving the level of activity of the current Neighborhood Watch Program.
3. Enhance the overall effectiveness of LASD personnel through added emphasis on training and crime analysis.
4. Promote emergency preparedness in homes and businesses.
5. To act as City liaison at Local Area Workforce Investment Board meetings and functions.

ACTIVITY WORKLOAD STATISTICS	2019-2020	2020-2021	2021-2022
	ACTUAL	ESTIMATED	FORECASTED
Temporary Annual Parking Permits	40,319	14,072	49,026
Animal Control Incidents	2,089	2,032	2,059
Fires	90	85	87
Law Enforcement Service Requests	15,787	14,580	15,184
Self-generated Observations	18,951	12,700	15,826

SIGNIFICANT ACTIVITY PROGRAM CHANGES

CHANGES

Increase in Animal Control Services reflects increase in contract; increase is offset by license fees (61020).	+\$8,390
Police and Safety Services increases due to a contract adjustment and elimination of some overtime costs to offset (61370).	+\$119,000
Outside Services decrease due to elimination of phone lines for intrusion alarm systems (61340).	-\$20,000
Decrease in Professional Services reflects reduced homeless camp cleanups and actual expenses (61430).	-\$90,000
Decrease in Special Supplies (63520).	-\$5,000
Upgrades to intrusion alarm systems at city facilities (79030)	+\$40,000

DEPARTMENTAL ACTIVITY DETAIL

ACTIVITY EXPENDITURES

DEPARTMENT: Community & Safety Services

ACTIVITY: Community Safety

CODE: 451

	2018-2019 ACTUAL	2019-2020 ACTUAL	2020-2021 BUDGET	2020-2021 ESTIMATED	2021-2022 PROPOSED	2021-2022 APPROVED
PERSONNEL EXPENSE						
51010 Regular Earnings	57,824	59,904	59,449	59,449	59,450	59,450
52010 Regular Earnings - Part Time	568,320	509,570	653,691	181,346	548,220	548,220
52021 Overtime Earnings - Part Time	271	338	0	0	0	0
52400 Employee Benefits	166,098	204,948	235,543	235,543	244,860	244,860
TOTAL PERSONNEL	792,513	774,760	948,683	476,338	852,530	852,530
OPERATIONS AND MAINTENANCE						
53020 Dues and Publications	2,791	5,736	7,000	6,000	7,000	7,000
53070 Reimbursed Mileage	0	0	100	0	100	100
53080 Travel and Meeting	397	224	1,000	0	1,000	1,000
53090 Uniform and Shoes	3,445	4,486	7,000	150	7,000	7,000
53091 Vehicle Operations	140,678	124,790	120,000	100,000	120,000	120,000
61020 Animal Control Services	324,739	326,400	360,000	360,000	368,390	368,390
61220 Finger Printing Expense	3,836	1,757	3,000	1,000	3,000	3,000
61370 Police and Safety Services	15,347,917	15,710,170	16,555,630	16,555,630	16,674,630	16,674,630
61340 Outside Services	0	0	70,000	70,000	50,000	50,000
61380 Printing	1,732	4,318	10,000	6,000	10,000	10,000
61430 Professional Services	252,534	175,036	310,000	120,000	220,000	220,000
63250 Office Supplies	2,356	1,730	3,000	1,500	3,000	3,000
63410 Program Expenses and Supplies	8,331	7,194	12,000	8,000	12,000	12,000
63520 Special Supplies	16,369	11,504	15,000	10,000	10,000	10,000
65080 Office Furniture and Fixtures	61,889	61,781	0	0	0	0
67060 Cellular Phone	1,790	3,512	2,500	950	2,500	2,500
TOTAL OPERATIONS AND MAINTENANCE	16,168,804	16,438,638	17,476,230	17,239,230	17,488,620	17,488,620
CAPITAL OUTLAY						
79030 Improvements	0	0	0	0	40,000	40,000
79050 Furniture Fixtures and Office	0	0	0	0	0	0
79060 Motor Vehicles	0	0	0	0	0	0
79070 Machinery and Equipment	0	0	0	0	0	0
TOTAL CAPITAL OUTLAY	0	0	0	0	40,000	40,000
ACTIVITY TOTAL	16,961,317	17,213,398	18,424,913	17,715,568	18,381,150	18,381,150

DEPARTMENTAL ACTIVITY DETAIL

ACTIVITY COMMENTARY

DEPARTMENT: Community & Safety Services

ACTIVITY: Code Enforcement

CODE: 452

ACTIVITY DESCRIPTION

The Code Enforcement Unit plays a vital role in implementing the development standards of the City. This Unit investigates and acts upon all zoning and related violations, issues warnings and citations to individuals responsible for such violations, assists the City Attorney and District Attorney in the preparation of legal action against offenders and assists other department personnel to ensure compliance with the General Plan, the Development Code and the Municipal Code. The Code Enforcement Unit also acts as staff liaison to the Property Preservation Commission. The Code Enforcement Unit manages the City Wide Pride Program.

ACTIVITY OBJECTIVES

1. Respond to at least 95% of all code violation complaints received from the community within 24 hours.
2. Monitor non-conforming commercial industrial uses and structures that have been noticed for abatement and are required to be brought into compliance with existing code requirements.
3. Inspect all residential properties for adherence to property maintenance standards.
4. Direct and implement all phases of the City Beautification Program for the purpose of encouraging improved property maintenance and increasing property values.
5. Implement the property maintenance ordinance through the Property Preservation Commission and hold joint meetings with the Planning Commission as required.
6. Identify sections of the Municipal Code which need to be amended to attain City goals.
7. Ensure that all new construction and modifications to existing structures are in compliance with all applicable codes and process plans in a timely manner.
8. Develop, implement and administer programs to maintain and improve residential, commercial and industrial properties in the City through the use of proactive code enforcement and innovative assistance programs.
9. Monitor and address homelessness in City.

ACTIVITY WORKLOAD STATISTICS	2019-2020 ACTUAL	2020-2021 ESTIMATED	2021-2022 FORECASTED
Code Enforcement cases processed	1,835	1,750	1,350
Cerritos Property Preservation Commission case hearings	55	5	50
Property Preservation tree appeals	3	0	3
City prosecutor cases	0	1	2
Administrative citations	27	15	30
Homeless Encampment Cleanup	10	2	10

SIGNIFICANT ACTIVITY PROGRAM CHANGES

CHANGES

Legal Services increase due to anticipated increase in property abatement cases.

+ \$13,000

DEPARTMENTAL ACTIVITY DETAIL

ACTIVITY EXPENDITURES

DEPARTMENT: Community & Safety Services

ACTIVITY: Code Enforcement

CODE: 452

	2018-2019 ACTUAL	2019-2020 ACTUAL	2020-2021 BUDGET	2020-2021 ESTIMATED	2021-2022 PROPOSED	2021-2022 APPROVED
PERSONNEL EXPENSE						
51010 Regular Earnings	212,329	231,314	231,756	231,756	233,220	233,220
52010 Regular Earnings - Part Time	37,061	44,934	72,998	61,220	71,890	71,890
52400 Employee Benefits	220,755	257,063	275,590	275,590	312,040	312,040
TOTAL PERSONNEL	470,145	533,311	580,344	568,566	617,150	617,150
OPERATIONS AND MAINTENANCE						
53020 Dues and Publications	380	380	500	400	500	500
53080 Travel and Meeting	0	0	1,000	500	1,000	1,000
53090 Uniform and Shoes	52	0	500	0	500	500
53091 Vehicle Operations	3,743	3,044	5,000	2,000	5,000	5,000
61310 Legal Services	0	1,007	2,000	10,200	15,000	15,000
61430 Professional Services	13,115	1,506	3,000	1,900	3,000	3,000
63230 Maps and Publications	0	0	250	0	250	250
63411 Community Programs	0	0	1,000	0	1,000	1,000
63520 Special Supplies	989	152	4,000	100	4,000	4,000
67060 Cellular Phone	2,092	2,283	2,500	2,500	2,500	2,500
TOTAL OPERATIONS AND MAINTENANCE	20,371	8,372	19,750	17,600	32,750	32,750
CAPITAL OUTLAY						
79050 Furniture Fixtures and Office	0	0	0	0	0	0
79070 Machinery and Equipment	0	0	0	0	0	0
TOTAL CAPITAL OUTLAY	0	0	0	0	0	0
ACTIVITY TOTAL	490,516	541,683	600,094	586,166	649,900	649,900

PROPERTY PRESERVATION COMMISSION

DEPARTMENTAL ACTIVITY OVERVIEW

DEPARTMENT: Community & Safety Services
ACTIVITY: Property Preservation Commission
CODE: 461

OVERVIEW COMMENTARY

The Property Preservation Commission consists of five members appointed by the Mayor and City Council. The Commission considers matters related to the maintenance and appearance of property. The Commission holds public hearings to determine if a property is in violation of the City's property maintenance code. The Commission also holds public hearings to consider residents' requests to remove parkway trees. The Commission serves as an advisory body to the City Council when establishing health and safety policies related to property maintenance.

The Commission oversees the annual beautification program known as City Wide Pride. The City Wide Pride program encourages property maintenance through positive reinforcement by recognizing property owners who maintain their property exceptionally well.

ACTIVITY SUMMARY

CLASSIFICATION	2018-2019 ACTUAL	2019-2020 ACTUAL	2020-2021 BUDGET	2020-2021 ESTIMATED	2021-2022 PROPOSED	2021-2022 APPROVED
PERSONNEL EXPENSE	6,689	5,574	7,880	1,620	7,880	7,880
OPERATIONS AND MAINTENANCE	5,589	4,437	5,200	750	5,200	5,200
CAPITAL OUTLAY	0	0	0	0	0	0
TOTAL BUDGET	12,278	10,011	13,080	2,370	13,080	13,080

DEPARTMENTAL ACTIVITY DETAIL

ACTIVITY COMMENTARY

DEPARTMENT: Community & Safety Services
ACTIVITY: Property Preservation Commission
CODE: 461

ACTIVITY DESCRIPTION

1. To review cases related to the Property Maintenance ordinance in order to maintain property values and to prevent any possible neighborhood deterioration.
2. To review and forward recommendations to the City Council as they pertain to the Property Maintenance ordinance and on any matters as directed by the City Council.
3. To take the lead in activities such as the City Wide Pride program which serves to promote community beautification and educate residents in proper maintenance techniques.
4. To serve as an appeals board for residents requesting the removal of parkway trees and make decisions approving or denying the tree removal.
5. To serve as an appeals board for residents requesting semi-annual parking permits and make decisions approving or denying issuance of parking permits.

SIGNIFICANT ACTIVITY PROGRAM CHANGES

CHANGES

No significant activity program changes.

DEPARTMENTAL ACTIVITY DETAIL

ACTIVITY EXPENDITURES

DEPARTMENT: Community & Safety Services
ACTIVITY: Property Preservation Commission
CODE: 461

	2018-2019 ACTUAL	2019-2020 ACTUAL	2020-2021 BUDGET	2020-2021 ESTIMATED	2021-2022 PROPOSED	2021-2022 APPROVED
PERSONNEL EXPENSE						
52010 Regular Earnings - Part Time	6,000	5,000	7,300	1,500	7,300	7,300
52400 Employee Benefits	689	574	580	120	580	580
TOTAL PERSONNEL	6,689	5,574	7,880	1,620	7,880	7,880
OPERATIONS AND MAINTENANCE						
53010 Auto Allowance	3,000	2,500	3,000	750	3,000	3,000
53080 Travel and Meeting	2,589	1,937	2,100	0	2,100	2,100
63520 Special Supplies	0	0	100	0	100	100
TOTAL OPERATIONS AND MAINTENANCE	5,589	4,437	5,200	750	5,200	5,200
CAPITAL OUTLAY						
79050 Furniture Fixtures and Office	0	0	0	0	0	0
TOTAL CAPITAL OUTLAY	0	0	0	0	0	0
ACTIVITY TOTAL	12,278	10,011	13,080	2,370	13,080	13,080

PARKS AND RECREATION COMMISSION

DEPARTMENTAL ACTIVITY OVERVIEW

DEPARTMENT: Community & Safety Services
ACTIVITY: Parks & Recreation Commission
CODE: 462

OVERVIEW COMMENTARY

This Commission provides for the operation of the Parks and Recreation functions. The Commission is a five-person body appointed by the members of the City Council which has the responsibility of advising the City Council and City staff in matters relating to parks and recreation facilities and programs.

ACTIVITY SUMMARY

CLASSIFICATION	2018-2019 ACTUAL	2019-2020 ACTUAL	2020-2021 BUDGET	2020-2021 ESTIMATED	2021-2022 PROPOSED	2021-2022 APPROVED
PERSONNEL EXPENSE	6,689	5,574	7,880	—	7,880	7,880
OPERATIONS AND MAINTENANCE	7,032	5,293	9,300	—	9,300	9,300
CAPITAL OUTLAY	—	—	—	—	—	—
TOTAL BUDGET	13,721	10,867	17,180	—	17,180	17,180

DEPARTMENTAL ACTIVITY DETAIL

ACTIVITY COMMENTARY

DEPARTMENT: Community & Safety Services

ACTIVITY: Parks & Recreation Commission

CODE: 462

ACTIVITY DESCRIPTION

1. To act in an advisory capacity to the City Council and City staff in matters pertaining to acquisition, development and maintenance of public parks and recreational facilities and related projects at the specific request of the City Council.
2. To advise in the planning of the parks and recreational programs for the residents of the City.
3. To promote and stimulate public interest and, to that end, to solicit to the furthest extent possible the cooperation of school authorities and other private and public agencies interested therein.
4. To assist in the formulation of general policies on parks and recreational services for approval by the City Council.
5. To make periodic inventories of recreation services that exist or may be needed and to interpret the needs of the public to the City Council and City staff.
6. To review the parks and related aspects of the Capital Improvement Program of the City.

SIGNIFICANT ACTIVITY PROGRAM CHANGES

CHANGES

No significant activity program changes.

DEPARTMENTAL ACTIVITY DETAIL

ACTIVITY EXPENDITURES

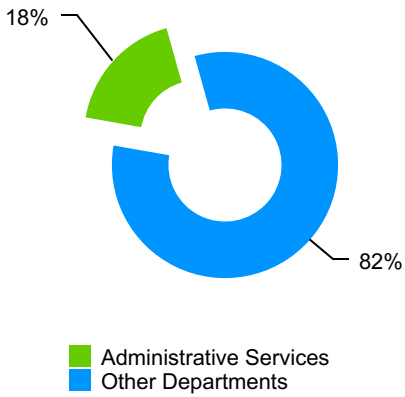
DEPARTMENT: Community & Safety Services
ACTIVITY: Parks & Recreation Commission
CODE: 462

	2018-2019 ACTUAL	2019-2020 ACTUAL	2020-2021 BUDGET	2020-2021 ESTIMATED	2021-2022 PROPOSED	2021-2022 APPROVED
PERSONNEL EXPENSE						
52010 Regular Earnings - Part Time	6,000	5,000	7,300	0	7,300	7,300
52400 Employee Benefits	689	574	580	0	580	580
TOTAL PERSONNEL	6,689	5,574	7,880	0	7,880	7,880
OPERATIONS AND MAINTENANCE						
53010 Auto Allowance	3,000	2,500	3,000	0	3,000	3,000
53020 Dues and Publications	0	0	1,000	0	1,000	1,000
53080 Travel and Meeting	2,524	1,746	3,000	0	3,000	3,000
61580 Temporary Help	1,388	994	1,930	0	1,930	1,930
63520 Special Supplies	120	54	370	0	370	370
TOTAL OPERATIONS AND MAINTENANCE	7,032	5,294	9,300	0	9,300	9,300
CAPITAL OUTLAY						
79050 Furniture Fixtures and Office	0	0	0	0	0	0
TOTAL CAPITAL OUTLAY	0	0	0	0	0	0
ACTIVITY TOTAL	13,721	10,868	17,180	0	17,180	17,180

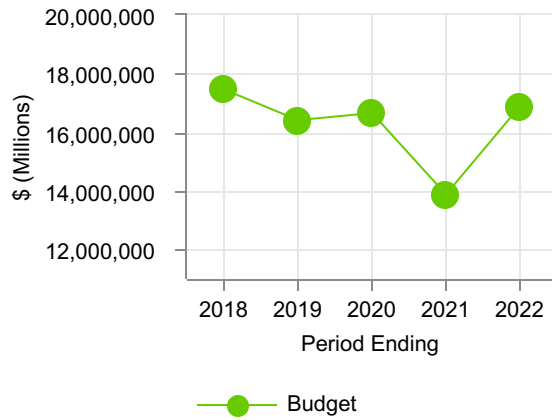
(This page is intentionally left blank)

ADMINISTRATIVE SERVICES

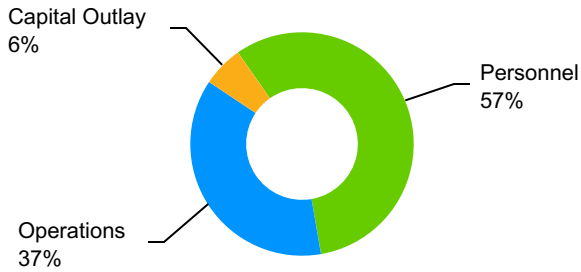
Percent of Operating Budget



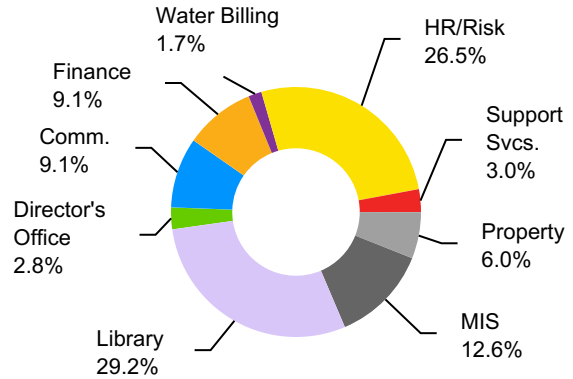
Budget History



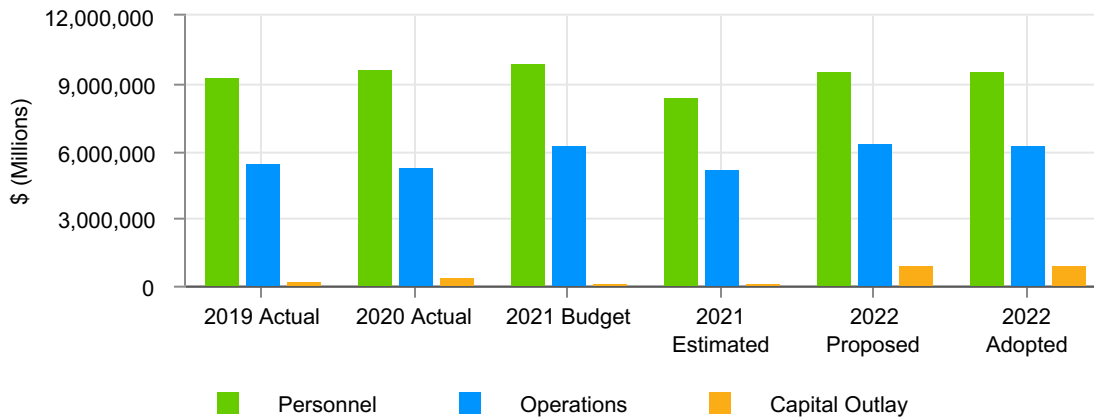
Department Budget Composition



Division Composition



Activity Summary



DEPARTMENTAL ACTIVITY OVERVIEW

DEPARTMENT: Administrative Services

CODE: 500

OVERVIEW COMMENTARY

The Department of Administrative Services is organized and responsible for coordinating the day-to-day activities of various internal operations and supplying specialized staff to all operating departments. The Department is divided into six operational divisions inclusive of nine cost control centers: Office of the Director of Administrative Services/Budget, Communications, Finance, Water Billing, Human Resources, Support Services, Property Control, Management Information Services, and the Cerritos Library.

The personnel of this Department also function in an advisory capacity to other City Departments in providing technical information for the accomplishment of tasks, printing and graphic design, employee consultation, vendor contracts, and dissemination of specialized financial information required for effective budget implementation.

ACTIVITY SUMMARY

CLASSIFICATION	2018-2019 ACTUAL	2019-2020 ACTUAL	2020-2021 BUDGET	2020-2021 ESTIMATED	2021-2022 PROPOSED	2021-2022 APPROVED
Personnel Expense	9,292,379	9,646,701	9,992,558	8,471,147	9,627,502	9,627,502
Operations and Maintenance	5,471,776	5,297,621	6,331,298	5,240,468	6,419,860	6,268,860
Capital Outlay	248,034	442,880	173,360	171,639	996,050	996,050
TOTAL BUDGET	15,012,189	15,387,202	16,497,216	13,883,254	17,043,412	16,892,412

DEPARTMENTAL ACTIVITY DETAIL

ACTIVITY COMMENTARY

DEPARTMENT: Administrative Services

ACTIVITY: Office of the Director

CODE: 511

ACTIVITY DESCRIPTION

The Office of the Director is responsible for the preparation of the City-wide budget under the direction of the City Manager, as well as coordinating, supervising, and ensuring the effective implementation of all departmental programs and activities consistent with City policies and sound management practices.

ACTIVITY OBJECTIVES

1. To develop overall departmental program objectives, which serve to guide the staff of the appropriate operating divisions and to ensure that the department's goals are consistent with the City's goals;
2. To provide professional expertise in the development and budget management of the City's personnel, purchasing, property control, financial activity, communications, telecommunications, risk management and library-related programs, and to apply all legislation related to these areas as appropriate for Cerritos;
3. To provide for effective administration of the City's annual budget process in a manner which protects the City's fiscal position, and to implement related legislation in accordance with legal deadlines;
4. To oversee the risk management program and to stabilize general liability and workers' compensation claims by promoting such a program;
5. To provide a complete and current management information base to operating departments on a regular basis in order to enhance their day-to-day operations;
6. To optimize the City's data processing capabilities;
7. To coordinate the refinement of a comprehensive communications and advanced information system that will benefit the Cerritos community and to operate a governmental access component within this system;
8. To provide administrative expertise in the ongoing development of the Cerritos Library, and to program the facility in a manner responsive to community needs.
9. To continually refine the City's finance systems in order to enhance the City's management capabilities, fulfill management reporting requirements, and ultimately increase the responsiveness to the community.

SIGNIFICANT ACTIVITY PROGRAM CHANGES

CHANGES

Increase in Professional Services due to anticipated changes in analytical services resulting in additional sales tax revenues to the General Fund (61430).

+\$23,000

DEPARTMENTAL ACTIVITY DETAIL

ACTIVITY EXPENDITURES

DEPARTMENT: Administrative Services

ACTIVITY: Office of the Director

CODE: 511

	2018-2019 ACTUAL	2019-2020 ACTUAL	2020-2021 BUDGET	2020-2021 ESTIMATED	2021-2022 PROPOSED	2021-2022 APPROVED
PERSONNEL EXPENSE						
51010 Regular Earnings	109,712	161,430	178,020	178,020	186,690	186,690
51021 Overtime	0	987	0	0	0	0
52010 Regular Earnings - Part Time	0	0	0	0	0	0
52015 Special Project Earnings - Part Time	112,991	91,256	0	0	0	0
52021 Overtime Earnings - Part Time	0	0	0	0	0	0
52400 Employee Benefits	105,530	177,679	183,360	183,360	214,690	214,690
TOTAL PERSONNEL	328,233	431,352	361,380	361,380	401,380	401,380
OPERATIONS AND MAINTENANCE						
53010 Auto Allowance	3,600	3,600	3,600	3,600	3,600	3,600
53020 Dues and Publications	260	260	300	300	500	500
53070 Reimbursed Mileage	0	0	0	0	0	0
53080 Travel and Meeting	464	474	200	0	700	700
61130 Delivery Service	0	0	0	0	0	0
61380 Printing	6,129	5,804	2,000	4,000	4,500	4,500
61430 Professional Services	34,792	81,652	42,000	65,000	65,000	65,000
61580 Temporary Help	0	0	0	0	0	0
63520 Special Supplies	321	288	500	300	500	500
67060 Cellular Phone	600	600	600	600	600	600
69950 Non-Cap Expenditures - FF&E	1,253	747	0	0	0	0
TOTAL OPERATIONS AND MAINTENANCE	47,419	93,425	49,200	73,800	75,400	75,400
CAPITAL OUTLAY						
79050 Furniture Fixtures and Office	0	0	0	0	500	500
TOTAL CAPITAL OUTLAY	0	0	0	0	500	500
ACTIVITY TOTAL	375,652	524,777	410,580	435,180	477,280	477,280

DEPARTMENTAL ACTIVITY DETAIL

ACTIVITY COMMENTARY

DEPARTMENT: Administrative Services

ACTIVITY: Communications

CODE: 521

ACTIVITY DESCRIPTION

The Communications Division is responsible for providing a variety of information to the public and news media. Information channels utilized include: interpersonal and telephone contact, correspondence, news releases, special brochures and pamphlets, handbooks and directories, employee publications, slide and video presentations, tours, newsletters, advertisements, magazines, the Internet, radio and television. The Division is also responsible for handling cable television customer service complaints and operating the City's cable television channel.

ACTIVITY OBJECTIVES

1. To promote knowledge and use of municipal services, events and programs with the creation of targeted communications programs.
2. To respond to news media inquiries about the City's policies, programs and projects by acting as the liaison between City staff and journalists.
3. To inform residents of new or existing City ordinances, upcoming City events or construction projects, City recreation and Library programs, and issues affecting the community through a monthly City newsletter.
4. To handle cable television customer service complaints and coordinate the broadcast of City Council, Planning Commission, Fine Arts and Historical Commission, Property Preservation Commission and Parks and Recreation Commission meetings and the production and broadcast of public service programming on the City's cable television channel.

ACTIVITY WORKLOAD STATISTICS	2019-2020 ACTUAL	2020-2021 ESTIMATED	2021-2022 FORECAST
Advertisements	43	15	50
Newsletters	48	37	50
Press Releases	85	177	150
Proclamations	85	47	85
Certificates of Recognition	146	51	120
Photo Assignments	66	28	30
Tours	4	0	2
Special Brochures and Publications	14	1	10
Video Productions	10	20	25
Live Cablecast of City Council and Commission meetings	48	29	50
Updates to City HomePage	1,926	1,572	1,600
Fliers	15	7	10
Updates to City Intranet	186	223	200
TV3 messages	138	156	150

SIGNIFICANT ACTIVITY PROGRAM CHANGES

CHANGES

Reduction in Printing for one less direct mail piece due to anticipated shorter 21-22 CCPA Season and inclusion of Community Calendar (61380).	-\$40,000
Increase in Professional Services for resuming video production of Council and Commission meetings for Cerritos TV3 and video production for Cerritos TV3 and inclusion of Community Calendar (61430).	+\$38,200
Reduction in Postage for one less direct mail piece due to anticipated shorter 21-22 CCPA Season (63310).	-\$221,000

DEPARTMENTAL ACTIVITY DETAIL

ACTIVITY EXPENDITURES

DEPARTMENT: Administrative Services

ACTIVITY: Communications

CODE: 521

	2018-2019 ACTUAL	2019-2020 ACTUAL	2020-2021 BUDGET	2020-2021 ESTIMATED	2021-2022 PROPOSED	2021-2022 APPROVED
PERSONNEL EXPENSE						
51010 Regular Earnings	370,780	343,183	340,550	340,550	340,550	340,550
51021 Overtime	180	0	0	0	0	0
52010 Regular Earnings - Part Time	0	0	0	0	0	0
52400 Employee Benefits	344,844	357,150	360,980	360,980	395,040	395,040
TOTAL PERSONNEL	715,804	700,333	701,530	701,530	735,590	735,590
OPERATIONS AND MAINTENANCE						
53010 Auto Allowance	3,600	3,600	3,600	3,600	3,600	3,600
53020 Dues and Publications	16,335	15,394	24,000	20,000	22,030	22,030
53070 Reimbursed Mileage	184	154	450	450	450	450
53080 Travel and Meeting	0	0	1,400	400	1,400	1,400
61130 Delivery Service	0	0	150	150	150	150
61340 Outside Services	1,200	1,200	10,000	10,000	10,000	10,000
61380 Printing	240,621	128,899	293,420	90,800	224,420	253,420
61430 Professional Services	57,917	70,794	203,150	20,950	221,350	241,350
63270 Photo Film and Processing	1,642	565	5,200	5,200	5,200	5,200
63310 Postage	366,266	202,075	476,700	33,480	255,700	255,700
63520 Special Supplies	5,380	3,268	5,000	3,000	5,000	5,000
67060 Cellular Phone	600	600	600	600	600	600
TOTAL OPERATIONS AND MAINTENANCE	693,745	426,549	1,023,670	188,630	749,900	798,900
CAPITAL OUTLAY						
79050 Furniture Fixtures and Office	0	0	4,000	4,000	4,000	4,000
79070 Machinery and Equipment	0	0	0	0	0	0
TOTAL CAPITAL OUTLAY	0	0	4,000	4,000	4,000	4,000
ACTIVITY TOTAL	1,409,549	1,126,882	1,729,200	894,160	1,489,490	1,538,490

DEPARTMENTAL ACTIVITY DETAIL

ACTIVITY COMMENTARY

DEPARTMENT: Administrative Services
ACTIVITY: Finance
CODE: 531

ACTIVITY DESCRIPTION

The Finance Division is responsible for the administration and management of financial activities of the City and Successor Agency, including cash and treasury management, bond debt administration, water billing and collection, financial reporting, internal audit and control, and accounting for assets.

ACTIVITY OBJECTIVES

1. Validate the City's financial position and integrity by annually receiving an unqualified opinion from the City's independent auditor and receiving an award from GFOA for excellence in financial reporting.
2. Manage the water billing and other billing systems to ensure equitable compliance with legal limitations and make resources available for the continued operation of the City's services.
3. Manage the City's debt issuance program and pursue financing opportunities to make resources available for the City's Capital Improvement Program.
4. Maintain accurate and complete financial records, pay vendors in a timely and accurate manner, and serve the public and the organization by supplying meaningful and timely reports and information. Comply with all mandated reporting requirements and inform City Management officials and the City Council regarding financial matters.
5. Process and deposit all receipts of funds from all sources in a timely manner and maintain an effective method of control in the collections and disbursements of City funds.
6. Actively manage the City's portfolio within the guidelines of the City's adopted investment policy and GASB 31.
7. Enhance cross-training responsibilities within the Division.

ACTIVITY WORKLOAD STATISTICS	2019-2020 ACTUAL	2020-2021 ESTIMATED	2021-2022 FORECASTED
Number of accounts payable checks issued	4,402	4,500	4,600
Number of accounts payable electronic funds transfers issued	1,472	1,650	1,700
Number of accounts payable wire transfer payments issued	158	150	155
Total accounts payable	6,032	6,500	6,600

SIGNIFICANT ACTIVITY PROGRAM CHANGES	CHANGES
Increase in Auditing to reflect anticipated costs of annual audit preparation (61040).	+6,000
Decrease in Bank Fees and Charges to reflect actual costs (61050).	-\$26,100

DEPARTMENTAL ACTIVITY DETAIL

ACTIVITY EXPENDITURES

DEPARTMENT: Administrative Services

ACTIVITY: Finance

CODE: 531

	2018-2019 ACTUAL	2019-2020 ACTUAL	2020-2021 BUDGET	2020-2021 ESTIMATED	2021-2022 PROPOSED	2021-2022 APPROVED
PERSONNEL EXPENSE						
51010 Regular Earnings	526,160	506,165	585,354	585,354	610,393	610,393
51021 Overtime	0	245	0	0	0	0
52010 Regular Earnings - Part Time	46,954	37,859	25,344	25,344	26,520	26,520
52400 Employee Benefits	488,985	504,791	602,866	602,866	721,060	721,060
TOTAL PERSONNEL	1,062,099	1,049,060	1,213,564	1,213,564	1,357,973	1,357,973
OPERATIONS AND MAINTENANCE						
53010 Auto Allowance	3,600	3,600	3,600	3,600	3,600	3,600
53020 Dues and Publications	2,093	3,048	2,040	2,040	2,040	2,040
53070 Reimbursed Mileage	53	96	200	100	100	100
53080 Travel and Meeting	2,174	1,141	1,000	750	750	750
61040 Auditing	38,000	25,500	43,000	46,000	49,000	49,000
61050 Bank Charges and Fees	114,972	96,875	106,100	75,900	80,000	80,000
61380 Printing	0	165	800	500	500	500
61430 Professional Services	191,963	195,338	43,200	43,200	43,200	43,200
63520 Special Supplies	2,063	904	1,000	1,000	1,000	1,000
67060 Cellular Phone	600	600	600	600	600	600
69080 Miscellaneous Expenses	0	0	0	0	0	0
TOTAL OPERATIONS AND MAINTENANCE	355,518	327,267	201,540	173,690	180,790	180,790
CAPITAL OUTLAY						
79050 Furniture Fixtures and Office	0	0	0	0	0	0
TOTAL CAPITAL OUTLAY	0	0	0	0	0	0
ACTIVITY TOTAL	1,417,617	1,376,327	1,415,104	1,387,254	1,538,763	1,538,763

DEPARTMENTAL ACTIVITY DETAIL

ACTIVITY COMMENTARY

DEPARTMENT: Administrative Services
ACTIVITY: Water Billing
CODE: 532

ACTIVITY DESCRIPTION

The Water Billing section administers all water, reclaimed water and sewer accounts. Responsibilities include the processing of all applications for water and sewer services; maintenance of all customer records; processing of weekly service billings, daily receipts of payments, customer account adjustments and corrections; and maintenance of the daily service list for turn-ons, turn-offs and re-reads. This section responds to customer complaints and inquiries, conducts daily upload and download of customer data for the Public Works / Water & Power Department and provides general assistance, information and support for the operation of the water system.

ACTIVITY GOALS AND OBJECTIVES

1. Provide best possible service to all customers. Effectively and efficiently manage the operations of the water billing system. Promptly respond to customer inquiries and concerns.
2. Provide information and support to the Public Works / Water & Power Department for their analysis, compliance reporting and special project requirements.
3. Timely billing and collection of all water and sewer accounts; consistent follow-up of overdue accounts and maximize collection of delinquent accounts.
4. Continue to seek for operational and systems improvements in the water billing system.
5. Enhance cross-training responsibilities within the Division.

ACTIVITY WORKLOAD STATISTICS	2019-2020 ACTUAL	2020-2021 ESTIMATED	2021-2022 FORECASTED
Domestic water	15,147	15,150	15,150
City services	326	326	326
Reclaimed water	262	262	262
Irrigation	605	605	605
State and wholesale	20	20	23
Number of bills processed	90,845	90,863	90,863
Water consumption billed (units)	2,648,524	3,500,000	3,575,000
Number of applications processed:			
Owner occupant	321	380	400
Renters	287	300	320
Commercial	37	50	55
Number of turn-offs	143	0	—

SIGNIFICANT ACTIVITY PROGRAM CHANGES

CHANGES

Increase in Bank Fees and Charges to reflect actual costs (61050).	+\$7,600
Increase in Professional Services to reflect contractual increases for software maintenance services (61430).	+\$5,000

DEPARTMENTAL ACTIVITY DETAIL

ACTIVITY EXPENDITURES

DEPARTMENT: Administrative Services

ACTIVITY: Water Billing

CODE: 532

	2018-2019 ACTUAL	2019-2020 ACTUAL	2020-2021 BUDGET	2020-2021 ESTIMATED	2021-2022 PROPOSED	2021-2022 APPROVED
PERSONNEL EXPENSE						
51010 Regular Earnings	120,228	124,112	58,824	58,824	61,824	61,824
51021 Overtime	0	2,615	1,028	0	0	0
52010 Regular Earnings - Part Time	0	0	0	0	0	0
52400 Employee Benefits	95,226	101,283	65,294	65,294	77,900	77,900
TOTAL PERSONNEL	215,454	228,010	125,146	124,118	139,724	139,724
OPERATIONS AND MAINTENANCE						
61050 Bank Charges and Fees	57,961	54,855	50,400	50,400	58,000	58,000
61380 Printing	9,303	8,144	6,000	6,000	6,000	6,000
61430 Professional Services	44,062	50,841	42,500	47,500	47,500	47,500
63310 Postage	36,225	38,895	38,000	38,000	38,000	38,000
TOTAL OPERATIONS AND MAINTENANCE	147,551	152,735	136,900	141,900	149,500	149,500
CAPITAL OUTLAY						
79050 Furniture Fixtures and Office	0	0	0	0	0	0
79070 Machinery and Equipment	0	0	0	0	0	0
TOTAL CAPITAL OUTLAY	0	0	0	0	0	0
ACTIVITY TOTAL	363,005	380,745	262,046	266,018	289,224	289,224

DEPARTMENTAL ACTIVITY DETAIL

ACTIVITY COMMENTARY

DEPARTMENT: Administrative Services
ACTIVITY: Human Resources/Risk Management
CODE: 541

ACTIVITY DESCRIPTION

The Human Resources / Risk Management Division manages the administration of the City's personnel, payroll administration, employee relations, labor relations, and risk management functions. The development of sound personnel management practices and procedures is accomplished through advice to appropriate City officials regarding personnel needs and requirements and by serving as the City's employee relations representative in the conduct of employee relations and negotiations. The Division maintains the City's Classification / Compensation Plan by conducting classification and salary studies and by preparing job specifications which accurately reflect responsibilities assigned to each City position. Recruitment activities are coordinated to provide for the selection of qualified candidates to City service. The Division encourages safe working conditions, provides general liability and workers' compensation claims management, and monitors risk identification through a City-wide Risk Management Program. The Division provides training programs and job counseling for employee development.

ACTIVITY GOALS AND OBJECTIVES

1. Provide centralized support to the City's management staff and employees in the areas of labor and employee relations, training and development, health and safety, recruitment and selection, classification/compensation, and employee benefits administration.
2. Administer recruitments in compliance with local, state and federal employment laws to ensure full staffing of the most qualified personnel within all City Departments.
3. Reduce frequency and cost of accidents, lost work hours and exposure to financial loss through an active City-Wide risk management program.
4. Educate and research the changes made to state and federal employment laws and address key areas of concern to the City's employment system to remain legally compliant.

ACTIVITY WORKLOAD STATISTICS	2019-2020 ACTUAL	2020-2021 ESTIMATED	2021-2022 FORECASTED
Positions filled through recruitment (Full-Time)	6	10	10
Positions filled through recruitment (Part-Time)	67	60	65
Processed applications for employment	1,500	1,200	1,500
General Liability claims investigated	108	115	100
Workers' Compensation claims processed	26	20	20

SIGNIFICANT ACTIVITY PROGRAM CHANGES

Increase in Insurance-General reflects increases to the general liability deposit and property insurance due to rate adjustments (61260).

CHANGES

+ \$307,282

DEPARTMENTAL ACTIVITY DETAIL

ACTIVITY EXPENDITURES

DEPARTMENT: Administrative Services
ACTIVITY: Human Resources/Risk Management
CODE: 541

	2018-2019 ACTUAL	2019-2020 ACTUAL	2020-2021 BUDGET	2020-2021 ESTIMATED	2021-2022 PROPOSED	2021-2022 APPROVED
PERSONNEL EXPENSE						
51010 Regular Earnings	483,002	462,484	452,280	452,280	452,280	452,280
51021 Overtime	9,331	6,044	5,000	5,000	5,000	5,000
52010 Regular Earnings - Part Time	69,978	72,367	100,720	100,720	101,320	101,320
52400 Employee Benefits	442,810	464,431	482,460	482,460	546,460	546,460
TOTAL PERSONNEL	1,005,121	1,005,326	1,040,460	1,040,460	1,105,060	1,105,060
OPERATIONS AND MAINTENANCE						
53010 Auto Allowance	3,600	3,600	3,600	3,600	3,600	3,600
53020 Dues and Publications	1,609	1,582	2,630	1,630	2,630	2,630
53030 Education and Training	23,517	14,630	25,000	25,000	25,000	25,000
53040 Employee Awards	14,082	19,031	10,300	6,300	10,300	10,300
53060 Recruitment Expense	25,630	36,194	15,000	15,000	15,000	15,000
53070 Reimbursed Mileage	230	0	160	160	160	160
53080 Travel and Meeting	284	260	1,400	0	1,400	1,400
61130 Delivery Service	0	0	600	600	600	600
61260 Insurance - General	2,266,325	1,982,386	2,709,678	2,681,678	3,216,960	3,016,960
61270 Insurance - Earthquake Self Insurance	0	0	115,920	115,920	115,920	115,920
61310 Legal Services	188,265	258,094	109,960	199,960	109,960	109,960
61380 Printing	0	0	7,930	930	7,930	7,930
61430 Professional Services	5,000	18,767	60,000	20,000	60,000	60,000
63250 Office Supplies	102	99	110	110	110	110
63270 Photo Film and Processing	0	0	760	0	760	760
63410 Program Expenses and Supplies	0	0	2,850	0	2,850	2,850
63520 Special Supplies	739	1,880	3,660	3,660	3,660	3,660
67060 Cellular Phone	600	600	1,200	1,200	1,200	1,200
TOTAL OPERATIONS AND MAINTENANCE	2,529,983	2,337,123	3,070,758	3,075,748	3,578,040	3,378,040
CAPITAL OUTLAY						
79050 Furniture Fixtures and Office	0	0	0	0	0	0
TOTAL CAPITAL OUTLAY	0	0	0	0	0	0
ACTIVITY TOTAL	3,535,104	3,342,449	4,111,218	4,116,208	4,683,100	4,483,100

DEPARTMENTAL ACTIVITY DETAIL

ACTIVITY COMMENTARY

DEPARTMENT: Administrative Services

ACTIVITY: Support Services

CODE: 551

ACTIVITY DESCRIPTION

Support Services provides the departments of the City with a number of technical and special services on a daily basis. Functions assigned to personnel within the Division include purchasing of supplies and equipment, contract cost and bid analysis, fiscal contract administration, inventory of maintenance and operation supplies, inventory of equipment, and property control program.

ACTIVITY OBJECTIVES

1. Purchase equipment, supplies and services at the lowest cost by solicitation of responsible bids based on clear, competitive specifications and by maximizing use of available cooperative contracts.
2. Be responsive to all City departments by providing needed information and processing all purchase requests expeditiously.
3. Research new sources of supplies and equipment used by the City and evaluate suppliers based on their responsiveness and the quality of the supplies and equipment provided.
4. Provide delivery of supplies, equipment and furniture from the Corporate Yard to all City locations on a weekly or as needed basis.
5. Improve the quality of services provided by Support Services to all City departments by promoting better communication and understanding through an effective exchange of information concerning activities, procedures, and requirements.
6. Assign property control numbers to all equipment purchased costing \$1,000 or more and maintain a complete fixed assets file.
7. Oversee storage facility for use by all City departments.
8. Assist in City document administration (check printing).

ACTIVITY WORKLOAD STATISTICS	2019-2020 ACTUAL	2020-2021 ESTIMATED	2021-2022 FORECASTED
Purchase Requisitions/Invoices Processed	1,100	1,000	1,100
Documents Administered	4,000	2,500	5,000
Deliveries Processed	3,500	2,000	4,000
Equipment Repair Requests	500	100	300
Formal/Informal Bids and Agenda Reports	200	200	300
Warehouse Requests	1,200	1,000	1,400

SIGNIFICANT ACTIVITY PROGRAM CHANGES

CHANGES

No significant activity program changes.

DEPARTMENTAL ACTIVITY DETAIL

ACTIVITY EXPENDITURES

DEPARTMENT: Administrative Services

ACTIVITY: Support Services

CODE: 551

	2018-2019 ACTUAL	2019-2020 ACTUAL	2020-2021 BUDGET	2020-2021 ESTIMATED	2021-2022 PROPOSED	2021-2022 APPROVED
PERSONNEL EXPENSE						
51010 Regular Earnings	134,882	139,707	135,780	135,780	135,780	135,780
51021 Overtime	368	864	1,000	1,000	1,000	1,000
52010 Regular Earnings - Part Time	24,992	20,068	20,440	20,440	20,600	20,600
52021 Overtime Earnings - Part Time	0	0	0	0	0	0
52400 Employee Benefits	144,333	160,745	145,510	145,510	171,010	171,010
TOTAL PERSONNEL	304,575	321,384	302,730	302,730	328,390	328,390
OPERATIONS AND MAINTENANCE						
53020 Dues and Publications	130	130	130	130	130	130
53070 Reimbursed Mileage	29	148	100	100	100	100
53080 Travel and Meeting	20	1,034	2,100	0	100	100
53090 Uniform and Shoes	550	566	650	650	660	660
53091 Vehicle Operations	1,912	1,480	2,000	2,000	2,000	2,000
61130 Delivery Service	4,274	4,647	5,030	4,200	5,030	5,030
63250 Office Supplies	60,306	62,327	74,000	54,000	70,000	70,000
63310 Postage	40,907	40,032	55,500	42,000	55,000	55,000
63520 Special Supplies	34,333	40,796	35,500	29,000	32,600	32,600
65080 Office Furniture and Fixtures	820	1,496	1,850	1,750	1,800	1,800
65130 Rent Office Equipment	2,882	3,108	4,800	2,700	3,000	3,000
67060 Cellular Phone	273	856	240	240	240	240
69950 Non-Cap Expenditures - FF&E	0	1,659	0	0	0	0
TOTAL OPERATIONS AND MAINTENANCE	146,436	158,279	181,900	136,770	170,660	170,660
CAPITAL OUTLAY						
79050 Furniture Fixtures and Office	0	0	0	0	0	0
TOTAL CAPITAL OUTLAY	0	0	0	0	0	0
ACTIVITY TOTAL	451,011	479,663	484,630	439,500	499,050	499,050

DEPARTMENTAL ACTIVITY DETAIL

ACTIVITY COMMENTARY

DEPARTMENT: Administrative Services

ACTIVITY: Property Control

CODE: 552

ACTIVITY DESCRIPTION

This function is responsible for maintaining accurate records concerning the status of all items classified as City property costing over \$1,000.00.

ACTIVITY OBJECTIVES

1. Provide City Departments annual reports indicating all equipment items assigned to each cost center and update these reports as required.
2. Maintain current log of all maintenance contracts as to amounts and expiration dates.

SIGNIFICANT ACTIVITY PROGRAM CHANGES

CHANGES

Decrease in anticipated expenditures for Office Furniture and Fixtures (65080).	-\$32,750
Increase in anticipated expenditures for Furniture, Fixtures and Office Equipment (79050).	+\$176,320 ¹¹
Increase in anticipated expenditures for Motor Vehicles (79060).	+\$139,150 ¹¹
Increase in anticipated expenditures for Machinery and Equipment (79070).	+\$507,720 ¹¹

¹¹ The distribution of expenditures across these accounts and subsequent program changes were adjusted for the adopted budget to reflect the City Council approved property control capital outlay detail (p. 209-210), resulting in no financial impact.

DEPARTMENTAL ACTIVITY DETAIL

ACTIVITY EXPENDITURES

DEPARTMENT: Administrative Services

ACTIVITY: Property Control

CODE: 552

	2018-2019 ACTUAL	2019-2020 ACTUAL	2020-2021 BUDGET	2020-2021 ESTIMATED	2021-2022 PROPOSED	2021-2022 APPROVED
PERSONNEL EXPENSE						
TOTAL PERSONNEL	0	0	0	0	0	0
OPERATIONS AND MAINTENANCE						
61340 Outside Services	0	0	0	0	0	0
65080 Office Furniture and Fixtures	269,387	156,948	210,500	175,100	177,750	177,750
65130 Rent Office Equipment	0	0	0	0	0	0
69950 Non-Cap Expenditures - FF&E	13,062	183,154	0	0	0	0
69970 Non-Cap Expenditures - Machinery	5,888	204,520	0	0	0	0
TOTAL OPERATIONS AND MAINTENANCE	288,337	544,622	210,500	175,100	177,750	177,750
CAPITAL OUTLAY						
79010 Land	0	0	0	0	0	0
79020 Building	0	0	0	0	0	0
79050 Furniture Fixtures and Office ¹²	0	43,668	0	0	176,320	176,320
79060 Motor Vehicles ¹²	180,908	154,794	0	0	139,150	139,150
79070 Machinery and Equipment ¹²	67,126	244,419	12,460	35,739	520,180	520,180
TOTAL CAPITAL OUTLAY	248,034	442,881	12,460	35,739	835,650	835,650
ACTIVITY TOTAL	536,371	987,503	222,960	210,839	1,013,400	1,013,400

¹² The distribution of expenditures across these accounts for FY 2021-22 Proposed and Approved budgets were adjusted to reflect the City Council proposed and approved property control capital outlay detail (p. 209-210), resulting in no financial impact.

DEPARTMENTAL ACTIVITY DETAIL

PROPERTY CONTROL CAPITAL OUTLAY DETAIL

DEPARTMENT: Administrative Services

ACTIVITY: Property Control

CODE: 552

ASSIGNED AREA	EQUIPMENT DESCRIPTION	ACCT. 79050 FURN. & OFF. EQUIPMENT	ACCT. 79060 MOTOR VEHICLES	ACCT. 79070 EQUIP. & MACHINERY	TOTAL
353	Ford F-650 Regular Cab with Harbor Dump Body	—	64,000	—	64,000
353	SC362 Stump Cutter and Trailer	—	—	29,000	29,000
353	SC802 Stump Cutter	—	—	74,000	74,000
353	Vermeer 1500 Brush Chipper	—	—	80,000	80,000
354	John Deere Pro Gator Utility Vehicle	—	30,150	—	30,150
354	Power Trim 300 H, Power Edger	—	—	800	800
354	Stihl FS 100RX 31.4cc Line Trimmers	—	—	1,900	1,900
354	Stihl Power Backpack Blowers	—	—	2,250	2,250
354	Verismo Verticutter Turf Renovation Mower	—	—	5,500	5,500
354	Walker 48" Mower-Civic Center	—	—	25,150	25,150
354	Walker 48" Mower-Liberty Park	—	—	25,150	25,150
355	Honda 2000i Generator	—	—	1,400	1,400
355	Toro Greens Pro 1260 Greens Roller	—	—	14,750	14,750
355	Toro Ground Master 400-D 74 Mower	—	—	77,250	77,250
355	Toro Pro Core 648 Aerator	—	—	29,500	29,500
422	Audio-Visual Room Arm Chairs	3,500	—	—	3,500
422	Billiard Hi-Boy Chair	8,700	—	—	8,700
422	Exterior Steel Park Benches	17,600	—	—	17,600
441	Carnival Games	5,800	—	—	5,800
441	Facility Tables	5,500	—	—	5,500
441	Field Maintenance Groomer	—	—	17,000	17,000
441	Gymnastics Mats - CPE	—	—	2,500	2,500
441	Copiers - Liberty Park and Heritage Park	6,000	—	—	6,000
441	Picnic Tables	4,400	—	—	4,400
441	Trash Cans - CPE CA Room Patio	5,500	—	—	5,500
441	Treadmill - Liberty Park	—	—	6,500	6,500
442	Driving Range Balls	—	—	10,000	10,000
442	Driving Range Mats	—	—	12,000	12,000
442	Golf Course Seating Benches	14,000	—	—	14,000
442	Tractor Picker Section	—	5,000	—	5,000
443	Lane Lines	—	—	4,500	4,500
443	Locker Parts	8,000	—	—	8,000
443	Treadmills - Swim Center	—	—	13,000	13,000
443	Water Polo Goals	—	—	5,000	5,000
451	Emergency Shelter Cots and Blankets	6,000	—	—	6,000
451	Radio Equipment for LASD Dispatch	15,000	—	—	15,000
451	Van Replacement - VOP	—	40,000	—	40,000
551	Copiers - City Hall	35,000	—	—	35,000
551	Folder Inserter - City Hall	20,500	—	—	20,500

ASSIGNED AREA	EQUIPMENT DESCRIPTION (Cont.)	ACCT. 79050 FURN. & OFF. EQUIPMENT	ACCT. 79060 MOTOR VEHICLES	ACCT. 79070 EQUIP. & MACHINERY	TOTAL
571	Radios and Headsets Replacement	—	—	10,030	10,030
571	Replacement Illuminators	7,220	—	—	7,220
571	Replacement Staff Chairs	3,000	—	—	3,000
621	Copier - CCPA	10,600	—	—	10,600
651	Genie Super Tower (ST-20)	—	—	6,000	6,000
651	Moving Light System Replacement - Phase 1	—	—	67,000	67,000
PROPERTY CONTROL CAPITAL OUTLAY TOTAL		176,320	139,150	520,180	835,650

DEPARTMENT: Public Works / Water & Power
ACTIVITY: Water Operations
CODE: 364

ASSIGNED AREA	EQUIPMENT DESCRIPTION ¹³	ACCT. 79050 FURN. & OFF. EQUIPMENT	ACCT. 79060 MOTOR VEHICLES	ACCT. 79070 EQUIP. & MACHINERY	TOTAL
364	Water Operations Dump Truck	—	49,000	—	49,000
364	Water Operations Valve Maintenance Truck Replacement	—	193,000	—	193,000
WATER OPERATIONS CAPITAL OUTLAY TOTAL		—	242,000	—	242,000

DEPARTMENT: Community Development
ACTIVITY: Advance Planning
CODE: 221

ASSIGNED AREA	EQUIPMENT DESCRIPTION ¹⁴	ACCT. 79050 FURN. & OFF. EQUIPMENT	ACCT. 79060 MOTOR VEHICLES	ACCT. 79070 EQUIP. & MACHINERY	TOTAL
221	Two (2) Cerritos on Wheels (COW) buses	—	350,000	—	350,000
ADVANCE PLANNING CAPITAL OUTLAY TOTAL		—	350,000	—	350,000

¹³ Equipment in this detail section is budgeted in [Water Operations](#).

¹⁴ Equipment in this detail section is budgeted in [Advance Planning](#).

DEPARTMENTAL ACTIVITY DETAIL

ACTIVITY COMMENTARY

DEPARTMENT: Administrative Services
ACTIVITY: Management Information Services
CODE: 561

ACTIVITY DESCRIPTION

The Management Information Services (MIS) Division administers the City’s technology and innovation in accordance with the initiatives of the Cerritos City Council and under the direction of the City Manager. The MIS division functions collaboratively with all departments and divisions to facilitate public services to the Cerritos community. The MIS division is responsible for the City’s information technology (IT) governance, including cyber security, payment card industry (PCI) compliance, data privacy, and IT related legislative compliance. The MIS division manages the City’s infrastructure and enterprise application systems to support workflow efficiency within each organizational function to provide exceptional public services.

ACTIVITY GOALS AND OBJECTIVES

1. Strategic planning of the City's technology and innovation to provide value added services to the Cerritos community through the IT Management Maturity Model.
2. Monitor, recommend and implement policies to mitigate the City's risk related to cyber security, PCI compliance, and data privacy.
3. Monitor federal, state and regional legislation to determine the impact on the City’s technology and innovation, and to recommend an appropriate action response.
4. Management of the City's telecommunications, physical (20) and virtual (130) data center environment, expansive wired and wireless network infrastructure, enterprise application systems, video management system (VMS), computer workstations (610), printers (110), and audio/video equipment.

	2019-2020	2020-2021	2021-2022
ACTIVITY WORKLOAD STATISTICS	ACTUAL	ESTIMATED	FORECASTED
Support tickets opened/closed	2535/2495	1200/1175	2000/2000
Managed data	110 TB	620 TB	620 TB
Network events (monitored/escalated)	1.24 billion/228	388 million/150	375 million/100
Email threats by percent (monthly count/spam/malware)		12,630/6%<1%	13,000/5%<1%

SIGNIFICANT ACTIVITY PROGRAM CHANGES

CHANGES

Decrease in Professional Services due removal of SB2 housing funds allocated to implementation of an online permit application process (61430).	-\$143,000
Increase in Computer Supplies due to the addition of continuing COVID-19 online software needs and a one-time reduction associated with COVID-19 impacts (63110).	+\$13,150

DEPARTMENTAL ACTIVITY DETAIL

ACTIVITY EXPENDITURES

DEPARTMENT: Administrative Services
ACTIVITY: Management Information Services
CODE: 561

	2018-2019 ACTUAL	2019-2020 ACTUAL	2020-2021 BUDGET	2020-2021 ESTIMATED	2021-2022 PROPOSED	2021-2022 APPROVED
PERSONNEL EXPENSE						
51010 Regular Earnings	583,342	621,168	586,190	586,190	594,820	594,820
52400 Employee Benefits	527,378	572,785	586,190	586,190	678,090	678,090
TOTAL PERSONNEL	1,110,720	1,193,953	1,172,380	1,172,380	1,272,910	1,272,910
OPERATIONS AND MAINTENANCE						
53010 Auto Allowance	7,200	7,200	7,200	7,200	7,200	7,200
53020 Dues and Publications	1,522	1,933	2,130	2,130	2,130	2,130
53070 Reimbursed Mileage	0	0	500	500	500	500
53080 Travel and Meeting	2,834	3,022	4,000	1,000	4,000	4,000
61130 Delivery Service	0	0	50	50	50	50
61170 Electronic Information	201,033	182,487	216,000	191,000	212,000	212,000
61430 Professional Services	33,199	49,393	208,400	183,400	65,000	65,000
63110 Computer Supplies	366,451	437,417	386,450	386,450	399,600	399,600
63250 Office Supplies	602	878	1,000	1,000	1,000	1,000
63520 Special Supplies	7,383	4,620	5,000	5,000	5,000	5,000
67060 Cellular Phone	3,250	3,150	3,600	3,600	3,600	3,600
TOTAL OPERATIONS AND MAINTENANCE	623,474	690,100	834,330	781,330	700,080	700,080
CAPITAL OUTLAY						
79050 Furniture Fixtures and Office	0	0	155,000	130,000	154,000	154,000
TOTAL CAPITAL OUTLAY	0	0	155,000	130,000	154,000	154,000
ACTIVITY TOTAL	1,734,194	1,884,053	2,161,710	2,083,710	2,126,990	2,126,990

DEPARTMENTAL ACTIVITY DETAIL

ACTIVITY COMMENTARY

DEPARTMENT: Administrative Services
ACTIVITY: Municipal Library
CODE: 571

ACTIVITY DESCRIPTION

The goal of the Cerritos Library is to be the most innovative, creative and forward-looking public library in the country. The Library's commitment to providing convenient access to collections of skillfully selected library materials in all formats, people-oriented professional help with questions and a friendly, inviting and safe facility will continue. In addition, the community-focused Library provides enhanced "on ground" and "online" services; promotes the enjoyment of reading, the book, and lifelong learning; and provides community meeting space; museum-quality exhibitions; technology classes and online research databases accessible from the homes, offices or schools of Cerritos Library cardholders.

ACTIVITY OBJECTIVES

1. To plan, develop and implement educational programs for all ages.
2. To enhance collection development of all information formats, including print and electronic resource materials.
3. To offer Conference Center facilities for technology training, community meeting spaces and educational and cultural programming.
4. To plan, develop and implement museum-quality exhibits and permanent and traveling displays of cultural, historical and artistic significance.
5. To implement applications of a variety of technologies that will enhance understanding and learning.

ACTIVITY WORKLOAD STATISTICS	2019-2020 ACTUAL	2020-2021 ESTIMATED	2021-2022 FORECASTED
Informational questions	47,336	11,348	40,000
Public computer sessions	49,243	0	22,000
Library materials added	10,437	4,460	9,000
Circulation of Library materials	251,824	36,120	200,000
Electronic collection use	209,749	208,000	208,000
Patrons using the Library (in-person and Sidewalk Service estimate)	576,942	10,848	288,000
Registered borrowers	19,642	19,000	20,500
Attendance at programs (in-person and virtual)	15,398	2,031	7,500

SIGNIFICANT ACTIVITY PROGRAM CHANGES

CHANGES

Increase to Electronic Information (61170).	+\$5,440
Increase to Programs and Supplies (63410).	+\$24,000
Reduction to Special Supplies (63520).	-\$6,900

DEPARTMENTAL ACTIVITY DETAIL

ACTIVITY EXPENDITURES

DEPARTMENT: Administrative Services

ACTIVITY: Municipal Library

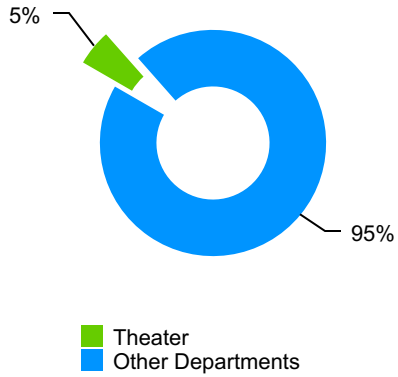
CODE: 571

	2018-2019 ACTUAL	2019-2020 ACTUAL	2020-2021 BUDGET	2020-2021 ESTIMATED	2021-2022 PROPOSED	2021-2022 APPROVED
PERSONNEL EXPENSE						
51010 Regular Earnings	1,425,950	1,466,770	1,409,630	1,409,630	1,431,660	1,431,660
51021 Overtime	3,204	937	2,755	255	2,755	2,755
52010 Regular Earnings - Part Time	1,346,693	1,240,823	1,618,488	100,600	815,880	815,880
52021 Overtime Earnings - Part Time	63	6	0	0	0	0
52400 Employee Benefits	1,774,463	2,008,748	2,044,495	2,044,500	2,036,180	2,036,180
TOTAL PERSONNEL	4,550,373	4,717,284	5,075,368	3,554,985	4,286,475	4,286,475
OPERATIONS AND MAINTENANCE						
53010 Auto Allowance	3,600	3,600	3,600	3,600	3,600	3,600
53020 Dues and Publications	3,190	3,100	3,800	3,800	3,800	3,800
53070 Reimbursed Mileage	184	60	700	100	700	700
53080 Travel and Meeting	219	876	1,500	1,500	1,500	1,500
53090 Uniform and Shoes	798	3,834	4,000	0	4,000	4,000
61050 Bank Charges and Fees	1,094	778	1,000	1,000	1,000	1,000
61170 Electronic Information	87,053	97,136	99,100	122,100	104,540	104,540
61350 Outside Processing	59,788	57,351	67,000	67,000	67,000	67,000
61380 Printing	2,731	434	6,000	3,000	6,000	6,000
61430 Professional Services	86,168	65,732	89,020	89,020	84,720	84,720
63010 Audio Visual Materials	30,027	30,023	35,500	35,500	35,500	35,500
63020 Books and Library Materials	241,564	206,921	230,500	131,250	230,500	230,500
63140 Inventory for Resale	2,049	2,406	4,000	0	2,000	2,000
63310 Postage	3,999	2,000	8,000	2,000	8,000	8,000
63410 Program Expenses and Supplies	48,833	26,124	0	0	24,000	24,000
63520 Special Supplies	31,932	29,443	33,030	24,030	26,130	26,130
63550 Subscription and Periodicals	19,345	23,069	26,000	3,000	25,000	25,000
65050 Equipment and Machinery Maintenance	0	0	800	800	800	800
65131 Rent Other Equipment	422	827	3,150	0	3,150	3,150
65132 Rent Building and Grounds	3,600	3,600	4,000	4,000	4,000	4,000
67060 Cellular Phone	1,200	1,200	1,800	1,800	1,800	1,800
69950 Non-Cap Expenditures - FF&E	1,364	8,969	0	0	0	0
69970 Non-Cap Expenditures - Machinery	10,155	39	0	0	0	0
TOTAL OPERATIONS AND MAINTENANCE	639,315	567,522	622,500	493,500	637,740	637,740
CAPITAL OUTLAY						
79030 Improvements	0	0	0	0	0	0
79050 Furniture Fixtures and Office	0	0	1,900	1,900	1,900	1,900
79070 Machinery and Equipment	0	0	0	0	0	0
TOTAL CAPITAL OUTLAY	0	0	1,900	1,900	1,900	1,900
ACTIVITY TOTAL	5,189,688	5,284,806	5,699,768	4,050,385	4,926,115	4,926,115

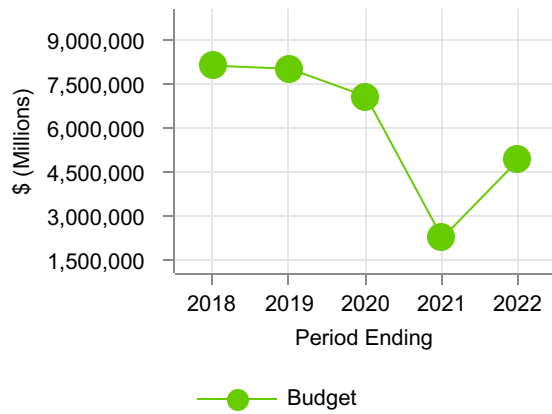
(This page is intentionally left blank)

THEATER


Percent of Operating Budget



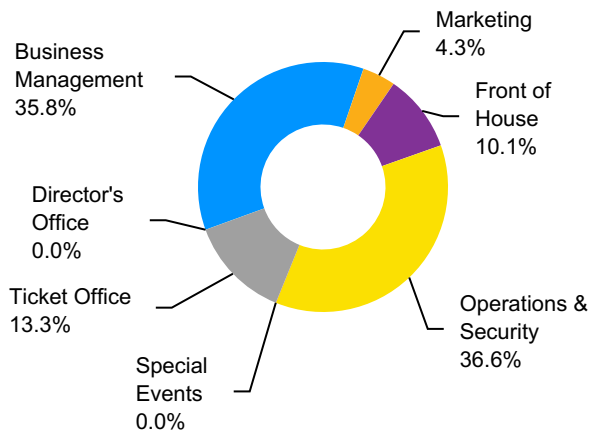
Budget History



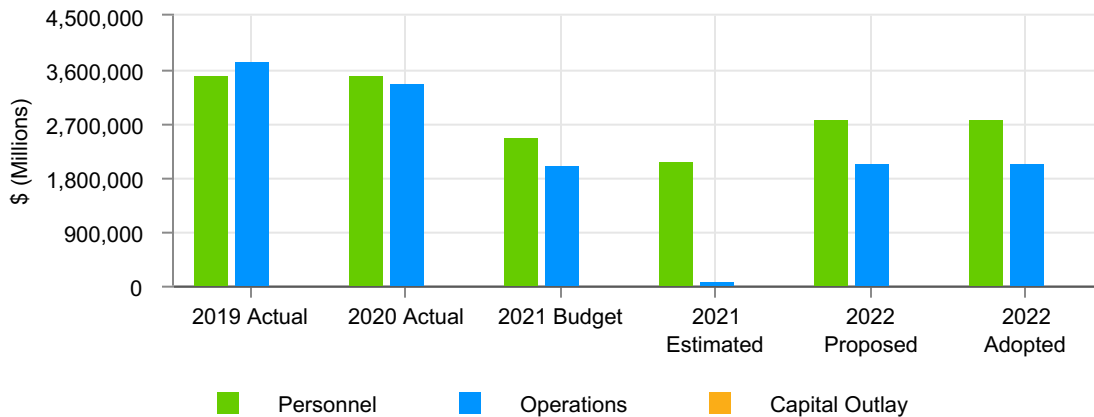
Department Budget Composition



Division Composition



Activity Summary



DEPARTMENTAL ACTIVITY OVERVIEW

DEPARTMENT: Theater

CODE: 600

OVERVIEW COMMENTARY

Cerritos Center for the Performing Arts is a City-owned facility developed to provide for the enjoyment and cultural enhancement of the community. In an effort to enhance the social, educational, and cultural environment of the citizens of Cerritos, Cerritos Center for the Performing Arts presents a diverse mix of professional performing arts events as well as providing a venue for many local and regional community groups and organizations wishing to use the facility.

The theater facilities at Cerritos Center for the Performing Arts can be configured into six performance venues: 1) Lyric Theater, 2) Drama / Recital, 3) Concert Hall, 4) Arena, 5) Cabaret, and 6) In-the-Round. This multi-purpose facility also provides flexible adjoining meeting rooms, catering facilities, and beautiful outdoor spaces serving to meet the needs of the community.

The 2021-2022 season marks the 29th anniversary for the Cerritos Center for the Performing Arts. Special event and performance partner activity is once again envisioned for the coming season.

ACTIVITY SUMMARY

CLASSIFICATION	2018-2019 ACTUAL	2019-2020 ACTUAL	2020-2021 BUDGET	2020-2021 ESTIMATED	2021-2022 PROPOSED	2021-2022 APPROVED
Personnel Expense	3,530,424	3,545,061	2,511,741	2,083,960	2,807,510	2,807,510
Operations and Maintenance	3,778,897	3,387,246	2,034,390	111,033	2,058,440	2,058,440
Capital Outlay	0	0	3,500	0	3,500	3,500
TOTAL BUDGET	7,309,321	6,932,307	4,549,631	2,194,993	4,869,450	4,869,450

THEATER SUBSIDIZED EVENTS

Cerritos Center for the Performing Arts (CCPA) and the City of Cerritos subsidize a number of organizations that use CCPA and its staff and equipment for their events. The following page is a summary of subsidized events for Fiscal Year 2020-21. It is important to note that due to the COVID-19 pandemic, CCPA has been closed during this time resulting in a substantial reduction in subsidized events for the fiscal year.

For the upcoming Fiscal Year 2021-22, it is expected that the following requests will be received:

- Cerritos Regional Chamber of Commerce - 3 events. The subsidy is expected to be approximately \$15,500.
- Cerritos Resident Clubs (A Groups) - 4 events. Resident Clubs (A Groups) are given 6 hours of room usage at no charge and pay 70% of all labor and equipment plus any additional hours at the normal rate. The subsidy is expected to be approximately \$7,500.
- City Hosted Events (includes off-site events) - 10 events. The subsidy is expected to be approximately \$66,500.

In addition to those events listed above, the CCPA offers Cerritos residents a 15% discount off of the hourly event rate and Cerritos businesses a 10% discount off of the hourly event rate.

THEATER SUBSIDIZED EVENTS

FISCAL YEAR 2020-2021

(Booked through March 2021 and estimated through June 30, 2021)

	Adjusted Facility Rental Rate	Equipment Fees	Labor Costs	CCPA Subsidy	Revenue to CCPA	Community Served (Est.)
Cerritos Chamber of Commerce- CCPA						
Taste of the Region	500	0	200	700	—	100
A-Groups (Resident Clubs) - CCPA						
CCPA/City Arts Education (Equipment & Labor Support)						
City Hosted Events (Equipment & Labor Support)						
COVID-19 Vaccine Clinic	1,600	0	400	2,000	—	800
TOTAL	2,100	—	600	2,700	—	900

DEPARTMENTAL ACTIVITY DETAIL

ACTIVITY COMMENTARY

DEPARTMENT: Theater
ACTIVITY: Office of the Director
CODE: 611

ACTIVITY DESCRIPTION

The Office of the Director is responsible for the administration and management of the Theater Department, which operates Cerritos Center for the Performing Arts. The Director is responsible for planning, directing, and coordinating the programs of the various cost centers within the department including Business Management, Special Events Services, Ticket Office, Performance Management and Front of House, and Operations and Security. The head of each cost center reports directly to the Director, who, in turn, is responsible to the City Manager for ensuring that all departmental programs are implemented efficiently, effectively and economically, in accordance with established City practices and procedures.

ACTIVITY OBJECTIVES

1. To maintain the establishment of Cerritos Center for the Performing Arts as a world-class performing arts center and organization.
2. To streamline staffing, organizational policies, and procedures.
3. To program a variety of performing arts events including music, dance, and theater.
4. To expand fundraising efforts.

SIGNIFICANT ACTIVITY PROGRAM CHANGES

CHANGES

No travel for booking conferences, meetings, or showcases is anticipated with the Director position being vacant (53080).

-\$6,500

DEPARTMENTAL ACTIVITY DETAIL

ACTIVITY EXPENDITURES

DEPARTMENT: Theater
ACTIVITY: Office of the Director
CODE: 611

	2018-2019 ACTUAL	2019-2020 ACTUAL	2020-2021 BUDGET	2020-2021 ESTIMATED	2021-2022 PROPOSED	2021-2022 APPROVED
PERSONNEL EXPENSE						
51010 Regular Earnings	408	0	0	0	0	0
52010 Regular Earnings - Part Time	0	0	0	0	0	0
52015 Special Project Earnings - Part Time	146,330	126,291	0	0	0	0
52021 Overtime Earnings - Part Time	0	0	0	0	0	0
52400 Employee Benefits	7,957	16,664	0	0	0	0
TOTAL PERSONNEL	154,695	142,955	0	0	0	0
OPERATIONS AND MAINTENANCE						
53010 Auto Allowance	0	0	0	0	0	0
53080 Travel and Meeting	2,300	162	6,500	0	0	0
61050 Bank Charges and Fees	0	0	0	0	0	0
61130 Delivery Service	0	0	400	0	0	0
61290 Marketing Expense	250	0	0	0	0	0
67060 Cellular Phone	0	0	0	0	0	0
TOTAL OPERATIONS AND MAINTENANCE	2,550	162	6,900	0	0	0
CAPITAL OUTLAY						
79050 Furniture Fixtures and Office	0	0	0	0	0	0
79070 Machinery and Equipment	0	0	0	0	0	0
TOTAL CAPITAL OUTLAY	0	0	0	0	0	0
ACTIVITY TOTAL	157,245	143,117	6,900	0	0	0

DEPARTMENTAL ACTIVITY DETAIL

ACTIVITY COMMENTARY

DEPARTMENT: Theater
ACTIVITY: Business Management
CODE: 621

ACTIVITY OBJECTIVES

1. To provide general administrative staff support to all Theater Department cost centers.
2. To assist in the preparation and monitoring of the Theater Department's annual operating budget.
3. To ensure that all Theater Department financial transactions are accomplished in accordance with City policies and procedures.
4. To ensure that all Theater Department financial matters are accomplished in the most efficient and cost effective manner possible.

SIGNIFICANT ACTIVITY PROGRAM CHANGES

CHANGES

No significant activity program changes.

DEPARTMENTAL ACTIVITY DETAIL

ACTIVITY EXPENDITURES

DEPARTMENT: Theater
ACTIVITY: Business Management
CODE: 621

	2018-2019 ACTUAL	2019-2020 ACTUAL	2020-2021 BUDGET	2020-2021 ESTIMATED	2021-2022 PROPOSED	2021-2022 APPROVED
PERSONNEL EXPENSE						
51010 Regular Earnings	87,372	82,194	85,800	85,800	90,100	90,100
52400 Employee Benefits	81,632	90,238	89,200	89,200	104,520	104,520
TOTAL PERSONNEL	169,004	172,432	175,000	175,000	194,620	194,620
OPERATIONS AND MAINTENANCE						
53020 Dues and Publications	4,937	3,343	5,000	3,500	5,000	5,000
61130 Delivery Service	73	294	500	0	500	500
61360 Permit Fees	78,227	62,939	50,000	1,500	50,000	50,000
61380 Printing	44	0	0	0	0	0
61430 Professional Services	19,423	19,896	76,500	6,500	75,000	75,000
61440 Program Expense	175,224	147,419	170,000	0	170,000	170,000
63121 Computer Software	0	0	0	0	0	0
63250 Office Supplies	308	133	500	0	500	500
63310 Postage	10,021	0	5,000	0	5,000	5,000
63410 Program Expenses and Supplies	2,837,000	2,527,000	1,230,050	0	1,230,000	1,230,000
63510 Signage / Flags / Display	2,372	1,652	5,000	0	5,000	5,000
63520 Special Supplies	1,349	1,750	4,000	0	4,000	4,000
67060 Cellular Phone	600	600	600	600	600	600
69090 Miscellaneous Reimbursements	1,485	185	2,000	0	2,000	2,000
TOTAL OPERATIONS AND MAINTENANCE	3,131,063	2,765,211	1,549,150	12,100	1,547,600	1,547,600
CAPITAL OUTLAY						
79050 Furniture Fixtures and Office	0	0	2,000	0	2,000	2,000
TOTAL CAPITAL OUTLAY	0	0	2,000	0	2,000	2,000
ACTIVITY TOTAL	3,300,067	2,937,643	1,726,150	187,100	1,744,220	1,744,220

DEPARTMENTAL ACTIVITY DETAIL

ACTIVITY COMMENTARY

DEPARTMENT: Theater
ACTIVITY: Performance Marketing & Sales
CODE: 631

ACTIVITY OBJECTIVES

1. Increase ticket sales for performances at the Cerritos Center for the Performing Arts through direct mail marketing pieces and mass media advertising.
2. Quantitatively measure effectiveness of marketing pieces and advertising and adjust plans for maximum effectiveness.
3. Conduct ongoing news media public relations outreach to promote publication and broadcast of listings, feature articles and performance reviews to promote ticket sales.

SIGNIFICANT ACTIVITY PROGRAM CHANGES

CHANGES

Reduction in Marketing Expense to promote 21-22 Season shows due to anticipated shorter season (61290).	-\$37,000
Increase in Printing for anticipated expenditures for direct mail campaigns (61380).	+\$10,530
Increase in Postage for anticipated expenditures for direct mail campaigns (63310).	+\$68,420

DEPARTMENTAL ACTIVITY DETAIL

ACTIVITY EXPENDITURES

DEPARTMENT: Theater
ACTIVITY: Performance Marketing & Sales
CODE: 631

	2018-2019 ACTUAL	2019-2020 ACTUAL	2020-2021 BUDGET	2020-2021 ESTIMATED	2021-2022 PROPOSED	2021-2022 APPROVED
PERSONNEL EXPENSE						
51010 Regular Earnings	0	0	0	0	0	0
52400 Employee Benefits	170	147	0	0	0	0
TOTAL PERSONNEL	170	147	0	0	0	0
OPERATIONS AND MAINTENANCE						
53070 Reimbursed Mileage	0	0	500	0	500	500
53080 Travel and Meeting	0	0	400	0	400	400
61130 Delivery Service	0	0	500	0	500	500
61290 Marketing Expense	78,145	59,148	74,000	0	37,000	37,000
61380 Printing	19,327	21,820	13,070	0	23,600	23,600
63250 Office Supplies	0	0	300	0	300	300
63270 Photo Film and Processing	124	82	1,000	0	1,000	1,000
63310 Postage	122,945	131,294	68,420	0	136,840	136,840
63510 Signage / Flags / Display	6,141	4,928	8,500	0	8,500	8,500
63520 Special Supplies	99	139	500	0	500	500
TOTAL OPERATIONS AND MAINTENANCE	226,781	217,411	167,190	0	209,140	209,140
CAPITAL OUTLAY						
79050 Furniture Fixtures and Office	0	0	0	0	0	0
TOTAL CAPITAL OUTLAY	0	0	0	0	0	0
ACTIVITY TOTAL	226,951	217,558	167,190	0	209,140	209,140

DEPARTMENTAL ACTIVITY DETAIL

ACTIVITY COMMENTARY

DEPARTMENT: Theater

ACTIVITY: Front of the House Management (FOH)

CODE: 641

ACTIVITY OBJECTIVES

1. To provide a welcoming and comfortable environment and experience for all Cerritos Center for the Performing Arts guest performers and audiences.
2. To ensure that every patron is treated with respect and attention, and is invited to return to the Cerritos Center for the Performing Arts in the future.
3. To ensure that all Cerritos Center for the Performing Arts performance management operations are accomplished in the most efficient and cost effective manner possible.

SIGNIFICANT ACTIVITY PROGRAM CHANGES

CHANGES

No significant activity program changes.

DEPARTMENTAL ACTIVITY DETAIL

ACTIVITY EXPENDITURES

DEPARTMENT: Theater

ACTIVITY: Front of the House Management (FOH)

CODE: 641

	2018-2019 ACTUAL	2019-2020 ACTUAL	2020-2021 BUDGET	2020-2021 ESTIMATED	2021-2022 PROPOSED	2021-2022 APPROVED
PERSONNEL EXPENSE						
51010 Regular Earnings	131,706	137,716	135,800	135,800	135,800	135,800
51021 Overtime	12,726	13,463	10,000	10,000	10,000	10,000
52010 Regular Earnings - Part Time	246,962	234,805	88,780	15,000	89,000	89,000
52021 Overtime Earnings - Part Time	291	325	1,000	0	1,000	1,000
52400 Employee Benefits	215,306	246,077	174,229	174,229	199,500	199,500
TOTAL PERSONNEL	606,991	632,386	409,809	335,029	435,300	435,300
OPERATIONS AND MAINTENANCE						
53070 Reimbursed Mileage	28	24	100	0	100	100
53090 Uniform and Shoes	1,217	0	2,000	0	2,000	2,000
61130 Delivery Service	25	0	100	0	100	100
61240 Front of the House Expense	97,706	81,705	45,000	0	45,000	45,000
61340 Outside Services	0	0	500	0	500	500
61430 Professional Services	13,580	12,800	6,000	0	6,000	6,000
63250 Office Supplies	0	164	200	0	200	200
63510 Signage / Flags / Display	26	0	100	0	100	100
63520 Special Supplies	0	0	100	0	100	100
TOTAL OPERATIONS AND MAINTENANCE	112,582	94,693	54,100	0	54,100	54,100
CAPITAL OUTLAY						
79050 Furniture Fixtures and Office	0	0	0	0	0	0
TOTAL CAPITAL OUTLAY	0	0	0	0	0	0
ACTIVITY TOTAL	719,573	727,079	463,909	335,029	489,400	489,400

DEPARTMENTAL ACTIVITY DETAIL

ACTIVITY COMMENTARY

DEPARTMENT: Theater

ACTIVITY: Operations & Security

CODE: 651

ACTIVITY OBJECTIVES

1. To produce all Cerritos Center for the Performing Arts events to the highest standards of technical and aesthetic excellence.
2. To provide a safe and secure environment for all Cerritos Center for the Performing Arts performers and audiences.
3. To ensure that all Cerritos Center for the Performing Arts event production and security operations are accomplished in the most efficient and cost effective manner possible.

SIGNIFICANT ACTIVITY PROGRAM CHANGES

CHANGES

No significant activity program changes.

DEPARTMENTAL ACTIVITY DETAIL

ACTIVITY EXPENDITURES

DEPARTMENT: Theater
ACTIVITY: Operations & Security
CODE: 651

	2018-2019 ACTUAL	2019-2020 ACTUAL	2020-2021 BUDGET	2020-2021 ESTIMATED	2021-2022 PROPOSED	2021-2022 APPROVED
PERSONNEL EXPENSE						
51010 Regular Earnings	465,450	487,756	479,300	479,300	479,300	479,300
51021 Overtime	54,008	39,532	51,400	0	51,400	51,400
52010 Regular Earnings - Part Time	774,099	697,661	366,141	150,000	370,000	370,000
52021 Overtime Earnings - Part Time	26,926	8,714	15,500	0	15,500	15,500
52400 Employee Benefits	760,654	863,556	637,662	637,662	724,670	724,670
TOTAL PERSONNEL	2,081,137	2,097,219	1,550,003	1,266,962	1,640,870	1,640,870
OPERATIONS AND MAINTENANCE						
53010 Auto Allowance	3,600	3,600	3,600	3,600	3,600	3,600
53020 Dues and Publications	300	300	300	300	400	400
53070 Reimbursed Mileage	28	61	250	0	250	250
53090 Uniform and Shoes	11,099	10,986	15,000	6,533	15,000	15,000
53091 Vehicle Operations	163	239	700	700	700	700
61130 Delivery Service	0	54	100	0	100	100
61340 Outside Services	23,472	30,527	30,000	0	30,000	30,000
61360 Permit Fees	873	1,164	1,200	0	1,200	1,200
61410 Production Expense	160,188	168,197	80,000	9,000	80,000	80,000
61430 Professional Services	7,100	6,580	5,000	0	5,000	5,000
63250 Office Supplies	0	0	100	0	100	100
63510 Signage / Flags / Display	0	0	0	0	0	0
63520 Special Supplies	1,465	344	1,000	0	1,000	1,000
67060 Cellular Phone	600	600	600	600	600	600
69950 Non-Cap Expenditures - FF&E	0	0	0	0	0	0
TOTAL OPERATIONS AND MAINTENANCE	208,888	222,652	137,850	20,733	137,950	137,950
CAPITAL OUTLAY						
79050 Furniture Fixtures and Office	0	0	1,000	0	1,000	1,000
TOTAL CAPITAL OUTLAY	0	0	1,000	0	1,000	1,000
ACTIVITY TOTAL	2,290,025	2,319,871	1,688,853	1,287,695	1,779,820	1,779,820

DEPARTMENTAL ACTIVITY DETAIL

ACTIVITY COMMENTARY

DEPARTMENT: Theater

ACTIVITY: Special Events Services

CODE: 661

ACTIVITY OBJECTIVES

1. To create an effective marketing plan for rentals.
2. To provide conference, meeting and banquet facilities for individuals, community groups, businesses and other outside users.
3. To ensure that all Special Events Services operations are accomplished in the most efficient and cost effective manner possible.

SIGNIFICANT ACTIVITY PROGRAM CHANGES

CHANGES

No significant activity program changes.

DEPARTMENTAL ACTIVITY DETAIL

ACTIVITY EXPENDITURES

DEPARTMENT: Theater
ACTIVITY: Special Events Services
CODE: 661

	2018-2019 ACTUAL	2019-2020 ACTUAL	2020-2021 BUDGET	2020-2021 ESTIMATED	2021-2022 PROPOSED	2021-2022 APPROVED
PERSONNEL EXPENSE						
51010 Regular Earnings	0	0	0	0	0	0
52010 Regular Earnings - Part Time	1,427	0	0	0	0	0
52400 Employee Benefits	248	64	0	0	0	0
TOTAL PERSONNEL	1,675	64	0	0	0	0
OPERATIONS AND MAINTENANCE						
53020 Dues and Publications	0	0	0	0	0	0
61290 Marketing Expense	0	0	0	0	0	0
61360 Permit Fees	3,114	119	0	0	0	0
TOTAL OPERATIONS AND MAINTENANCE	3,114	119	0	0	0	0
CAPITAL OUTLAY						
79050 Furniture Fixtures and Office	0	0	0	0	0	0
TOTAL CAPITAL OUTLAY	0	0	0	0	0	0
ACTIVITY TOTAL	4,789	183	0	0	0	0

DEPARTMENTAL ACTIVITY DETAIL

ACTIVITY COMMENTARY

DEPARTMENT: Theater
ACTIVITY: Box Office
CODE: 671

ACTIVITY OBJECTIVES

1. To provide prompt, accurate, and courteous service to patrons regarding all ticket orders for, or inquires about, programs at Cerritos Center for the Performing Arts.
2. To accurately account for all Cerritos Center for the Performing Arts ticket sales activity.
3. To ensure that all Ticket Office operations are accomplished in the most efficient and cost effective manner possible.

SIGNIFICANT ACTIVITY PROGRAM CHANGES

CHANGES

Decrease in anticipated expenditures for Permit Fees based on actual expenses from previous fiscal years (61360).

-\$10,000

DEPARTMENTAL ACTIVITY DETAIL

ACTIVITY EXPENDITURES

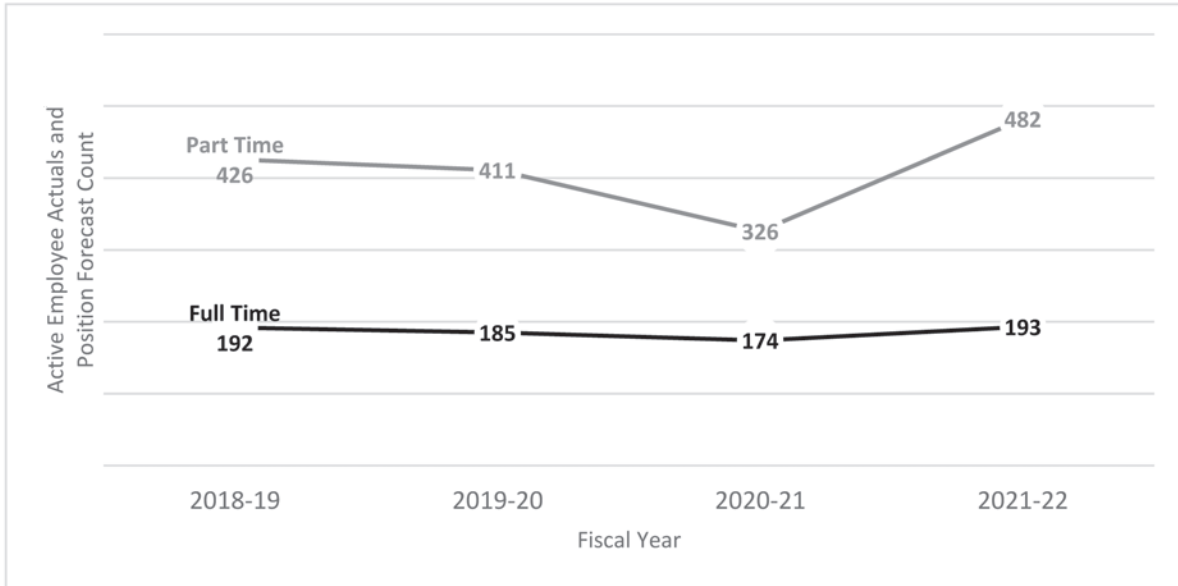
DEPARTMENT: Theater
 ACTIVITY: Box Office
 CODE: 671

	2018-2019 ACTUAL	2019-2020 ACTUAL	2020-2021 BUDGET	2020-2021 ESTIMATED	2021-2022 PROPOSED	2021-2022 APPROVED
PERSONNEL EXPENSE						
51010 Regular Earnings	114,729	125,601	126,300	126,300	130,800	130,800
51021 Overtime	10,957	15,436	8,000	0	8,000	8,000
52010 Regular Earnings - Part Time	208,212	160,055	76,960	15,000	77,000	77,000
52021 Overtime Earnings - Part Time	638	2,380	0	0	0	0
52400 Employee Benefits	182,217	196,387	165,669	165,669	320,920	320,920
TOTAL PERSONNEL	516,753	499,859	376,929	306,969	536,720	536,720
OPERATIONS AND MAINTENANCE						
53020 Dues and Publications	0	0	200	200	650	650
53070 Reimbursed Mileage	32	0	100	0	100	100
53080 Travel and Meeting	0	0	0	0	0	0
61130 Delivery Service	57	0	200	0	200	200
61340 Outside Services	0	0	500	0	500	500
61360 Permit Fees	78,477	77,593	90,000	76,000	80,000	80,000
61430 Professional Services	11,936	2,826	20,000	2,000	20,000	20,000
63110 Computer Supplies	0	0	100	0	100	100
63250 Office Supplies	555	534	2,500	0	2,500	2,500
63510 Signage / Flags / Display	0	0	100	0	100	100
63520 Special Supplies	2,861	5,703	5,500	0	5,500	5,500
69950 Non-Cap Expenditures - FF&E	0	342	0	0	0	0
TOTAL OPERATIONS AND MAINTENANCE	93,918	86,998	119,200	78,200	109,650	109,650
CAPITAL OUTLAY						
79050 Furniture Fixtures and Office	0	0	500	0	500	500
TOTAL CAPITAL OUTLAY	0	0	500	0	500	500
ACTIVITY TOTAL	610,671	586,857	496,629	385,169	646,870	646,870

(This page is intentionally left blank)

**PERSONNEL POSITIONS
AND
CLASSIFICATION TABLES**

**City of Cerritos
Full-Time and Part-Time City Staffing Levels By Department**



Department	Actual (1) 2018-19		Actual (1) 2019-20		Est. Actual 2020-21		Proposed (2) 2021-22	
	FT	PT	FT	PT	FT	PT	FT	PT
Legislative and Administrative	7	-	7	-	7	-	8	3
Community Development	16	3	15	2	15	1	17	3
Public Works / Water & Power	79	8	75	6	68	3	81	11
Community and Safety Services	29	269	29	249	27	188	29	293
Administrative Services	50	75	48	80	46	71	47	85
Theater	11	71	11	74	11	63	11	87
Class Total	192	426	185	411	174	326	193	482
Combined Total	618		596		500		675	
<i>Furloughed</i>						223		-
<i>Frozen</i>					9	117	6	127

(1) Staffing levels as of June 30 of each Fiscal Year. Staffing levels may not include vacant positions at the point-in-time of this report that were previously filled prior to June 30.

(2) Proposed Authorized Positions include frozen positions. See Authorized Positions list for details.

AUTHORIZED POSITIONS BY DEPARTMENT 2021 / 2022

CITY COUNCIL, COMMISSIONS, & COMMITTEES

CODE	PERSONNEL POSITIONS	Authorized
111	City Council	
	Council Member	5
TOTAL AUTHORIZED POSITIONS		5
123	Fine Arts & Historical Commission	
	Commissioner	5
TOTAL AUTHORIZED POSITIONS		5
251	Planning Commission	
	Commissioner	5
TOTAL AUTHORIZED POSITIONS		5
461	Property Preservation Commission	
	Commissioner	5
TOTAL AUTHORIZED POSITIONS		5
462	Parks & Recreation Commission	
	Commissioner	5
TOTAL AUTHORIZED POSITIONS		5
441	Let Freedom Ring Committee	
	Committee Member	10
TOTAL AUTHORIZED POSITIONS		10
451	Community Safety Committee	
	Committee Member	10
TOTAL AUTHORIZED POSITIONS		10
TOTAL AUTHORIZED CITY COUNCIL, COMMISSIONS, & COMMITTEES		45

AUTHORIZED POSITIONS BY DEPARTMENT 2021 / 2022

LEGISLATIVE AND ADMINISTRATIVE

CODE	PERSONNEL POSITIONS	Class	Grade	Authorized
121	City Manager			
	City Manager	FT		1
	Senior Assistant City Manager	FT	77	1
	Assistant City Manager	FT	68	1
	Division Secretary, Confidential	FT	32	1
	Division Secretary, Confidential (1*)	TPT	32	1
TOTAL AUTHORIZED POSITIONS				5
131	City Attorney			
	City Attorney	FT		1
TOTAL AUTHORIZED POSITIONS				1
141	City Clerk / City Treasurer			
	City Clerk / City Treasurer	FT		1
	Assistant City Clerk	FT	43	1
	Deputy City Clerk, Confidential	FT	37	1
	Clerical Aides	TPT	13	2
TOTAL AUTHORIZED POSITIONS				5
TOTAL LEGISLATIVE AND ADMINISTRATIVE				11

*Frozen position(s), authorized but not budgeted.

AUTHORIZED POSITIONS BY DEPARTMENT 2021 / 2022

COMMUNITY DEVELOPMENT

CODE	PERSONNEL POSITIONS	Class	Grade	Authorized
211	Director's Office - Community Development			
	Director of Community Development	FT	72	1
	Management Analyst	FT	46	1
	Building & Safety Clerk	FT	31	2
TOTAL AUTHORIZED POSITIONS				4
212	Geographic Information System (GIS)			
	GIS Administrator	FT	49	1
	GIS Analyst	FT	42	1
	GIS Clerk (1*)	TPT	29	1
TOTAL AUTHORIZED POSITIONS				3
221	Advance Planning			
	Advance Planning / Economic Development Manager	FT	55	1
	Associate Planner	FT	42	1
	Planning Assistant	FT	35	1
	Division Secretary	FT	32	1
TOTAL AUTHORIZED POSITIONS				4
231	Current Planning			
	Current Planning Manager	FT	55	1
	Senior Planner	FT	48	1
	Associate Planner	FT	42	3
	Division Secretary	FT	32	1
	Senior Business License Officer	FT	31	1
	Account Clerk	TPT	29	1
	Planning Intern (1*)	TPT	19	1
TOTAL AUTHORIZED POSITIONS				9
TOTAL COMMUNITY DEVELOPMENT				20

*Frozen position(s), authorized but not budgeted.

AUTHORIZED POSITIONS BY DEPARTMENT 2021 / 2022

PUBLIC WORKS / WATER & POWER

CODE	PERSONNEL POSITIONS	Class	Grade	Authorized
311	Director's Office - Public Works			
	Director of Public Works / Water & Power			
	City Engineer	FT	74	1
	Management Analyst	FT	46	1
	Secretary/Receptionist	TPT	28	1
	TOTAL AUTHORIZED POSITIONS			3
321	Engineering			
	Assistant City Engineer	FT	60	1
	Associate Civil Engineer	FT	53	1
	Assistant Civil Engineer	FT	49	1
	Public Works Inspector	FT	43	1
	Engineering Aide (1*)	FT	34	1
	Division Secretary	FT	32	1
	TOTAL AUTHORIZED POSITIONS			6
331	Environmental Services			
	Environmental Services Manager	FT	55	1
	Custodial Services Supervisor	FT	41	1
	Custodial Leadworker	FT	32	1
	Custodian II	FT	28	1
	Custodian I	FT	23	5
	Secretary/Receptionist	TPT	28	1
	Custodian I	TPT	23	2
	TOTAL AUTHORIZED POSITIONS			12
341	General Maintenance			
	Maintenance Superintendent	FT	58	1
	Maintenance Supervisor	FT	45	1
	Division Secretary	FT	32	1
	Custodian I	TPT	23	1
	Public Works Intern (1*)	TPT	19	1
	TOTAL AUTHORIZED POSITIONS			5
342	Street Maintenance			
	Maintenance Mechanic I	FT	31	1
	TOTAL AUTHORIZED POSITIONS			1
343	Vehicle Maintenance			
	Maintenance Leadworker	FT	38	1
	Maintenance Mechanic II	FT	35	2
	TOTAL AUTHORIZED POSITIONS			3

*Frozen position(s), authorized but not budgeted.

AUTHORIZED POSITIONS BY DEPARTMENT 2021 / 2022

PUBLIC WORKS / WATER & POWER (continued)

CODE	PERSONNEL POSITIONS	Class	Grade	Authorized
344	Facility Maintenance			
	Building Maintenance Engineer	FT	45	1
	Maintenance Leadworker	FT	38	1
	Maintenance Mechanic II	FT	35	1
	Maintenance Mechanic I	FT	31	1
	TOTAL AUTHORIZED POSITIONS			4
345	Swim Center Maintenance			
	Aquatics Maintenance Specialist (1*)	FT	33	1
	TOTAL AUTHORIZED POSITIONS			1
351	Parks & Trees Management			
	Parks Superintendent	FT	58	1
	Secretary/Receptionist	TPT	28	1
	TOTAL AUTHORIZED POSITIONS			2
352	Median & Parkway Maintenance			
	Parks Leadworker	FT	38	1
	TOTAL AUTHORIZED POSITIONS			1
353	Parkway Trees			
	Trees Supervisor	FT	45	1
	Trees Leadworker	FT	38	1
	Tree Trimmer II	FT	33	2
	Tree Trimmer I	FT	28	4
	TOTAL AUTHORIZED POSITIONS			8
354	Parks Maintenance			
	Parks Supervisor	FT	45	1
	Parks Leadworker	FT	38	2
	Park Gardener II	FT	32	10
	Park Gardener I	FT	27	11
	Parks Maintenance Assistant (Unskilled) (2*)	TPT	13	3
	TOTAL AUTHORIZED POSITIONS			27
355	Golf Course Maintenance			
	Parks Leadworker	FT	38	1
	Park Gardener II	FT	32	1
	Park Gardener I	FT	27	1
	TOTAL AUTHORIZED POSITIONS			3

*Frozen position(s), authorized but not budgeted.

AUTHORIZED POSITIONS BY DEPARTMENT 2021 / 2022

PUBLIC WORKS / WATER & POWER (continued)

CODE	PERSONNEL POSITIONS	Class	Grade	Authorized
361	Water and Power Management			—
	TOTAL AUTHORIZED POSITIONS			—
362	Water Management			
	Water Superintendent	FT	61	1
	Water Supervisor	FT	47	1
	Division Secretary	FT	32	1
	Public Works Intern (1*)	TPT	19	1
	TOTAL AUTHORIZED POSITIONS			4
363	Water Production and Distribution			
	Production Distribution Maintenance Operator (1*)	FT	38	4
	TOTAL AUTHORIZED POSITIONS			4
364	Water Operations			
	Water Meter Repairer	FT	34	1
	Water Maintenance II (1*)	FT	33	4
	Water Meter Reader	FT	30	1
	TOTAL AUTHORIZED POSITIONS			6
365	Water Inspection			
	Water Constr./Cross-Conn. Control	FT	43	1
	TOTAL AUTHORIZED POSITIONS			1
366	Reclaimed Water Operations			—
	TOTAL AUTHORIZED POSITIONS			—
368	Electric Utility Operations			
	Electric Utility Manager	FT	53	1
	TOTAL AUTHORIZED POSITIONS			1
TOTAL PUBLIC WORKS / WATER AND POWER				92

*Frozen position(s), authorized but not budgeted.

AUTHORIZED POSITIONS BY DEPARTMENT 2021 / 2022

COMMUNITY & SAFETY SERVICES

CODE	PERSONNEL POSITIONS	Class	Grade	Authorized
411	Director's Office - Community & Safety Services			
	Public Safety Manager	FT	61	1
	Community Services Supervisor	FT	48	1
	Division Secretary	FT	32	1
	TOTAL AUTHORIZED POSITIONS			3
421	Community Participation			
	Community Participation Manager (1*)	FT	53	1
	Division Secretary	FT	32	1
	TOTAL AUTHORIZED POSITIONS			2
422	Senior Center			
	Senior Services Supervisor	FT	43	1
	Facility/Volunteer Coordinator	FT	32	1
	Human Services Coordinator	FT	32	1
	Senior Services Recreation Coordinator	FT	32	1
	Senior Specialist IV (1*)	TPT	19	3
	Senior Specialist III (1*)	TPT	13	9
	Senior Specialist II (1*)	TPT	7	8
	TOTAL AUTHORIZED POSITIONS			24
441	Recreation Services			
	Recreation Services Superintendent	FT	61	1
	Recreation Services Supervisor	FT	49	3
	Recreation Services Coordinator	FT	38	5
	Division Secretary	FT	32	1
	Human Services Coordinator	FT	32	1
	Secretary/Receptionist	FT	28	2
	Graphic Design Artist	TPT	29	1
	Recreation Leader IV (4*)	TPT	19	30
	Recreation Leader III	TPT	13	16
	Recreation Leader II (27*)	TPT	7	76
	TOTAL AUTHORIZED POSITIONS			136
442	Golf Course			
	Recreation Services Coordinator	FT	38	1
	Recreation Leader IV (2*)	TPT	19	4
	Recreation Leader III (2*)	TPT	13	4
	Recreation Leader II (3*)	TPT	7	10
	TOTAL AUTHORIZED POSITIONS			19

*Frozen position(s), authorized but not budgeted.

AUTHORIZED POSITIONS BY DEPARTMENT 2021 / 2022

COMMUNITY & SAFETY SERVICES

CODE	PERSONNEL POSITIONS	Class	Grade	Authorized
443	Swim & Fitness Center			
	Recreation Services Coordinator	FT	38	1
	Assistant Aquatics Coordinator	FT	30	1
	Senior Lifeguard (2*)	TPT	23	10
	Recreation Leader IV (17*)	TPT	19	40
	Recreation Leader III (17*)	TPT	13	30
	Recreation Leader II / Cashier (4*)	TPT	7	11
TOTAL AUTHORIZED POSITIONS				93
451	Community Safety			
	Secretary/Receptionist	FT	28	1
	Community Services Officer (1*)	TPT	32	3
	Secretary/Receptionist (1*)	TPT	28	4
	Pedestrian Safety Coordinator	TPT	25	1
	Parking Enforcement Officer	TPT	23	5
	Crossing Guard	TPT	13	26
TOTAL AUTHORIZED POSITIONS				40
452	Code Enforcement			
	Code Enforcement Officer	FT	40	3
	Zoning Enforcement Officer	TPT	32	1
	Secretary/Receptionist	TPT	28	1
TOTAL AUTHORIZED POSITIONS				5
TOTAL COMMUNITY & SAFETY SERVICES				322

*Frozen position(s), authorized but not budgeted.

AUTHORIZED POSITIONS BY DEPARTMENT 2021 / 2022

ADMINISTRATIVE SERVICES

CODE	PERSONNEL POSITIONS	Class	Grade	Authorized
511	Director's Office - Administrative Services			
	Budget Manager	FT	58	1
	Department Secretary, Confidential	FT	35	1
	TOTAL AUTHORIZED POSITIONS			2
521	Public Information Services			
	Public Information Manager	FT	55	1
	Video Production Specialist	FT	40	1
	Graphic Designer	FT	37	1
	Media Coordinator	FT	37	1
	Division Secretary (1*)	TPT	32	1
	TOTAL AUTHORIZED POSITIONS			5
531	Finance			
	Finance Manager	FT	64	1
	Accountant	FT	47	3
	Accounting Technician	FT	35	3
	Account Clerk (1*)	TPT	29	2
	TOTAL AUTHORIZED POSITIONS			9
532	Water Billing			
	Accounting Technician	FT	35	1
	TOTAL AUTHORIZED POSITIONS			1
541	Human Resources			
	Personnel / Risk Manager	FT	64	1
	Personnel Administrator	FT	48	1
	Human Resources Analyst	FT	39	1
	Human Resources Technician, Confidential	FT	35	1
	Division Secretary, Confidential	FT	32	1
	Human Resources Benefits Coordinator, Confidential (1*)	TPT	32	2
	Clerical Aide, Confidential	TPT	13	2
	Clerical Aide	TPT	13	1
	TOTAL AUTHORIZED POSITIONS			10
551	Support Services			
	Buyer	FT	38	1
	Delivery / Warehouse Clerk	FT	29	1
	Purchasing Clerk	TPT	29	1
	TOTAL AUTHORIZED POSITIONS			3
552	Property Control			
	TOTAL AUTHORIZED POSITIONS			—

*Frozen position(s), authorized but not budgeted.

AUTHORIZED POSITIONS BY DEPARTMENT 2021 / 2022

ADMINISTRATIVE SERVICES

CODE	PERSONNEL POSITIONS	Class	Grade	Authorized
561	Management Information Services			
	Information Technology Manager	FT	64	1
	Network Administrator	FT	53	1
	IT Analyst	FT	48	2
	Information Technician II	FT	42	2
TOTAL AUTHORIZED POSITIONS				6
571	Municipal Library			
	City Librarian and Marketing Manager	FT	64	1
	Librarian II	FT	49	1
	Management Analyst	FT	46	1
	Information Technician II (1*)	FT	42	2
	Librarian I	FT	42	3
	Library Supervisor	FT	41	1
	Graphic Designer	FT	37	1
	Senior Library Assistant	FT	37	2
	Library Assistant	FT	32	4
	Library Clerk	FT	29	4
	Librarian I	TPT	42	4
	Library Assistant	TPT	32	6
	Library Clerk (2*)	TPT	29	21
	Security / Parking Assistant II (2*)	TPT	19	12
	Library Aide (2*)	TPT	13	12
	Library Page (4*)	TPT	2	21
TOTAL AUTHORIZED POSITIONS				96
TOTAL ADMINISTRATIVE SERVICES				132

*Frozen position(s), authorized but not budgeted.

AUTHORIZED POSITIONS BY DEPARTMENT 2021 / 2022

THEATER

CODE	PERSONNEL POSITIONS	Class	Grade	Authorized
611	Director's Office - Theater Department			—
	TOTAL AUTHORIZED POSITIONS			—
621	Business Management			
	Management Analyst	FT	46	1
	TOTAL AUTHORIZED POSITIONS			1
631	Performance Marketing and Sales			—
	TOTAL AUTHORIZED POSITIONS			—
641	Front of the House Management			
	House Coordinator	FT	37	1
	Event Coordinator	FT	30	1
	Facility Assistant III (1*)	TPT	23	6
	Facility Assistant II	TPT	13	6
	Facility Assistant I (5*)	TPT	2	15
	TOTAL AUTHORIZED POSITIONS			29
651	Operations & Security			
	Technical Administrator	FT	60	1
	Stage Crew Supervisor	FT	37	1
	Audio Specialist	FT	34	1
	Lighting Specialist	FT	34	1
	Master Carpenter	FT	34	1
	Technical Services Assistant	FT	33	1
	Audio Specialist	TPT	32	1
	Assistant Lighting Specialist	TPT	32	2
	Rigger Specialist	TPT	32	1
	Security / Parking Assistant III (2*)	TPT	23	5
	Security / Parking Assistant II (4*)	TPT	19	10
	Stage Assistant V (1*)	TPT	31	4
	Stage Assistant IV	TPT	23	12
	Stage Assistant III (5*)	TPT	19	11
	TOTAL AUTHORIZED POSITIONS			52
661	Special Event Services			—
	TOTAL AUTHORIZED POSITIONS			—

*Frozen position(s), authorized but not budgeted.

**AUTHORIZED POSITIONS BY DEPARTMENT
2021 / 2022**

THEATER

CODE	PERSONNEL POSITIONS	Class	Grade	Authorized
671	Box Office			
	Senior Ticket Office Coordinator	FT	34	1
	Ticket Office Coordinator	FT	31	1
	Box Office Teller	TPT	23	4
	Box Office Aide II (3*)	TPT	13	7
	Box Office Aide I (3*)	TPT	2	3
TOTAL AUTHORIZED POSITIONS				16
TOTAL THEATER				98

*Frozen position(s), authorized but not budgeted.

CITY OF CERRITOS CLASSIFICATION TABLE
2021/2022

CLASSIFICATIONS-FULL-TIME-NON-EXEMPT (Salary last modified 7/1/19)	GRADE	SALARY/MONTHLY
Custodian I	23	3619/4428
Park Gardener I	27	3951/4850
Custodian II Secretary/Receptionist Tree Trimmer I Water Maintenance I	28	4038/4954
Account Clerk Delivery/Warehouse Clerk Library Clerk	29	4131/5075
Assistant Aquatics Coordinator Business License Officer Event Coordinator Water Meter Reader	30	4225/5182
Building and Safety Clerk Maintenance Mechanic I Senior Account Clerk Senior Business License Officer Ticket Office Coordinator	31	4328/5312
Custodial Leadworker Division Secretary Facility/Volunteer Coordinator Human Services Coordinator Library Assistant Park Gardener II Parking Enforcement Coordinator Senior Services Recreation Coordinator	32	4428/5426
Aquatics Maintenance Specialist Technical Services Assistant Tree Trimmer II Water Maintenance II	33	4526/5559
Audio Specialist Corporate Yard Coordinator Engineering Aide Lighting Specialist Master Carpenter Purchasing Assistant Senior Ticket Office Coordinator Water Meter Repairer	34	4626/5691
Accounting Technician Department Secretary Maintenance Mechanic II Planning Assistant	35	4728/5825
Community Safety Officer Graphic Designer House Coordinator Media Coordinator Sr. Library Assistant Stage Crew Supervisor	37	4954/6099
Building Maintenance Technician Buyer Maintenance Leadworker Parks Leadworker Production Distribution Maintenance Operator Recreation Services Coordinator Trees Leadworker Water Maintenance Leadworker	38	5075/6240

Note: Classifications listed may include active and inactive classifications; additionally previous salary tables should be referenced.

CITY OF CERRITOS CLASSIFICATION TABLE
2021/2022

CLASSIFICATIONS-FULL-TIME EXEMPT (Salary last modified 7/1/19)	GRADE	SALARY/MONTHLY
Human Resources Analyst	39	5153/6432
Code Enforcement Officer Information Technician I Video Production Specialist	40	5276/6614
Custodial Services Supervisor Library Supervisor	41	5419/6769
Associate Planner GIS Analyst Information Technician II Librarian I	42	5562/6935
Administrative Assistant Assistant City Clerk Communications Specialist Public Works Inspector Senior Code Enforcement Officer Senior Services Supervisor Water Constr./ Cross-Conn. Control Inspector	43	5698/7112
Building Maintenance Engineer Maintenance Supervisor Parks Supervisor Trees Supervisor	45	5977/7477
Management Analyst	46	6126/7649
Accountant Event Sales Manager Marketing Supervisor Water Supervisor	47	6284/7848
Community Services Supervisor IT Analyst Personnel Administrator Senior Planner	48	6432/8048
Assistant Civil Engineer GIS Administrator Librarian II Recreation Services Supervisor Senior Accountant Utility Analyst	49	6614/8247
IT Supervisor	51	6935/8663
Accounting Supervisor Associate Civil Engineer Community Participation Manager Network Administrator Electric Utility Manager Manager	53	7290/9105
Advanced Planning Manager Current Planning Manager Environmental Services Manager Public Information Manager Support Services Manager Manager	55	7649/9567
Budget Manager Maintenance Superintendent Parks Superintendent Manager	58	8247/10293

CITY OF CERRITOS CLASSIFICATION TABLE
2021/2022

CLASSIFICATIONS-FULL-TIME EXEMPT (Salary last modified 7/1/19)	GRADE	SALARY/MONTHLY
Assistant City Engineer City & Theater Marketing Manager Performance Manager Technical Administrator Manager	60	8663/10815
Community Safety Manager Public Safety Manager Recreation Services Superintendent Theater Administrator Water Superintendent Manager	61	8884/11090
Manager	62	9105/11369
City Librarian City Librarian and Marketing Manager Deputy City Manager Finance Manager Information Technology Manager Personnel/Risk Manager Manager	64	9567/11947
Assistant City Manager	68	10561/13184
Community Development Director Director of Community & Cultural Services Director of Public Works/City Engineer Theater Executive Director Director	72	11653/14554
Director of Public Works/Water & Power City Engineer	74	12244/15279 Effective 3/24/19
Senior Assistant City Manager	77	13182/16459

Note: Classifications listed may include active and inactive classifications; additionally previous salary tables should be referenced.

CLASSIFICATIONS APPOINTED BY CITY COUNCIL		SALARY
City Manager	----	\$227,060/yr Effective 7/1/08
City Clerk/City Treasurer	----	\$149,500/yr Effective 7/1/20
City Attorney	----	\$12,075/month Effective 12/30/06

CITY COUNCIL (Salary last modified 6/8/09)		
City Council	----	\$1,137.39/mo

CLASSIFICATIONS-FULL-TIME CONFIDENTIAL (Salary last modified 7/1/19)	GRADE	SALARY/MONTHLY
Secretary/Receptionist, Confidential	28	4038/4954
Secretary to the City Clerk, Confidential	30	4225/5182
Division Secretary, Confidential	32	4428/5426
Accounting Technician, Confidential Department Secretary, Confidential Human Resources Technician, Confidential	35	4728/5825
Deputy City Clerk/Records Coordinator, Confidential	37	4954/6099
Administrative Secretary, Confidential	38	5075/6240

Note: Classifications listed may include active and inactive classifications; additionally previous salary tables should be referenced.

CITY OF CERRITOS CLASSIFICATION TABLE
2021/2022

CLASSIFICATIONS-PART-TIME CONFIDENTIAL (Salary last modified 7/1/19)	GRADE/ TIER	PAYRATE/HOURLY
Clerical Aide, Confidential	13	16.50/20.56
	13B	15.35/19.11
	13C	14.20/17.98
	13D	13.20/16.71
Human Resources Assistant, Confidential Secretary/Receptionist, Confidential	28	24.60/30.10
	28B	22.88/27.99
	28C	21.74/26.85
	28D	20.21/24.97
Division Secretary, Confidential Human Resources Benefits Coordinator, Confidential	32	27.04/33.19
	32B	25.14/30.87
	32C	23.99/29.72
	32D	22.32/27.64

Note: Classifications listed may include active and inactive classifications; additionally previous salary tables should be referenced.

CITY OF CERRITOS CLASSIFICATION TABLE
2021/2022

CLASSIFICATIONS-TEMPORARY-PART-TIME <small>(Salary last modified 7/1/19)</small>	GRADE/ TIER	PAYRATE/HOURLY
Box Office Aide I	2	12.57/15.71
Facility Assistant I	2B	11.70/14.59
Library Page	2C	10.56/13.46
Recreation Leader	2D	9.81/12.52
Recreation Leader I		
Security/Parking Assistant I		
Senior Center Specialist I		
Stage Assistant I	3	12.82/16.07
	3B	11.93/14.93
	3C	10.78/13.79
	3D	10.02/12.82
Recreation Leader II	7	14.25/17.72
Senior Center Specialist II	7B	13.25/16.49
	7C	12.11/15.35
	7D	11.27/14.27
Box Office Aide II	13	16.50/20.56
Clerical Aide	13B	15.35/19.11
Crossing Guard	13C	14.20/17.98
Facility Assistant II	13D	13.20/16.71
Library Aide		
Parks Maintenance Assistant (Unskilled)		
Recreation Leader III		
Senior Center Specialist III		
Stage Assistant II		
Administrative Intern	19	19.11/23.84
Communications Intern	19B	17.78/22.18
Emergency Preparedness Intern	19C	16.64/21.04
Engineering Intern	19D	15.48/19.56
Planning Intern		
Public Works Intern		
Recreation Leader IV		
Security/Parking Assistant II		
Senior Center Specialist IV		
Stage Assistant III		
Box Office Teller	23	22.02/26.89
Custodian I	23B	20.48/25.01
Facility Assistant III	23C	19.34/23.88
Parking Enforcement Officer	23D	17.99/22.21
Security/Parking Assistant III		
Senior Lifeguard		
Stage Assistant IV		
Pedestrian Safety Coordinator	25	22.97/28.26
	25B	21.37/26.29
	25C	20.22/25.14
	25D	18.81/23.38
Secretary/Receptionist	28	24.60/30.10
Water Maintenance I	28B	22.88/27.99
	28C	21.74/26.85
	28D	20.21/24.97
Account Clerk	29	25.28/31.04
Building & Safety Clerk	29B	23.51/28.86
Geographic Information Systems Clerk	29C	22.36/27.72
Graphic Design Artist	29D	20.80/25.76
IT Clerk		
Library Clerk		
Purchasing Clerk		

CITY OF CERRITOS CLASSIFICATION TABLE
2021/2022

CLASSIFICATIONS-TEMPORARY-PART-TIME (Salary last modified 7/1/19)	GRADE/ TIER	PAYRATE/HOURLY
Stage Assistant V	31	26.47/32.45
	31B	24.62/30.20
	31C	23.49/29.05
	31D	21.84/27.03
Assistant Lighting Specialist Audio Specialist Code Enforcement Officer Community Services Officer Division Secretary Library Assistant Rigger Specialist Wardrobe/Backstage Prod. Asst. Zoning Enforcement Officer	32	27.04/33.19
	32B	25.14/30.87
	32C	23.99/29.72
	32D	22.32/27.64

Note: Classifications listed may include active and inactive classifications; additionally previous salary tables should be referenced.

CLASSIFICATIONS-TEMPORARY-PART-TIME EXEMPT (Salary last modified 7/1/19)	GRADE/ TIER	PAYRATE/HOURLY
Crime Analyst	40	32.35/40.40
	40B	30.07/37.56
	40C	28.93/36.43
	40D	26.90/33.88
Librarian I	42	33.97/42.35
	42B	31.58/39.40
	42C	30.43/38.25
	42D	28.30/35.57

Note: Classifications listed may include active and inactive classifications; additionally previous salary tables should be referenced.

**CLASSIFICATION STEPS
2021/2022**

CLASSIFICATION STEPS-FULL-TIME NON-EXEMPT EMPLOYEES (Salary last modified 7/1/19)

Grade	Step A	Step B	Step C	Step D	Step E	Step F	Step G	Step H	Step I	Step J
23 Hourly	20.88	21.31	21.77	22.28	22.79	23.30	23.83	24.37	24.97	25.55
23 Monthly	3,619	3,694	3,774	3,861	3,951	4,038	4,131	4,225	4,328	4,428
25 Hourly	21.77	22.28	22.79	23.30	23.83	24.37	24.97	25.55	26.11	26.69
25 Monthly	3,774	3,861	3,951	4,038	4,131	4,225	4,328	4,428	4,526	4,626
27 Hourly	22.79	23.30	23.83	24.37	24.97	25.55	26.11	26.69	27.27	27.98
27 Monthly	3,951	4,038	4,131	4,225	4,328	4,428	4,526	4,626	4,728	4,850
28 Hourly	23.30	23.83	24.37	24.97	25.55	26.11	26.69	27.27	27.98	28.58
28 Monthly	4,038	4,131	4,225	4,328	4,428	4,526	4,626	4,728	4,850	4,954
29 Hourly	23.83	24.37	24.97	25.55	26.11	26.69	27.27	27.98	28.58	29.28
29 Monthly	4,131	4,225	4,328	4,428	4,526	4,626	4,728	4,850	4,954	5,075
30 Hourly	24.37	24.97	25.55	26.11	26.69	27.27	27.98	28.58	29.28	29.89
30 Monthly	4,225	4,328	4,428	4,526	4,626	4,728	4,850	4,954	5,075	5,182
31 Hourly	24.97	25.55	26.11	26.69	27.27	27.98	28.58	29.28	29.89	30.65
31 Monthly	4,328	4,428	4,526	4,626	4,728	4,850	4,954	5,075	5,182	5,312
32 Hourly	25.55	26.11	26.69	27.27	27.98	28.58	29.28	29.89	30.65	31.30
32 Monthly	4,428	4,526	4,626	4,728	4,850	4,954	5,075	5,182	5,312	5,426
33 Hourly	26.11	26.69	27.27	27.98	28.58	29.28	29.89	30.65	31.30	32.07
33 Monthly	4,526	4,626	4,728	4,850	4,954	5,075	5,182	5,312	5,426	5,559
34 Hourly	26.69	27.27	27.98	28.58	29.28	29.89	30.65	31.30	32.07	32.83
34 Monthly	4,626	4,728	4,850	4,954	5,075	5,182	5,312	5,426	5,559	5,691
35 Hourly	27.27	27.98	28.58	29.28	29.89	30.65	31.30	32.07	32.83	33.61
35 Monthly	4,728	4,850	4,954	5,075	5,182	5,312	5,426	5,559	5,691	5,825
37 Hourly	28.58	29.28	29.89	30.65	31.30	32.07	32.83	33.61	34.37	35.19
37 Monthly	4,954	5,075	5,182	5,312	5,426	5,559	5,691	5,825	5,957	6,099
38 Hourly	29.28	29.89	30.65	31.30	32.07	32.83	33.61	34.37	35.19	36.00
38 Monthly	5,075	5,182	5,312	5,426	5,559	5,691	5,825	5,957	6,099	6,240

Note: In certain cases rounding adjustments may apply.

CLASSIFICATION STEPS-FULL TIME EXEMPT EMPLOYEES-(Salary last modified 7/1/19)

Grade	Step A	Step B	Step C	Step D	Step E	Step F	Step G	Step H	Step I	Step J
39 Hourly	29.73	30.44	31.26	32.08	32.88	33.67	34.48	35.34	36.26	37.11
39 Monthly	5,153	5,276	5,419	5,562	5,698	5,836	5,977	6,126	6,284	6,432
40 Hourly	30.44	31.26	32.08	32.88	33.67	34.48	35.34	36.26	37.11	38.16
40 Monthly	5,276	5,419	5,562	5,698	5,836	5,977	6,126	6,284	6,432	6,614
41 Hourly	31.26	32.08	32.88	33.67	34.48	35.34	36.26	37.11	38.16	39.05
41 Monthly	5,419	5,562	5,698	5,836	5,977	6,126	6,284	6,432	6,614	6,769
42 Hourly	32.08	32.88	33.67	34.48	35.34	36.26	37.11	38.16	39.05	40.01
42 Monthly	5,562	5,698	5,836	5,977	6,126	6,284	6,432	6,614	6,769	6,935
43 Hourly	32.88	33.67	34.48	35.34	36.26	37.11	38.16	39.05	40.01	41.03
43 Monthly	5,698	5,836	5,977	6,126	6,284	6,432	6,614	6,769	6,935	7,112
45 Hourly	34.48	35.34	36.26	37.11	38.16	39.05	40.01	41.03	42.06	43.14
45 Monthly	5,977	6,126	6,284	6,432	6,614	6,769	6,935	7,112	7,290	7,477
46 Hourly	35.34	36.26	37.11	38.16	39.05	40.01	41.03	42.06	43.14	44.13
46 Monthly	6,126	6,284	6,432	6,614	6,769	6,935	7,112	7,290	7,477	7,649
47 Hourly	36.26	37.11	38.16	39.05	40.01	41.03	42.06	43.14	44.13	45.27
47 Monthly	6,284	6,432	6,614	6,769	6,935	7,112	7,290	7,477	7,649	7,848
48 Hourly	37.11	38.16	39.05	40.01	41.03	42.06	43.14	44.13	45.27	46.44
48 Monthly	6,432	6,614	6,769	6,935	7,112	7,290	7,477	7,649	7,848	8,048
49 Hourly	38.16	39.05	40.01	41.03	42.06	43.14	44.13	45.27	46.44	47.58
49 Monthly	6,614	6,769	6,935	7,112	7,290	7,477	7,649	7,848	8,048	8,247
50 Hourly	39.05	40.01	41.04	42.06	43.14	44.13	45.27	46.44	47.58	48.74
50 Monthly	6,769	6,935	7,113	7,290	7,477	7,649	7,848	8,048	8,247	8,448
51 Hourly	40.01	41.03	42.06	43.14	44.13	45.27	46.44	47.58	48.74	49.98
51 Monthly	6,935	7,112	7,290	7,477	7,649	7,848	8,048	8,247	8,448	8,663
53 Hourly	42.06	43.14	44.13	45.27	46.44	47.58	48.74	49.98	51.26	52.53
53 Monthly	7,290	7,477	7,649	7,848	8,048	8,247	8,448	8,663	8,884	9,105
55 Hourly	44.13	45.27	46.44	47.58	48.74	49.98	51.26	52.53	53.89	55.19
55 Monthly	7,649	7,848	8,048	8,247	8,448	8,663	8,884	9,105	9,340	9,567
58 Hourly	47.58	48.74	49.98	51.26	52.53	53.89	55.19	56.55	57.94	59.39
58 Monthly	8,247	8,448	8,663	8,884	9,105	9,340	9,567	9,802	10,043	10,293

Note: In certain cases rounding adjustments may apply.

CLASSIFICATION STEPS
2021/2022

CLASSIFICATION STEPS-FULL TIME EXEMPT EMPLOYEES-(Salary last modified 7/1/19)

Grade	Step A	Step B	Step C	Step D	Step E	Step F	Step G	Step H	Step I	Step J
60 Hourly	49.98	51.26	52.53	53.89	55.19	56.55	57.94	59.39	60.93	62.39
60 Monthly	8,663	8,884	9,105	9,340	9,567	9,802	10,043	10,293	10,561	10,815
61 Hourly	51.26	52.53	53.89	55.19	56.55	57.94	59.39	60.93	62.39	63.98
61 Monthly	8,884	9,105	9,340	9,567	9,802	10,043	10,293	10,561	10,815	11,090
62 Hourly	52.53	53.89	55.19	56.55	57.94	59.39	60.93	62.39	63.98	65.59
62 Monthly	9,105	9,340	9,567	9,802	10,043	10,293	10,561	10,815	11,090	11,369
63 Hourly	53.85	55.20	56.62	57.97	59.42	60.89	62.41	64.02	65.57	67.24
63 Monthly	9,333	9,569	9,814	10,048	10,300	10,555	10,818	11,097	11,365	11,656
64 Hourly	55.19	56.55	57.94	59.39	60.93	62.39	63.98	65.60	67.23	68.93
64 Monthly	9,567	9,802	10,043	10,293	10,561	10,815	11,090	11,370	11,653	11,947
68 Hourly	60.93	62.39	63.98	65.60	67.23	68.93	70.64	72.39	74.21	76.06
68 Monthly	10,561	10,815	11,090	11,370	11,653	11,947	12,245	12,548	12,863	13,184
69 Hourly	62.39	63.98	65.60	67.23	68.93	70.64	72.39	74.21	76.06	77.92
69 Monthly	10,815	11,090	11,370	11,653	11,947	12,245	12,548	12,863	13,184	13,507
72 Hourly	67.23	68.93	70.64	72.39	74.21	76.06	77.92	79.92	81.89	83.97
72 Monthly	11,653	11,947	12,245	12,548	12,863	13,184	13,507	13,852	14,195	14,554
73 Hourly	68.92	70.64	72.40	74.21	76.07	77.97	79.93	81.92	83.97	86.06
73 Monthly	11,944	12,243	12,549	12,862	13,184	13,514	13,851	14,198	14,553	14,917
74 Hourly	70.64	72.38	74.19	76.02	77.92	79.90	81.87	83.93	86.06	88.15
74 Monthly	12,244	12,546	12,859	13,177	13,507	13,848	14,191	14,547	14,917	15,279
75 Hourly	72.38	74.19	76.02	77.92	79.90	81.87	83.93	86.06	88.15	90.36
75 Monthly	12,546	12,859	13,177	13,507	13,848	14,191	14,547	14,917	15,279	15,663
76 Hourly	74.19	76.02	77.91	79.90	81.87	83.93	86.06	88.15	90.37	92.64
76 Monthly	12,859	13,177	13,505	13,848	14,191	14,547	14,917	15,279	15,665	16,058
77 Hourly	76.05	77.90	79.88	81.89	83.93	86.03	88.18	90.34	92.64	94.96
77 Monthly	13,182	13,503	13,845	14,195	14,547	14,912	15,285	15,660	16,058	16,459

Note: In certain cases rounding adjustments may apply.

CLASSIFICATION STEPS-FULL-TIME NON-EXEMPT CONFIDENTIAL EMPLOYEES (Salary last modified 7/1/19)

Grade	Step A	Step B	Step C	Step D	Step E	Step F	Step G	Step H	Step I	Step J
28 Hourly	23.30	23.83	24.37	24.97	25.55	26.11	26.69	27.27	27.98	28.58
28 Monthly	4,038	4,131	4,225	4,328	4,428	4,526	4,626	4,728	4,850	4,954
30 Hourly	24.37	24.97	25.55	26.11	26.69	27.27	27.98	28.58	29.28	29.89
30 Monthly	4,225	4,328	4,428	4,526	4,626	4,728	4,850	4,954	5,075	5,182
32 Hourly	25.55	26.11	26.69	27.27	27.98	28.58	29.28	29.89	30.65	31.30
32 Monthly	4,428	4,526	4,626	4,728	4,850	4,954	5,075	5,182	5,312	5,426
35 Hourly	27.27	27.98	28.58	29.28	29.89	30.65	31.30	32.07	32.83	33.61
35 Monthly	4,728	4,850	4,954	5,075	5,182	5,312	5,426	5,559	5,691	5,825
37 Hourly	28.58	29.28	29.89	30.65	31.30	32.07	32.83	33.61	34.37	35.19
37 Monthly	4,954	5,075	5,182	5,312	5,426	5,559	5,691	5,825	5,957	6,099
38 Hourly	29.28	29.89	30.65	31.30	32.07	32.83	33.61	34.37	35.19	36.00
38 Monthly	5,075	5,182	5,312	5,426	5,559	5,691	5,825	5,957	6,099	6,240

Note: In certain cases rounding adjustments may apply.

CLASSIFICATION STEPS-TEMPORARY PART-TIME CONFIDENTIAL EMPLOYEES (Salary last modified 7/1/19)

Grade	Step A	Step B	Step C	Step D	Step E	Step F	Step G	Step H	Step I	Step J
13 Hourly	16.50	16.95	17.32	17.72	18.18	18.65	19.11	19.58	20.09	20.56
13B Hourly	15.35	15.77	16.12	16.49	16.90	17.32	17.78	18.22	18.69	19.11
13C Hourly	14.20	14.62	14.97	15.35	15.76	16.18	16.64	17.07	17.55	17.98
13D Hourly	13.20	13.60	13.93	14.27	14.66	15.06	15.48	15.87	16.31	16.71
28 Hourly	24.60	25.12	25.72	26.36	26.91	27.56	28.16	28.79	29.51	30.10
28B Hourly	22.88	23.38	23.92	24.53	25.02	25.65	26.18	26.78	27.45	27.99
28C Hourly	21.74	22.24	22.78	23.38	23.89	24.50	25.05	25.65	26.31	26.85
28D Hourly	20.21	20.68	21.18	21.75	22.22	22.79	23.30	23.85	24.47	24.97
32 Hourly	27.04	27.64	28.29	28.92	29.63	30.29	31.04	31.73	32.45	33.19
32B Hourly	25.14	25.71	26.32	26.89	27.54	28.16	28.86	29.50	30.20	30.87
32C Hourly	23.99	24.57	25.17	25.75	26.40	27.03	27.72	28.35	29.05	29.72
32D Hourly	22.32	22.84	23.41	23.95	24.56	25.12	25.76	26.37	27.03	27.64

Note: In certain cases rounding adjustments may apply.

CLASSIFICATION STEPS
2021/2022

CLASSIFICATION STEPS-TEMPORARY PART-TIME EMPLOYEES-(Salary last modified 7/1/19)

Grade	Step A	Step B	Step C	Step D	Step E	Step F	Step G	Step H	Step I	Step J
2 Hourly	12.57	12.82	13.19	13.54	13.89	14.25	14.62	14.89	15.27	15.71
2B Hourly	11.70	11.93	12.29	12.58	12.93	13.25	13.61	13.86	14.20	14.59
2C Hourly	10.56	10.78	11.14	11.43	11.78	12.11	12.46	12.72	13.07	13.46
2D Hourly	9.81	10.02	10.35	10.64	10.96	11.27	11.60	11.83	12.14	12.52
3 Hourly	12.82	13.19	13.54	13.89	14.25	14.62	14.89	15.27	15.71	16.07
3B Hourly	11.93	12.29	12.58	12.93	13.25	13.61	13.86	14.20	14.59	14.93
3C Hourly	10.78	11.14	11.43	11.78	12.11	12.46	12.72	13.07	13.46	13.79
3D Hourly	10.02	10.35	10.64	10.96	11.27	11.60	11.83	12.14	12.52	12.82
7 Hourly	14.25	14.62	14.89	15.27	15.71	16.07	16.50	16.95	17.32	17.72
7B Hourly	13.25	13.61	13.86	14.20	14.59	14.93	15.35	15.77	16.12	16.49
7C Hourly	12.11	12.47	12.72	13.07	13.46	13.79	14.20	14.62	14.97	15.35
7D Hourly	11.27	11.60	11.83	12.14	12.52	12.82	13.20	13.60	13.93	14.27
13 Hourly	16.50	16.95	17.32	17.72	18.18	18.65	19.11	19.58	20.09	20.56
13B Hourly	15.35	15.77	16.12	16.49	16.90	17.32	17.78	18.22	18.69	19.11
13C Hourly	14.20	14.62	14.97	15.35	15.76	16.18	16.64	17.07	17.55	17.98
13D Hourly	13.20	13.60	13.93	14.27	14.66	15.06	15.48	15.87	16.31	16.71
19 Hourly	19.11	19.58	20.09	20.56	21.13	21.65	22.17	22.70	23.34	23.84
19B Hourly	17.78	18.22	18.69	19.11	19.65	20.14	20.60	21.10	21.68	22.18
19C Hourly	16.64	17.07	17.55	17.98	18.49	19.00	19.46	19.96	20.55	21.04
19D Hourly	15.48	15.87	16.31	16.71	17.22	17.67	18.10	18.58	19.11	19.56
23 Hourly	22.02	22.50	22.97	23.49	24.05	24.59	25.12	25.72	26.31	26.89
23B Hourly	20.48	20.92	21.37	21.85	22.36	22.86	23.38	23.92	24.46	25.01
23C Hourly	19.34	19.78	20.22	20.70	21.22	21.73	22.24	22.78	23.32	23.88
23D Hourly	17.99	18.39	18.81	19.27	19.75	20.20	20.68	21.18	21.67	22.21
25 Hourly	22.97	23.49	24.05	24.59	25.12	25.72	26.31	26.89	27.56	28.26
25B Hourly	21.37	21.85	22.36	22.86	23.38	23.92	24.46	25.01	25.65	26.29
25C Hourly	20.22	20.70	21.22	21.73	22.24	22.78	23.32	23.88	24.50	25.14
25D Hourly	18.81	19.27	19.75	20.20	20.68	21.18	21.67	22.21	22.79	23.38
28 Hourly	24.60	25.12	25.72	26.36	26.91	27.56	28.16	28.79	29.51	30.10
28B Hourly	22.88	23.38	23.92	24.53	25.02	25.65	26.18	26.78	27.45	27.99
28C Hourly	21.74	22.24	22.78	23.38	23.89	24.50	25.05	25.65	26.31	26.85
28D Hourly	20.21	20.68	21.18	21.75	22.22	22.79	23.30	23.85	24.47	24.97
29 Hourly	25.28	25.81	26.47	27.04	27.64	28.29	28.92	29.63	30.29	31.04
29B Hourly	23.51	24.01	24.62	25.14	25.71	26.32	26.89	27.54	28.16	28.86
29C Hourly	22.36	22.88	23.49	23.99	24.57	25.17	25.75	26.40	27.03	27.72
29D Hourly	20.80	21.27	21.84	22.32	22.84	23.41	23.95	24.56	25.12	25.76
31 Hourly	26.47	27.04	27.64	28.29	28.92	29.63	30.29	31.04	31.73	32.45
31B Hourly	24.62	25.14	25.71	26.32	26.89	27.54	28.16	28.86	29.50	30.20
31C Hourly	23.49	23.99	24.57	25.17	25.75	26.40	27.03	27.72	28.35	29.05
31D Hourly	21.84	22.32	22.84	23.41	23.95	24.56	25.12	25.76	26.37	27.03
32 Hourly	27.04	27.64	28.29	28.92	29.63	30.29	31.04	31.73	32.45	33.19
32B Hourly	25.14	25.71	26.32	26.89	27.54	28.16	28.86	29.50	30.20	30.87
32C Hourly	23.99	24.57	25.17	25.75	26.40	27.03	27.72	28.35	29.05	29.72
32D Hourly	22.32	22.84	23.41	23.95	24.56	25.12	25.76	26.37	27.03	27.64
35 Hourly	28.92	29.64	30.29	31.04	31.70	32.46	33.16	33.98	34.81	35.61
35B Hourly	26.89	27.55	28.16	28.86	29.47	30.21	30.84	31.59	32.38	33.13
35C Hourly	25.75	26.42	27.03	27.72	28.32	29.06	29.70	30.44	31.24	31.99
35D Hourly	23.95	24.57	25.12	25.76	26.34	27.04	27.62	28.31	29.04	29.75

Note: In certain cases rounding adjustments may apply.

CLASSIFICATION STEPS
2021/2022

CLASSIFICATION STEPS-TEMPORARY PART-TIME EXEMPT EMPLOYEES-(Salary last modified 7/1/19)

Grade	Step A	Step B	Step C	Step D	Step E	Step F	Step G	Step H	Step I	Step J
40 Hourly	32.35	33.16	33.98	34.84	35.70	36.61	37.49	38.46	39.41	40.40
40B Hourly	30.07	30.84	31.59	32.40	33.20	34.05	34.87	35.75	36.65	37.56
40C Hourly	28.93	29.70	30.44	31.26	32.06	32.91	33.73	34.61	35.51	36.43
40D Hourly	26.90	27.62	28.31	29.06	29.82	30.60	31.36	32.19	33.02	33.88
42 Hourly	33.97	34.81	35.68	36.49	37.44	38.38	39.30	40.40	41.35	42.35
42B Hourly	31.58	32.38	33.17	33.95	34.82	35.70	36.56	37.56	38.47	39.40
42C Hourly	30.43	31.24	32.03	32.80	33.68	34.56	35.40	36.43	37.33	38.25
42D Hourly	28.30	29.04	29.79	30.49	31.33	32.14	32.94	33.88	34.72	35.57

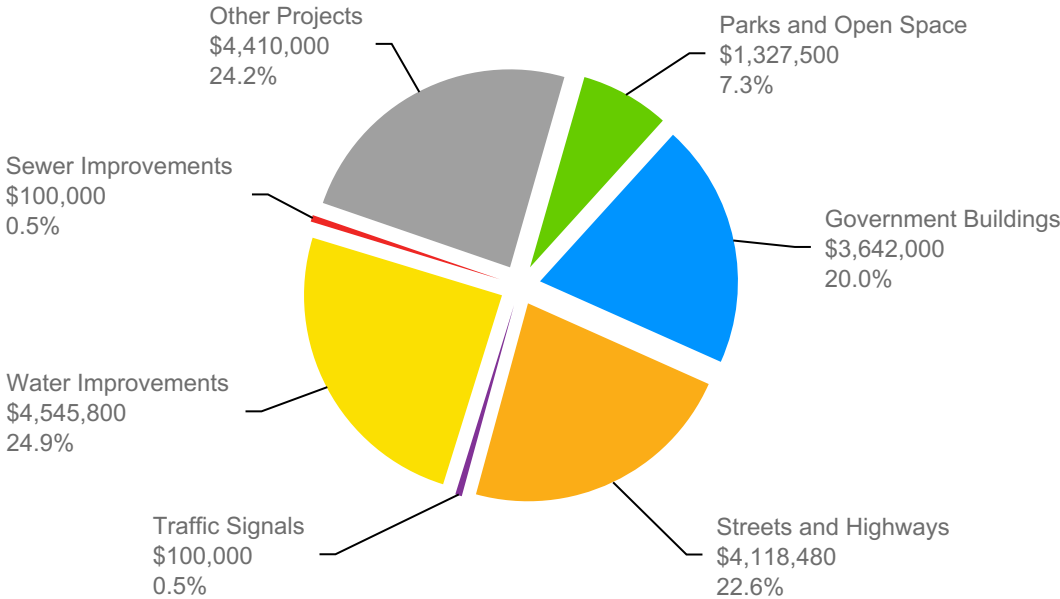
Note: In certain cases rounding adjustments may apply.

City of Cerritos
Financial Program: 2021-2022
Capital Improvement Program

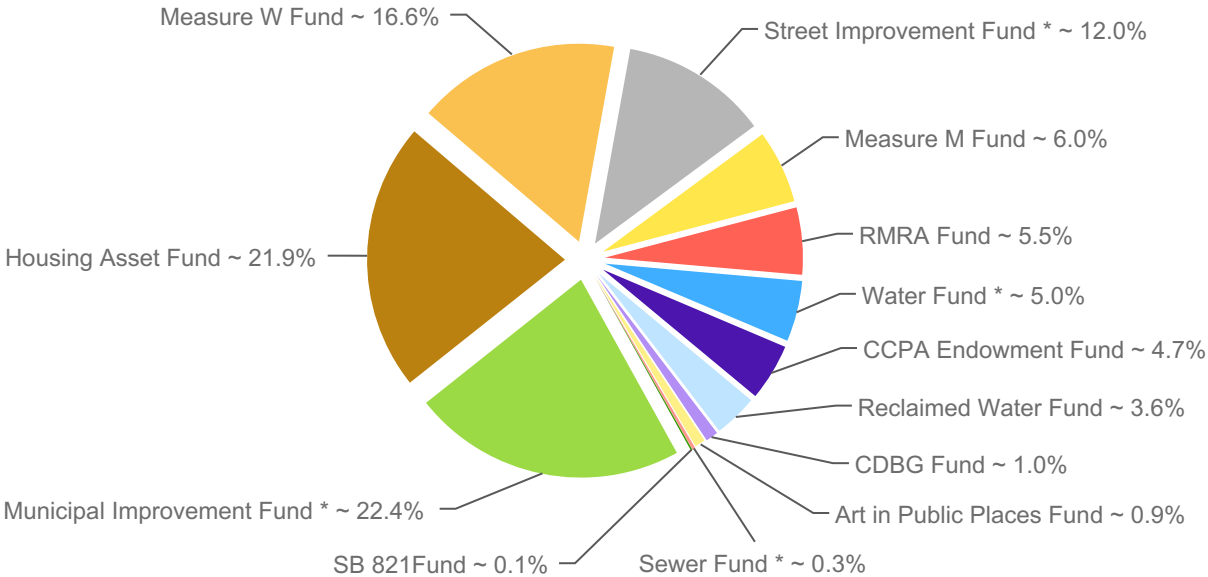
CAPITAL IMPROVEMENT PROGRAM OVERVIEW

FUND SOURCE AND ACTIVITY CLASSIFICATION COMPOSITIONS

Capital Improvement Program Composition by Classification, FY 2021-22



Capital Improvement Program Composition Percentage by Fund, FY 2021-22



* See Fund pages for General Fund and American Rescue Plan Act Fund transfer activity

CAPITAL IMPROVEMENT PROGRAM OVERVIEW

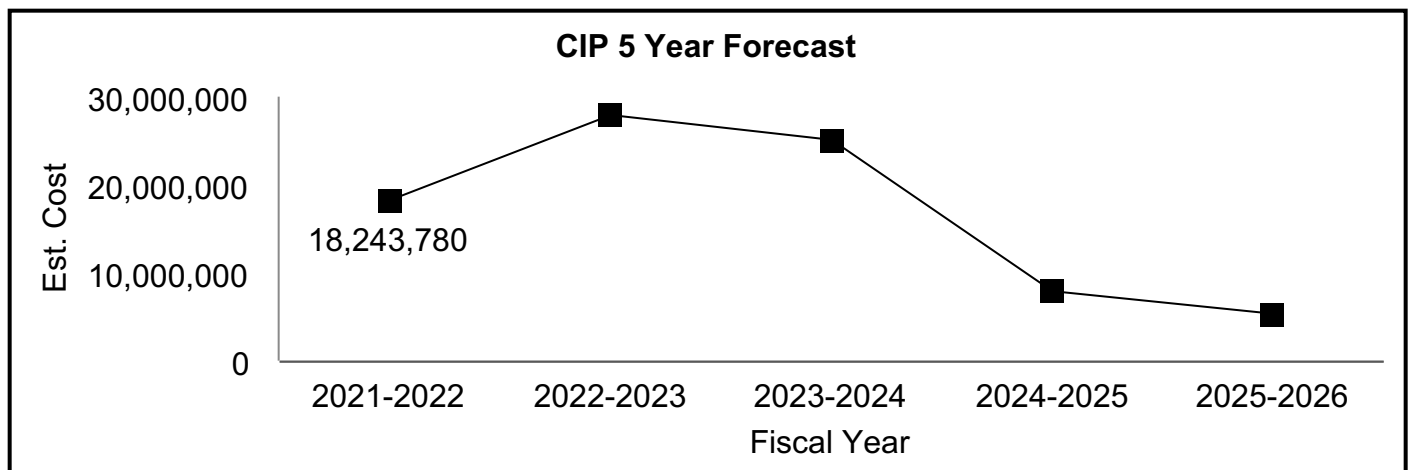
OVERVIEW COMMENTARY

In Fiscal Year 1973-1974, the City embarked upon a new approach to Capital Improvement budgeting when the City Council adopted a five-year projected Capital Improvement Program (CIP). Although the actual projects and dollar amounts of each subsequent CIP have changed to reflect the needs of the community, the City has steadily progressed toward its long range Capital Improvement goals.

The physical improvement needs set forth in the CIP fall into several broad classifications. Within each of these broad categories, an attempt has been made to prioritize items so that the most critically needed Capital Improvements are undertaken early in the overall program. CIP funds are allocated in a manner which will permit the City to attain its development potential in a reasonable and controlled period of time, with a schedule.

As in past years, funds are budgeted for CIP Projects anticipated to be undertaken prior to the end of the fiscal year. Dollar amounts for other needed projects, including inflationary allowances, are incorporated into the subsequent four years. The projects identified in the following CIP represent an assessment of the physical improvement needs and requirements of the City as they are currently perceived by City Management.

ACTIVITY CLASSIFICATION SUMMARY



CLASSIFICATION	2021-2022	2022-2023	2023-2024	2024-2025	2025-2026	EST. EXPEND. 2019-2020	TOTAL COST
Parks and Open Space	1,327,500	2,229,000	1,034,000	975,000	50,000	672,266	6,287,766
Government Buildings	3,642,000	8,433,000	16,275,000	200,000	0	11,139,427	39,689,427
Streets and Highways	4,118,480	9,346,943	2,803,000	3,253,000	2,103,000	4,755,353	26,379,776
Traffic Signals	100,000	650,000	100,000	100,000	0	356,035	1,306,035
Water Improvements	4,545,800	3,912,200	3,230,000	1,730,000	1,630,000	1,012,191	16,060,191
Sewer Improvements	100,000	1,990,000	1,290,000	1,290,000	1,200,000	0	5,870,000
Other Projects	4,410,000	1,350,000	362,000	350,000	350,000	2,350,000	9,172,000
TOTAL	18,243,780	27,911,143	25,094,000	7,898,000	5,333,000	20,285,272	104,765,195

CAPITAL IMPROVEMENT PROGRAM FUND SOURCES BY PROJECT

		2021-2022	Municipal	Municipal	Municipal	CDBG	Measure
		Total	(Gen. Fund)*	Def. Rev.	Reimb.		"W"
		Budget	410	410	410	290	232
PARKS AND OPEN SPACES							
<i>(Budgeted in Fund 410)</i>							
22101	ATHLETIC COURT RESURFACING	35,000	35,000				
22102	ATHLETIC FIELD IMPROVEMENTS	200,000	200,000				
10074	CDBG-FUNDED PLAYGROUND RESURFACING IMPROVEMENTS (Rosewood Park)	187,000				187,000	
10073	CITYWIDE PLAYGROUND IMPROVEMENTS	25,000	25,000				
20101	CITYWIDE PLAYGROUND ROLL COAT PROTECTION PROGRAM	50,000	50,000				
22103	GOLF COURSE FENCE AND NETTING IMPROVEMENTS	330,000	330,000				
20104	NEIGHBORHOOD PARK PICNIC SHELTER INSTALLATION	204,500			204,500		
20114	REPLACEMENT OF PARK AMENITIES	25,000	25,000				
22104	BETTENCOURT PARK OPERATIONAL IMPROVEMENTS	50,000	50,000				
22105	ROSEWOOD PARK PLAYGROUND IMPROVEMENTS (In conjunction with resurfacing funded by CDBG)	156,000	156,000				
22106	TENNIS COURT WIND SCREEN IMPROVEMENTS	30,000	30,000				
22107	FRONTIER PARK FENCE REHABILITATION	35,000	35,000				
TOTAL PARKS AND OPEN SPACES		1,327,500	936,000	—	204,500	187,000	—

		2021-2022	Municipal	Municipal	Municipal	CCPA	Art
		Total	(Gen. Fund)*	Fund Bal.	Reimb.	Endow	
		Budget	410	410	410	112	115
GOVERNMENT BUILDINGS							
<i>(Budgeted in Fund 410)</i>							
20201	SWIM/FITNESS CENTER REHABILITATION (Los Angeles County Supervisor grant reimbursement)	400,000	400,000				
12021	CERRITOS CENTER FOR THE PERFORMING ARTS OPERATIONAL IMPROVEMENTS	75,000	75,000				
12706	CERRITOS CENTER FOR THE PERFORMING ARTS ROOF REPLACEMENT	850,000				850,000	
12703	CIVIC CENTER HVAC REPLACEMENTS	250,000	250,000				
22201	COUNCIL CHAMBERS AUDIO/VIDEO EQUIPMENT UPGRADES	380,000	380,000				
22202	LIBRARY BUILDING ENVELOPE REPAIRS	20,000	20,000				
22203	LIBRARY CARPET REPLACEMENT	62,000	62,000				
22204	LIBRARY LIGHTING SYSTEM REPLACEMENT	65,000	65,000				
22205	SENIOR CENTER DISPLAY ROOM IMPROVEMENTS	100,000					100,000
18205	SECURITY EQUIPMENT REPLACEMENT FOR CITY FACILITIES	40,000	40,000				
12720	SENIOR CENTER OPERATIONAL IMPROVEMENTS	75,000	75,000				
21201	SENIOR CENTER SURVEILLANCE CAMERA UPGRADE	15,000	15,000				
22206	911 DISPATCH RELATED IMPROVEMENTS	50,000	50,000				
22207	SHERIFF'S STATION PATIO DECK REFURBISHMENT	30,000	30,000				
22208	EMERGENCY GENERATOR UPGRADES	35,000	35,000				
22209	CIVIC CENTER PARKING STRUCTURE REHABILITATION	1,000,000	1,000,000				
22210	HERITAGE PARK BUILDING IMPROVEMENTS	60,000	60,000				
20204	PHONE SYSTEM REPLACEMENT	100,000	100,000				
20205	HVAC METASYS UPGRADE	35,000	35,000				
TOTAL GOVERNMENT BUILDINGS		3,642,000	2,692,000	—	—	850,000	100,000

* See Fund pages for General Fund and American Rescue Plan Act Fund transfer activity

CAPITAL IMPROVEMENT PROGRAM FUND SOURCES BY PROJECT

		2021-2022	Street	Street	SB821	RMRA	Measure
		Total	(Gen. Fund)*	Reimb.			"M"
		Budget	211	211	215	210	220
STREETS AND HIGHWAYS <i>(Budgeted in Fund 410)</i>							
13086	WHEELCHAIR ACCESSIBLE RAMPS	25,000			25,000		
13715	DEL AMO BOULEVARD BRIDGE REPLACEMENT (Design and Environmental Services)	1,165,480		1,165,480			
14088	RESIDENTIAL STREET REHABILITATION	1,000,000				1,000,000	
19301	METRO INTERSECTION (HOT SPOTS) PROJECT (Metro Reimbursement)	500,000		500,000			
13054	SIDEWALK CURB AND GUTTER REHABILITATION	500,000	200,000				300,000
22301	BLOOMFIELD AVENUE REHABILITATION - 166TH STREET TO ALONDRA BOULEVARD	600,000					600,000
14077	ARTERIAL STREET SLURRY SEAL	250,000	250,000				
14099	PROGRAM/PARKWAY PLANTER BLOCK WALL IMPROVEMENTS	78,000	78,000				
TOTAL STREETS AND HIGHWAYS		4,118,480	528,000	1,665,480	25,000	1,000,000	900,000

		2021-2022	Municipal	Municipal	Municipal	Street	Street
		Total	(Gen. Fund)*	Def. Rev.	Reimb.	(Gen. Fund)*	Reimb.
		Budget	410	410	410	211	211
TRAFFIC SIGNALS <i>(Budgeted in Fund 410)</i>							
19402	ILLUMINATED PEDESTRIAN CROSSING UPGRADES	40,000	40,000				
19401	TRAFFIC SIGNAL SAFETY LIGHT UPGRADES CITY WIDE	10,000	10,000				
22401	TOWNE CENTER TRAFFIC SIGNAL SAFETY LIGHT CONVERSION TO LED AND INTERSECTION STRIPING ENHANCEMENT	50,000	50,000				
TOTAL TRAFFIC SIGNALS		100,000	100,000	—	—	—	—

		2021-2022	Water	Water	Water	Reclaim.	Measure
		Total	(Gen. Fund)*	Def. Rev.	Reimb.	Water	"W"
		Budget	510	510	510	550	232
WATER IMPROVEMENTS <i>(Water budgeted in Fund 510, Reclaimed Water budgeted in 550)</i>							
17007	NPDES IMPLEMENTATION PROGRAM	115,000					115,000
17197	C-5 WATER WELL (WRD Settlement)	250,000		250,000			
17199	GROUNDWATER REMEDIATION - CIVIC CENTER	925,000					925,000
17001	CITY RESERVOIRS	50,000	50,000				
17100	VALVE REPLACEMENT PROJECT	50,000	50,000				
17107	SCADA SYSTEM UPGRADE	350,000	350,000				
17709	MISCELLANEOUS RECLAIMED WATER CONVERSIONS	25,000				25,000	
19506	ELECTRICAL PANEL AND DRIVE REPLACEMENT	130,000				130,000	
22501	RECLAIMED WATER MAIN VIDEO INSPECTION SURVEY	50,000				50,000	
20502	C-2 EAST AND WEST RESERVOIRS - PERIMETER ROOF HANDRAIL SYSTEM	100,000	100,000				
22502	24 INCH RECLAIMED WATER MAIN REPLACEMENT ALONG THE SAN GABRIEL RIVERBED	450,000				450,000	
22503	C-2 BOOSTER PUMP STATION BACK UP GENERATOR SYSTEM	45,000	45,000				
22504	STRUCTURAL RETROFIT OF VAULT	65,000	65,000				
22505	REGIONAL STORMWATER CAPTURE FACILITY	1,940,800					1,940,800
TOTAL WATER IMPROVEMENTS		4,545,800	660,000	250,000	—	655,000	2,980,800

* See Fund pages for General Fund and American Rescue Plan Act Fund transfer activity

CAPITAL IMPROVEMENT PROGRAM FUND SOURCES BY PROJECT

		2021-2022 Total Budget	Sewer (Gen. Fund)* 214	Measure "W" 232
SEWER IMPROVEMENTS <i>(Budgeted in Fund 214)</i>				
19602	REHABILITATION/REPLACEMENT OF DEWATERING STATIONS	50,000		50,000
18001	REHABILITATION/REPLACEMENT OF SEWER LIFT STATIONS	50,000	50,000	
TOTAL SEWER IMPROVEMENTS		100,000	50,000	50,000

		2021-2022 Total Budget	Municipal (Gen.Fund) *	Municipal Reimb.	Art 115	Housing Asset 280	Measure "M" 220
OTHER PROJECTS <i>(Budgeted in Fund 410)</i>							
21701	PROPOSED MIXED-USE/RESIDENTIAL INFILL DEVELOPMENT	4,000,000				4,000,000	
20702	RESIDENTIAL PINE TREE REFORESTATION PROGRAM	350,000	150,000				200,000
20701	SCULPTURE GARDEN SIGNAGE	10,000			10,000		
19125	SCULPTURE GARDEN IMPROVEMENTS	50,000			50,000		
TOTAL OTHER PROJECTS		4,410,000	150,000	—	60,000	4,000,000	200,000

FUND SOURCE AND ACTIVITY CLASSIFICATION SUMMARIES

FUNDING SOURCES

112	CCPA Endowment Fund	850,000
115	Art in Public Places Fund	160,000
210	RMRA Fund	1,000,000
211	Street Improvement Fund *	528,000
211	Street Improvement Fund (Reimbursed)	1,665,480
214	Sewer Fund *	50,000
215	SB 821Fund	25,000
216	AQMD Fund	—
220	Measure M Fund	1,100,000
231	Measure A Fund	—
232	Measure W Fund	3,030,800
280	Housing Asset Fund	4,000,000
290	CDBG Fund	187,000
410	Municipal Improvement Fund *	3,878,000
410	Municipal Improvement Fund (Fund Balance)	—
410	Municipal Improvement Fund (Deferred Revenue)	—
410	Municipal Improvement Fund (Reimbursement)	204,500
510	Water Fund *	660,000
510	Water Fund (Deferred Revenue)	250,000
510	Water Fund (Reimbursement)	—
550	Reclaimed Water Fund	655,000
TOTAL FUNDING SOURCES		18,243,780

ACTIVITY CLASSIFICATION

1	Parks and Open Space	1,327,500
2	Government Buildings	3,642,000
3	Streets and Highways	4,118,480
4	Traffic Signals	100,000
5	Water Improvements	4,545,800
6	Sewer Improvements	100,000
7	Other Projects	4,410,000
TOTAL ACTIVITY CLASSIFICATION		18,243,780

* See Fund pages for General Fund and American Rescue Plan Act Fund transfer activity

CAPITAL IMPROVEMENT PROGRAM DETAIL

PARKS AND OPEN SPACE



Brookhaven Park Playground

ATHLETIC COURT RESURFACING

This project provides for basketball court resurfacing improvements at Brookhaven Park, Friendship Park, Gridley Park, Satellite Park, Westgate Park, and Ecology Park. Additionally, the project provides for resurfacing of the pickle ball court and Camp Liberty stage at Liberty Park.

Funding source: Municipal Improvement Fund (General Fund)

PROJECT NUMBER							EST. EXPEND.	TOTAL
	2021-2022	2022-2023	2023-2024	2024-2025	2025-2026	2020-2021	COST	
22101	35,000	0	0	0	0	0	35,000	

CAPITAL IMPROVEMENT PROGRAM DETAIL

ACTIVITY DETAIL: Parks and Open Space

ATHLETIC FIELD IMPROVEMENTS

This project provides for the replacement of the batting cage netting at the Sports Complex; and the dugout shade cover, dugout and bullpen wood panel at Cerritos Park East; and the windscreen and dugout shade cover and dugout, and bullpen wood panel at Gonsalves Park. Additionally, the project provides for the replacement of the softball field chain link fence at Heritage Park and the softball field backstop at Liberty Park.

Funding source: Municipal Improvement Fund (General Fund)

PROJECT NUMBER							EST. EXPEND.	COST
	2021-2022	2022-2023	2023-2024	2024-2025	2025-2026	2020-2021		
22102	200,000	0	0	0	0	0	200,000	

CDBG-FUNDED PLAYGROUND RESURFACING IMPROVEMENTS

This project provides for playground resurfacing improvements funded by Community Development Block Grant funds. The allocation for the 20/21 fiscal year is for playgrounds at El Rancho Verde Park and Ecology Park (delayed from FY 2019-20) and Fit Core improvements at El Rancho Verde Park and Liberty Park. The allocation for the 21/22 fiscal year is for Rosewood Park.

Funding source: CDBG Fund

PROJECT NUMBER							EST. EXPEND.	COST
	2021-2022	2022-2023	2023-2024	2024-2025	2025-2026	2020-2021		
10074	187,000	0	0	0	0	302,599	489,599	

CERRITOS PARK EAST BALL FIELD REFURBISHMENT (CONSTRUCTION) - PHASE I-B

This project provides for the refurbishment of Cerritos Park East Field #2's infield, including new dugouts, seating areas and shade structures.

Funding source: Municipal Improvement Fund (General Fund)

PROJECT NUMBER							EST. EXPEND.	COST
	2021-2022	2022-2023	2023-2024	2024-2025	2025-2026	2020-2021		
12801	0	0	850,000	0	0	0	850,000	

CERRITOS PARK EAST BALL FIELD REFURBISHMENT (CONSTRUCTION) - PHASE II

This project provides for the refurbishment of Ball Fields #1 and #3 at Cerritos Park East.

Funding Source: Municipal Improvement Fund (General Fund)

PROJECT NUMBER							EST. EXPEND.	COST
	2021-2022	2022-2023	2023-2024	2024-2025	2025-2026	2020-2021		
	0	0	0	900,000	0	0	900,000	

CAPITAL IMPROVEMENT PROGRAM DETAIL

ACTIVITY DETAIL: Parks and Open Space

CITY-WIDE OUTDOOR RESTROOM REFURBISHMENT DESIGN

This project provides for the design of the interior of the outdoor restroom buildings located at CPE, Joe Gonzalves Park, Frontier Park, Westgate and Liberty Parks, and the Sports Complex.
 Funding source: Municipal Improvement Fund (General Fund)

PROJECT NUMBER						EST. EXPEND.	COST
	2021-2022	2022-2023	2023-2024	2024-2025	2025-2026	2020-2021	
	0	200,000	0	0	0	0	200,000

CITYWIDE PLAYGROUND IMPROVEMENTS

This project provides for various repairs to playground equipment pieces.
 Funding Source: Municipal Improvement Fund (General Fund)

PROJECT NUMBER						EST. EXPEND.	COST
	2021-2022	2022-2023	2023-2024	2024-2025	2025-2026	2020-2021	
10073	25,000	25,000	25,000	25,000	25,000	0	125,000

CITYWIDE PLAYGROUND ROLL COAT PROTECTION PROGRAM

This project provides for the maintenance and installation of a binder coat on playground surfacing at various City parks.
 Funding source: Municipal Improvement Fund (General Fund)

PROJECT NUMBER						EST. EXPEND.	COST
	2021-2022	2022-2023	2023-2024	2024-2025	2025-2026	2020-2021	
20101	50,000	25,000	25,000	25,000	25,000	0	150,000

FACILITY PARKING LOT REHABILITATION

This project provides for pavement rehabilitation of the Liberty Park West parking lot.
 Funding source: Municipal Improvement Fund (General Fund)

PROJECT NUMBER						EST. EXPEND.	COST
	2021-2022	2022-2023	2023-2024	2024-2025	2025-2026	2020-2021	
10199	0	400,000	0	0	0	0	400,000

CAPITAL IMPROVEMENT PROGRAM DETAIL

ACTIVITY: Parks and Open Space

GOLF COURSE MAINTENANCE AREA ACCESS REHABILITATION

This project provides for the installation of pavement along the Golf Course service road and maintenance area.
Funding source: Municipal Improvement Fund (General Fund)

PROJECT NUMBER						EST. EXPEND.	COST
	2021-2022	2022-2023	2023-2024	2024-2025	2025-2026	2020-2021	
	0	150,000	0	0	0	0	150,000

GOLF COURSE TEE BOX RENOVATION

This project provides for laser grading, expanding, renovating soil and irrigation systems, and installing large-roll sod at all nine tee boxes at the Ironwood Nine Golf Course.
Funding source: Municipal Improvement Fund (General Fund)

PROJECT NUMBER						EST. EXPEND.	COST
	2021-2022	2022-2023	2023-2024	2024-2025	2025-2026	2020-2021	
	0	22,000	0	0	0	0	22,000

GOLF COURSE FENCE AND NETTING IMPROVEMENTS

This project provides for the replacement of chain link fencing around the Chipping Area and Driving Range Area at the Ironwood Nine Golf Course. Additionally, this project provides for the replacement of select poles, cables, and netting throughout the golf course.
Funding source: Municipal Improvement Fund (General Fund)

PROJECT NUMBER						EST. EXPEND.	COST
	2021-2022	2022-2023	2023-2024	2024-2025	2025-2026	2020-2021	
22103	330,000	0	0	0	0	0	330,000

REFURBISHMENT OF GOLF COURSE

Improvements at Iron-Wood Nine Golf Course may include the refurbishment of the greens, fairways and tees.
Funding source: Municipal Improvement Fund (General Fund)

PROJECT NUMBER						EST. EXPEND.	COST
	2021-2022	2022-2023	2023-2024	2024-2025	2025-2026	2020-2021	
10051	0	162,000	84,000	0	0	0	246,000

CAPITAL IMPROVEMENT PROGRAM DETAIL

ACTIVITY: Parks and Open Space

HERITAGE PARK ISLAND AND LAKE IMPROVEMENTS (EROSION MITIGATION)

This project will mitigate erosion on the island by upgrading pathways with an aggregate material, and adding boulders and retaining concrete at the runoff points.

Funding source: Municipal Improvement Fund (General Fund)

PROJECT NUMBER						EST. EXPEND.	COST
	2021-2022	2022-2023	2023-2024	2024-2025	2025-2026	2020-2021	
	0	120,000	0	0	0	0	120,000

EL RANCHO VERDE PARK AND LIBERTY PARK FIT CORE

This project provides for the purchase of fit core equipment and installation at El Rancho Verde Park and Liberty Park in conjunction with the CDBG funded resurfacing at both locations.

Funding source: Municipal Improvement Fund (General Fund)

PROJECT NUMBER						EST. EXPEND.	COST
	2021-2022	2022-2023	2023-2024	2024-2025	2025-2026	2020-2021	
21101	0	0	0	0	0	180,000	180,000

LIBERTY PARK SOUTH PICNIC SHELTER REPLACEMENT

This project provides for the replacement of the Liberty Park south picnic shelter and tables (materials only).

Funding source: Municipal Improvement Fund (General Fund)

PROJECT NUMBER						EST. EXPEND.	COST
	2021-2022	2022-2023	2023-2024	2024-2025	2025-2026	2020-2021	
10804	0	75,000	0	0	0	0	75,000

LIBERTY PARK SOUTH PICNIC SHELTER INSTALLATION

This project provides for the installation of the Liberty Park south shelter.

Funding source: Municipal Improvement Fund (General Fund)

PROJECT NUMBER						EST. EXPEND.	COST
	2021-2022	2022-2023	2023-2024	2024-2025	2025-2026	2020-2021	
	0	125,000	0	0	0	0	125,000

CAPITAL IMPROVEMENT PROGRAM DETAIL

ACTIVITY: Parks and Open Space

LIBERTY PARK RACQUETBALL COURT REHABILITATION

This project provides for exterior repairs, repainting, and the replacement of the roof and wood flooring for three of the racquetball courts at Liberty Park.

Funding source: Municipal Improvement Fund (General Fund)

PROJECT NUMBER						EST. EXPEND.	COST
	2021-2022	2022-2023	2023-2024	2024-2025	2025-2026	2020-2021	
	0	350,000	0	0	0	0	350,000

LIBERTY PARK PLAZA LIGHT REPLACEMENT

This project provides for the replacement of the subterranean lights at the Liberty Park Plaza.

Funding source: Municipal Improvement Fund (General Fund)

PROJECT NUMBER						EST. EXPEND.	COST
	2021-2022	2022-2023	2023-2024	2024-2025	2025-2026	2020-2021	
	0	120,000	0	0	0	0	120,000

NEIGHBORHOOD PARK PICNIC SHELTER REPLACEMENT

This project provides for the replacement of the Golf Course patio cover and picnic shelters at Friendship, Loma, and Heritage Parks. (materials only)

Funding source: Municipal Improvement Fund (General Fund)

PROJECT NUMBER						EST. EXPEND.	COST
	2021-2022	2022-2023	2023-2024	2024-2025	2025-2026	2020-2021	
20103	0	0	0	0	0	51,000	51,000

NEIGHBORHOOD PARK PICNIC SHELTER INSTALLATION

This project provides for the installation of the picnic shelters at Friendship, Loma, and Heritage Parks.

Funding Source: Municipal Reimbursement (to be completed upon confirmation of grant, "Prop 68 - Per Capita Program")

PROJECT NUMBER						EST. EXPEND.	COST
	2021-2022	2022-2023	2023-2024	2024-2025	2025-2026	2020-2021	
20104	204,500	0	0	0	0	0	204,500

CAPITAL IMPROVEMENT PROGRAM DETAIL

ACTIVITY: Parks and Open Space

CITY PARK LIGHTING UPGRADES

This project provides for the conversion of lighting upgrades at City park facilities converting lights to LED
 Funding source: Municipal Improvement Fund (General Fund)

PROJECT NUMBER						EST. EXPEND.	COST
	2021-2022	2022-2023	2023-2024	2024-2025	2025-2026	2020-2021	
20105	0	25,000	25,000	25,000	0	0	75,000

SPORTS COMPLEX SNACK BAR TRELLIS REPLACEMENT

This project provides for the replacement of the Sports Complex snack bar trellis (materials only).
 Funding source: Municipal Improvement Fund (General Fund)

PROJECT NUMBER						EST. EXPEND.	COST
	2021-2022	2022-2023	2023-2024	2024-2025	2025-2026	2020-2021	
	0	0	0	0	0	0	0

SPORTS COMPLEX SNACK BAR TRELLIS INSTALLATION

This project provides for the installation of the Sports Complex snack bar trellis.
 Funding source: Municipal Improvement Fund (General Fund)

PROJECT NUMBER						EST. EXPEND.	COST
	2021-2022	2022-2023	2023-2024	2024-2025	2025-2026	2020-2021	
	0	0	0	0	0	0	0

HERITAGE PARK METAL HANDRAIL REFURBISHMENT

This project provides for the refurbishment of the metal handrails on the Heritage Park island.
 Funding source: Municipal Improvement Fund (General Fund)

PROJECT NUMBER						EST. EXPEND.	COST
	2021-2022	2022-2023	2023-2024	2024-2025	2025-2026	2020-2021	
20113	0	25,000	0	0	0	0	25,000

CAPITAL IMPROVEMENT PROGRAM DETAIL

ACTIVITY: Parks and Open Space

REPLACEMENT OF PARK AMENITIES

This project provides for the replacement of picnic tables, water fountains, trash cans, BBQs etc. at City parks.
 Funding source: Municipal Improvement Fund (General Fund)

PROJECT NUMBER	2021-2022	2022-2023	2023-2024	2024-2025	2025-2026	EST. EXPEND. 2020-2021	COST
20114	25,000	25,000	25,000	0	0	0	75,000

HERITAGE PARK PLAY ISLAND PLAYGROUND EQUIPMENT REPLACEMENT

This project provides for the replacement of the playground equipment in the play houses on the Heritage Park island.
 Funding Source: Municipal Improvement Fund (General Fund)

PROJECT NUMBER	2021-2022	2022-2023	2023-2024	2024-2025	2025-2026	EST. EXPEND. 2020-2021	COST
	0	250,000	0	0	0	0	250,000

HERITAGE PARK PLAY ISLAND PLAYGROUND EQUIPMENT INSTALLATION

This project provides for the installation of the new playground equipment in the play houses on the Heritage Park island.
 Funding source: Municipal Improvement Fund (General Fund)

PROJECT NUMBER	2021-2022	2022-2023	2023-2024	2024-2025	2025-2026	EST. EXPEND. 2020-2021	COST
	0	100,000	0	0	0	0	100,000

BETTENCOURT PARK OPERATIONAL IMPROVEMENTS

This project provides for system modifications at Bettencourt Park, including drainage improvements and system efficiency upgrades.
 Funding source: Municipal Improvement Fund (General Fund)

PROJECT NUMBER	2021-2022	2022-2023	2023-2024	2024-2025	2025-2026	EST. EXPEND. 2020-2021	COST
22104	50,000	0	0	0	0	0	50,000

CAPITAL IMPROVEMENT PROGRAM DETAIL

ACTIVITY: Parks and Open Space

EL RANCHO VERDE PARK PLAYGROUND EQUIPMENT INSTALLATION

This project provides for the installation of playground equipment at El Rancho Verde Park.
 Funding Source: Municipal Improvement Fund (General Fund) and Measure "A"

PROJECT NUMBER						EST. EXPEND.	COST
	2021-2022	2022-2023	2023-2024	2024-2025	2025-2026	2020-2021	
20116	0	0	0	0	0	138,667	138,667

ECOLOGY PARK SWING SET INSTALLATION

This project provides for the replacement of the swing set at Ecology Park.
 Funding source: Municipal Improvement Fund (General Fund)

Note: This project has been consolidated with Project No. 20116

PROJECT NUMBER						EST. EXPEND.	COST
	2021-2022	2022-2023	2023-2024	2024-2025	2025-2026	2020-2021	
20118	0	0	0	0	0	0	0

ECOLOGY PARK SWING SET INSTALLATION

This project provides for the replacement of the swing set at Ecology Park.
 Funding source: Municipal Improvement Fund (General Fund)

Note: This project has been consolidated with Project No. 20116

PROJECT NUMBER						EST. EXPEND.	COST
	2021-2022	2022-2023	2023-2024	2024-2025	2025-2026	2020-2021	
20118	0	0	0	0	0	0	0

SPORTS COMPLEX FENCING AND NETTING REFURBISHMENT

This project provides for the refurbishment of the perimeter fence at the Cerritos Sports Complex and the replacement of the netting over the spectator seating areas, scorekeeping area and dugouts.

Funding source: Municipal Improvement Fund (General Fund)

PROJECT NUMBER						EST. EXPEND.	COST
	2021-2022	2022-2023	2023-2024	2024-2025	2025-2026	2020-2021	
20106	0	0	0	0	0	0	0

CAPITAL IMPROVEMENT PROGRAM DETAIL

ACTIVITY: Parks and Open Space

ROSEWOOD PARK PLAYGROUND IMPROVEMENTS

This projects provides for the replacement and installation of playground equipment and site improvements at Rosewood Park.
Funding source: Municipal Improvement Fund (General Fund)

PROJECT NUMBER						EST. EXPEND.	COST
	2021-2022	2022-2023	2023-2024	2024-2025	2025-2026	2020-2021	
22105	156,000	0	0	0	0	0	156,000

TENNIS COURT WIND SCREEN IMPROVEMENTS

This project provides for the replacement of tennis court wind screens at Liberty Park, Cerritos Park East, and Westgate Park.
Funding source: Municipal Improvement Fund (General Fund)

PROJECT NUMBER						EST. EXPEND.	COST
	2021-2022	2022-2023	2023-2024	2024-2025	2025-2026	2020-2021	
22106	30,000	30,000	0	0	0	0	60,000

FRONTIER PARK FENCE REHABILITATION

This project provides for the rehabilitation of an existing wrought iron fence at Frontier Park, including the removal and replacement of deteriorated fence sections.
Funding source: Municipal Improvement Fund (General Fund)

PROJECT NUMBER						EST. EXPEND.	COST
	2021-2022	2022-2023	2023-2024	2024-2025	2025-2026	2020-2021	
22107	35,000	0	0	0	0	0	35,000

ACTIVITY SUMMARY: Parks and Open Space

	2021-2022	2022-2023	2023-2024	2024-2025	2025-2026	EST. EXPEND. 2020-2021	COST
TOTAL	1,327,500	2,229,000	1,034,000	975,000	50,000	672,266	6,287,766

CAPITAL IMPROVEMENT PROGRAM DETAIL

GOVERNMENT BUILDINGS



Cerritos Senior Center at Pat Nixon Park

CERRITOS CENTER FOR THE PERFORMING ARTS OPERATIONAL IMPROVEMENTS

This project provides for operational improvements and emergency maintenance to the Cerritos Center for the Performing Arts, including safety upgrades, installation of wall braces, construction of guard railings and air casters.
 Funding Source: Municipal Improvement Fund (General Fund)

PROJECT NUMBER						EST. EXPEND.	COST
	2021-2022	2022-2023	2023-2024	2024-2025	2025-2026	2020-2021	
12021	75,000	150,000	150,000	150,000	0	0	525,000

CAPITAL IMPROVEMENT PROGRAM DETAIL

ACTIVITY: Government Buildings

CERRITOS CENTER FOR THE PERFORMING ARTS CARPET REPLACEMENT

This project provides for the replacement of carpet in several areas of the theater.
 Funding source: Municipal Improvement Fund (General Fund)

PROJECT NUMBER						EST. EXPEND.		COST
	2021-2022	2022-2023	2023-2024	2024-2025	2025-2026	2020-2021		
12068	0	50,000	50,000	50,000	0	0	150,000	

CERRITOS CENTER FOR THE PERFORMING ARTS ROOF REPLACEMENT

This project provides for the replacement of the roof on the Cerritos Center for the Performing Arts.
 Funding source: Municipal Improvement Fund (General Fund)

PROJECT NUMBER						EST. EXPEND.		COST
	2021-2022	2022-2023	2023-2024	2024-2025	2025-2026	2020-2021		
12706	850,000	1,250,000	750,000	0	0	0	2,850,000	

CERRITOS CENTER FOR THE PERFORMING ARTS PRO-TOWER SAFETY UPGRADES

This project provides for safety upgrades to the two pro-towers, which will reduce the time and personnel required for configuration changes, resulting in an estimated annual labor reduction of 108 hours.
 Funding source: Municipal Improvement Fund (General Fund)

PROJECT NUMBER						EST. EXPEND.		COST
	2021-2022	2022-2023	2023-2024	2024-2025	2025-2026	2020-2021		
	0	150,000	150,000	0	0	0	300,000	

CERRITOS CENTER FOR THE PERFORMING ARTS FIRE SYSTEM/PANEL REPLACEMENT

This project will design and replace the Cerritos Center for the Performing Arts fire panel with a new control panel, graphic annunciator, remote annunciator and field devices.
 Funding source: CCPA Endowment Fund

PROJECT NUMBER						EST. EXPEND.		COST
	2021-2022	2022-2023	2023-2024	2024-2025	2025-2026	2020-2021		
12716	0	0	0	0	0	1,076,917	1,076,917	

CAPITAL IMPROVEMENT PROGRAM DETAIL

ACTIVITY: Government Buildings

12616 183RD STREET BUILDING RESTORATION

This project will facilitate the restoration of the City-owned property located at 12616 183rd Street for the purpose of leasing the property.

Funding source: Municipal Improvement Fund (General Fund) and Insurance Settlement (Damage to City Property)

PROJECT NUMBER							EST. EXPEND.	COST
	2021-2022	2022-2023	2023-2024	2024-2025	2025-2026	2020-2021		
18206	0	0	0	0	0	8,000,000	8,000,000	

CITY HALL ROOF REPLACEMENT

This project provides for the replacement of the City Hall roof, which is over 25 years old.

Funding source: Municipal Improvement Fund (General Fund)

PROJECT NUMBER							EST. EXPEND.	COST
	2021-2022	2022-2023	2023-2024	2024-2025	2025-2026	2020-2021		
12704	0	0	0	0	0	600,000	600,000	

CIVIC CENTER HVAC REPLACEMENTS

This project will fund the design and repair / installation of heating, ventilation and air conditioning equipment in City Hall and the Council Chambers. In addition, the project will fund the refurbishment of the decorative fountains in front of the Sheriff's Station that are currently used as part of the HVAC system.

Funding source: Municipal Improvement Fund (General Fund)

PROJECT NUMBER							EST. EXPEND.	COST
	2021-2022	2022-2023	2023-2024	2024-2025	2025-2026	2020-2021		
12703	250,000	3,250,000	1,000,000	0	0	0	4,500,000	

CORPORATE YARD ROOF REPLACEMENT

This project provides for the replacement of the Corporate Yard roof, which is over 35 years old.

Funding source: Municipal Improvement Fund (General Fund)

PROJECT NUMBER							EST. EXPEND.	COST
	2021-2022	2022-2023	2023-2024	2024-2025	2025-2026	2020-2021		
18204	0	400,000	0	0	0	0	400,000	

CAPITAL IMPROVEMENT PROGRAM DETAIL

ACTIVITY: Government Buildings

COUNCIL CHAMBERS AUDIO/VIDEO EQUIPMENT UPGRADES

This project provides for upgrades to the audio-video equipment in the City Council Chambers to a state-of-the-art system with the capability of cablecasting City Council and Commission meetings in a digital format. The project will include design consultation, equipment, construction and installation.

Funding source: Municipal Improvement Fund (General Fund)

PROJECT NUMBER						EST. EXPEND.		COST
	2021-2022	2022-2023	2023-2024	2024-2025	2025-2026	2020-2021		
22201	380,000	0	0	0	0	0	380,000	

COUNCIL CHAMBERS REHABILITATION

This project provides for improvements to the Council Chambers, including installation of a new ADA-compliant ramp in front of the dais, repairs to the desk near the dais, installation of an audio loop system, and carpet replacement throughout the building.

Funding source: Municipal Improvement Fund (General Fund)

PROJECT NUMBER						EST. EXPEND.		COST
	2021-2022	2022-2023	2023-2024	2024-2025	2025-2026	2020-2021		
	0	250,000	0	0	0	0	250,000	

LIBERTY PARK ANNEX INTERIOR IMPROVEMENTS

This project provides for interior refurbishment at Liberty Park II.

Funding source: Municipal Improvement Fund (General Fund)

PROJECT NUMBER						EST. EXPEND.		COST
	2021-2022	2022-2023	2023-2024	2024-2025	2025-2026	2020-2021		
	0	0	2,000,000	0	0	0	2,000,000	

LIBRARY OPERATIONAL IMPROVEMENTS

This project provides for operational improvements and emergency maintenance for the Cerritos Library.

Funding source: Municipal Improvement Fund (General Fund)

PROJECT NUMBER						EST. EXPEND.		COST
	2021-2022	2022-2023	2023-2024	2024-2025	2025-2026	2020-2021		
12085	0	0	0	0	0	40,000	40,000	

CAPITAL IMPROVEMENT PROGRAM DETAIL

ACTIVITY: Government Buildings

LIBRARY BUILDING ENVELOPE REPAIRS

This project provides for repairs to the Cerritos Library's building envelope.
 Funding Source: Municipal Improvement Fund (General Fund)

PROJECT NUMBER							EST. EXPEND.	COST
	2021-2022	2022-2023	2023-2024	2024-2025	2025-2026	2020-2021		
22202	20,000	0	0	0	0	0	20,000	

LIBRARY CARPET REPLACEMENT

This project provides for the replacement of carpet in the Cerritos Library, including the Multimedia Area on the first floor and the 21st Century Area on the second floor.
 Funding Source: Municipal Improvement Fund (General Fund)

PROJECT NUMBER							EST. EXPEND.	COST
	2021-2022	2022-2023	2023-2024	2024-2025	2025-2026	2020-2021		
22203	62,000	143,000	0	0	0	0	205,000	

LIBRARY LIGHTING SYSTEM REPLACEMENT

This project provides for the replacement of the Cerritos Library's lighting system controls, including drawings, equipment, installation, programming and training.
 Funding Source: Municipal Improvement Fund (General Fund)

PROJECT NUMBER							EST. EXPEND.	COST
	2021-2022	2022-2023	2023-2024	2024-2025	2025-2026	2020-2021		
22204	65,000	0	0	0	0	0	65,000	

SENIOR CENTER DISPLAY ROOM IMPROVEMENTS

This project provides for architectural plan fees and construction costs for the remodeling of the Display Room in the Senior Center for a display of historical phonographs from the Astor Collection.
 Funding Source: Art in Public Places Trust Fund

PROJECT NUMBER							EST. EXPEND.	COST
	2021-2022	2022-2023	2023-2024	2024-2025	2025-2026	2020-2021		
22205	100,000	0	0	0	0	0	100,000	

CAPITAL IMPROVEMENT PROGRAM DETAIL

ACTIVITY: Government Buildings

SECURITY EQUIPMENT REPLACEMENT FOR CITY FACILITIES

This project provides for the replacement of outdated security equipment at City facilities.
 Funding Source: Municipal Improvement Fund (General Fund)

PROJECT NUMBER						EST. EXPEND.	COST
	2021-2022	2022-2023	2023-2024	2024-2025	2025-2026	2020-2021	
18205	40,000	0	0	0	0	95,000	135,000

SENIOR CENTER OPERATIONAL IMPROVEMENTS

This project provides for operational improvements and emergency maintenance at the Senior Center, including roof repairs and aquarium replacement.
 Funding source: Municipal Improvement Fund (General Fund)

PROJECT NUMBER						EST. EXPEND.	COST
	2021-2022	2022-2023	2023-2024	2024-2025	2025-2026	2020-2021	
12720	75,000	100,000	100,000	0	0	100,000	375,000

SENIOR CENTER COVID-19 RELATED IMPROVEMENTS

This project provides for improvements to prevent the spread of COVID-19 at the Senior Center, including the installation of ADA-compliant doors, the conversion of water fountains to touchless bottle filling stations, and the installation of foot-operated openers on doors. Additionally, the project provides for the installation of touchless sensor flushers, a restroom urinal barrier, and a HEPA HVAC filtration system.
 Funding source: CDBG Fund

PROJECT NUMBER						EST. EXPEND.	COST
	2021-2022	2022-2023	2023-2024	2024-2025	2025-2026	2020-2021	
21202	0	0	0	0	0	116,000	116,000

SENIOR CENTER FLOORING REPLACEMENT

This project provides for the replacement of the linoleum and carpet in the Cerritos Senior Center at Pat Nixon Park.
 Funding source: Municipal Improvement Fund (General Fund)

PROJECT NUMBER						EST. EXPEND.	COST
	2021-2022	2022-2023	2023-2024	2024-2025	2025-2026	2020-2021	
	0	160,000	75,000	0	0	0	235,000

CAPITAL IMPROVEMENT PROGRAM DETAIL

ACTIVITY: Government Buildings

SENIOR CENTER EXTERIOR IMPROVEMENTS

This project provides for exterior painting and refurbishment of the exterior trellis and woodwork at the Senior Center.
Funding source: Municipal Improvement Fund (General Fund)

PROJECT NUMBER						EST. EXPEND.	COST
	2021-2022	2022-2023	2023-2024	2024-2025	2025-2026	2020-2021	
12725	0	200,000	0	0	0	0	200,000

SENIOR CENTER SURVEILLANCE CAMERA UPGRADE

This project provides for upgrades of external surveillance and security cameras at the Cerritos Senior Center. The project will be completed in two phases over the course of two years. This year's allocation provides for cameras to more current digital technology.
Funding source: Municipal Improvement Fund (General Fund)

PROJECT NUMBER						EST. EXPEND.	COST
	2021-2022	2022-2023	2023-2024	2024-2025	2025-2026	2020-2021	
21201	15,000	0	0	0	0	4,000	19,000

SENIOR CENTER ROOF REHABILITATION

This project provides for the replacement of the Senior Center roof.
Funding source: Municipal Improvement Fund (General Fund)

PROJECT NUMBER						EST. EXPEND.	COST
	2021-2022	2022-2023	2023-2024	2024-2025	2025-2026	2020-2021	
	0	500,000	0	0	0	0	500,000

911 DISPATCH RELATED IMPROVEMENTS

This project provides for improvements at the Cerritos Sheriff's Station including interior paint, furniture carpet replacement and construction of an extra 911 station.
Funding source: Municipal Improvement Fund (General Fund)

PROJECT NUMBER						EST. EXPEND.	COST
	2021-2022	2022-2023	2023-2024	2024-2025	2025-2026	2020-2021	
	50,000	0	0	0	0	0	50,000

CAPITAL IMPROVEMENT PROGRAM DETAIL

ACTIVITY: Government Buildings

SHERIFF'S STATION PATIO DECK REFURBISHMENT

This project provides for the refurbishment of the Sheriff's Station patio deck.
 Funding source: Municipal Improvement Fund (General Fund)

PROJECT NUMBER	2021-2022	2022-2023	2023-2024	2024-2025	2025-2026	EST. EXPEND. 2020-2021	COST
	30,000	0	0	0	0	0	30,000

SWIM/FITNESS CENTER REHABILITATION

This project provides for the replacement of the bulkhead, boiler, roof, and architectural components at the Swim/Fitness Center.
 Funding Source: Municipal Improvement Fund (General Fund) and LA County Supervisor Grant

PROJECT NUMBER	2021-2022	2022-2023	2023-2024	2024-2025	2025-2026	EST. EXPEND. 2020-2021	COST
20201	400,000	1,000,000	1,000,000	0	0	1,051,525	3,451,525

EMERGENCY GENERATOR UPGRADES

This project provides for the upgrades to the emergency generators located at the Civic Center, Cerritos Center for the Performing Arts, and the Cerritos Corporate Yard. The upgrades will allow for remote access and monitoring.
 Funding Source: Municipal Improvement Fund (General Fund)

PROJECT NUMBER	2021-2022	2022-2023	2023-2024	2024-2025	2025-2026	EST. EXPEND. 2020-2021	COST
	35,000	0	0	0	0	0	35,000

CIVIC CENTER PARKING STRUCTURE REHABILITATION

This project provides for the replacement of the waterproof membrane and miscellaneous repairs to the Civic Center parking structure.
 Funding Source: Municipal Improvement Fund (General Fund)

PROJECT NUMBER	2021-2022	2022-2023	2023-2024	2024-2025	2025-2026	EST. EXPEND. 2020-2021	COST
	1,000,000	0	0	0	0	0	1,000,000

CAPITAL IMPROVEMENT PROGRAM DETAIL

ACTIVITY: Government Buildings

SENIOR CENTER WROUGHT IRON FENCING AND ARCHITECTURAL FEATURE REPAIRS AND & PAINTING

This project provides for repairs and re-painting of the wrought iron fencing and architectural features at the Senior Center.
Funding source: Municipal Improvement Fund (General Fund)

PROJECT NUMBER	2021-2022	2022-2023	2023-2024	2024-2025	2025-2026	EST. EXPEND. 2020-2021	COST
	0	250,000	0	0	0	0	250,000

CERRITOS PARK EAST CALIFORNIA ROOM IMPROVEMENTS

This project provides for improvements of the California Room at Cerritos Park East including replacement of moveable walls, replacement of flooring, and installation of a loop system.
Funding source: Municipal Improvement Fund (General Fund)

PROJECT NUMBER	2021-2022	2022-2023	2023-2024	2024-2025	2025-2026	EST. EXPEND. 2020-2021	COST
	0	450,000	0	0	0	0	450,000

HERITAGE PARK BUILDING IMPROVEMENTS

This project provides for improvements of the park building at Heritage Park including interior and exterior painting, replacement flooring, and replacement window blinds.
Funding source: Municipal Improvement Fund (General Fund)

PROJECT NUMBER	2021-2022	2022-2023	2023-2024	2024-2025	2025-2026	EST. EXPEND. 2020-2021	COST
	60,000	0	0	0	0	0	60,000

HERITAGE PARK COMMUNITY CENTER

This project provides for the demolition of the existing building and construction of new community center at Heritage Park.
Funding source: Municipal Improvement Fund (General Fund)

PROJECT NUMBER	2021-2022	2022-2023	2023-2024	2024-2025	2025-2026	EST. EXPEND. 2020-2021	COST
	0	0	11,000,000	0	0	0	11,000,000

CAPITAL IMPROVEMENT PROGRAM DETAIL

ACTIVITY: Government Buildings

GOLF COURSE GAS TANK INSTALLATION

This project provides for the installation of a new 1,000-gallon above-ground fuel storage tank at the Golf Course.
Funding source: Municipal Improvement Fund (General Fund)

PROJECT NUMBER	2021-2022	2022-2023	2023-2024	2024-2025	2025-2026	EST. EXPEND. 2020-2021	COST
	0	30,000	0	0	0	0	30,000

PHONE SYSTEM REPLACEMENT

This project provides for the replacement of the City's telephone system, including equipment, telephones, licensing and cabling. The project will be phased over three years.
Funding source: Municipal Improvement Fund (General Fund)

PROJECT NUMBER	2021-2022	2022-2023	2023-2024	2024-2025	2025-2026	EST. EXPEND. 2020-2021	COST
20204	100,000	100,000	0	0	0	0	200,000

HVAC METASYS UPGRADE

This project provides for the upgrade of the HVAC computer systems to provide continuous operation of HVAC systems at the Cerritos Center for the Performing Arts, the Library and Cerritos Park East.
Funding source: Municipal Improvement Fund (General Fund)

PROJECT NUMBER	2021-2022	2022-2023	2023-2024	2024-2025	2025-2026	EST. EXPEND. 2020-2021	COST
20205	35,000	0	0	0	0	15,985	50,985

DETECTIVE BUREAU WALL INSTALLATION

This project provides for the construction and installation of a wall to secure the Sheriff's Station Detective Bureau.
Funding source: Municipal Improvement Fund (General Fund)

PROJECT NUMBER	2021-2022	2022-2023	2023-2024	2024-2025	2025-2026	EST. EXPEND. 2020-2021	COST
20206	0	0	0	0	0	15,000	15,000

CAPITAL IMPROVEMENT PROGRAM DETAIL

ACTIVITY: Government Buildings

DISPATCH CENTER BALLISTIC PROTECTION

This project provides for the installation of ballistic protection at the Sheriff's Station dispatch center.
 Funding source: Municipal Improvement Fund (General Fund)

PROJECT NUMBER						EST. EXPEND.	COST
	2021-2022	2022-2023	2023-2024	2024-2025	2025-2026	2020-2021	
21203	0	0	0	0	0	25,000	25,000

ACTIVITY SUMMARY: Government Buildings

	2021-2022	2022-2023	2023-2024	2024-2025	2025-2026	EST. EXPEND. 2020-2021	COST
TOTALS	3,642,000	8,433,000	16,275,000	200,000	0	11,139,427	39,689,427

CAPITAL IMPROVEMENT PROGRAM DETAIL

STREETS AND HIGHWAYS



Shoemaker Avenue Rehabilitation

MARQUARDT AVENUE IMPROVEMENTS

This proposed project provides for the reconstruction of Marquardt Avenue between Artesia and Alondra Boulevards. The work proposed for the 2022-23 year includes crack sealing of the segment from Artesia Boulevard to the northern City limit.
 Funding Source: Street Improvement Fund

PROJECT NUMBER						EST. EXPEND.	
	2021-2022	2022-2023	2023-2024	2024-2025	2025-2026	2020-2021	COST
13012	0	1,000,000	0	0	0	0	1,000,000

CAPITAL IMPROVEMENT PROGRAM DETAIL

ACTIVITY: Streets and Highways

MARQUARDT AVENUE BRIDGE OVER COYOTE CREEK

This item provides for the design of the widening and improvements to the Marquardt Avenue bridge over Coyote Creek. This project qualifies for funding under the Caltrans Highway Bridge Replacement and Rehabilitation (HBRR) program. The City of La Palma is the lead agency for this project.
Funding source: Street Improvement Fund

PROJECT NUMBER						EST. EXPEND.	COST
	2021-2022	2022-2023	2023-2024	2024-2025	2025-2026	2020-2021	
13052	0	0	0	600,000	0	0	600,000

SIDEWALK CURB AND GUTTER REHABILITATION

This project will provide funding to do systematic hardscape improvements as identified.
Funding Source: FY-21 Measure "M" and SB 821, FY-22 Measure "M" and Street Fund

PROJECT NUMBER						EST. EXPEND.	COST
	2021-2022	2022-2023	2023-2024	2024-2025	2025-2026	2020-2021	
13054	500,000	1,500,000	1,000,000	1,000,000	1,000,000	150,850	5,150,850

166TH STREET REHABILITATION - BLOOMFIELD AVENUE TO CARMENITA ROAD

This project provides for pavement rehabilitation of 166th Street between Bloomfield Avenue and Carmenita Road.
Funding Source: Street Improvement Fund (STPL Reimbursement) and Measure "M"

PROJECT NUMBER						EST. EXPEND.	COST
	2021-2022	2022-2023	2023-2024	2024-2025	2025-2026	2020-2021	
13065	0	0	0	0	0	1,038,000	1,038,000

166TH STREET REHABILITATION - NORWALK BOULEVARD TO BLOOMFIELD AVENUE

This project provides for pavement rehabilitation of 166th Street between Norwalk Boulevard and Bloomfield Avenue
Funding Source: Street Improvement Fund

PROJECT NUMBER						EST. EXPEND.	COST
	2021-2022	2022-2023	2023-2024	2024-2025	2025-2026	2020-2021	
	0	600,000	0	0	0	0	600,000

CAPITAL IMPROVEMENT PROGRAM DETAIL

ACTIVITY: Streets and Highways

BLOOMFIELD AVENUE REHABILITATION - 166TH STREET TO ALONDRA BOULEVARD

This project provides for pavement rehabilitation of Bloomfield Avenue between 166th Street and Alondra Boulevard.
Funding Source: Measure "M"

PROJECT NUMBER	2021-2022	2022-2023	2023-2024	2024-2025	2025-2026	EST. EXPEND. 2020-2021	COST
	600,000	0	0	0	0	0	600,000

WHEELCHAIR ACCESSIBLE RAMPS

Wheelchair accessible ramps will be installed at various locations Citywide.
Funding source: SB821 Fund

PROJECT NUMBER	2021-2022	2022-2023	2023-2024	2024-2025	2025-2026	EST. EXPEND. 2020-2021	COST
13086	25,000	25,000	25,000	25,000	25,000	21,152	146,152

ARTESIA BOULEVARD REHABILITATION - WEST OF STUDEBAKER ROAD

This project provides for pavement rehabilitation for Artesia Boulevard, west of Studebaker Road.
Funding source: Street Improvement Fund

PROJECT NUMBER	2021-2022	2022-2023	2023-2024	2024-2025	2025-2026	EST. EXPEND. 2020-2021	COST
	0	500,000	0	0	0	0	500,000

BERWYN ROAD RECONSTRUCTION

This project provides for pavement rehabilitation for Berwyn Road, north of Arbor Place.
Funding Source: Street Improvement Fund

PROJECT NUMBER	2021-2022	2022-2023	2023-2024	2024-2025	2025-2026	EST. EXPEND. 2020-2021	COST
13105	0	0	100,000	0	0	0	100,000

CAPITAL IMPROVEMENT PROGRAM DETAIL

ACTIVITY: Streets and Highways

DEL AMO BOULEVARD BRIDGE REPLACEMENT (DESIGN AND ENVIRONMENTAL SERVICES)

This project provides for design and environmental clearance studies for the widening of the Del Amo Boulevard bridge at Coyote Creek and modifications to the traffic signal synchronization between the bridge and the I-605 Freeway. Cerritos is the lead agency with Lakewood, La Palma and Cypress also participating under the Highway Bridge Replacement Program.

Funding Source: Street Improvement Fund (Multi-Agency Reimbursements) (Cerritos and Lakewood to obtain \$2.4 million from LA County Measure M funds) (La Palma and Cypress have obtained the balance of \$1.3 million from OCTA Measure M funds).

PROJECT NUMBER	PROJECT					EST. EXPEND.	
	2021-2022	2022-2023	2023-2024	2024-2025	2025-2026	2020-2021	COST
13715	1,165,480	1,165,480	0	0	0	1,369,046	3,700,006

ARTERIAL STREET SLURRY SEAL

This project will facilitate the application of slurry seal to maintain arterial streets City-wide.

Funding Source: Street Improvement Fund

PROJECT NUMBER	PROJECT					EST. EXPEND.	
	2021-2022	2022-2023	2023-2024	2024-2025	2025-2026	2020-2021	COST
14077	250,000	250,000	250,000	250,000	0	0	1,000,000

RESIDENTIAL STREET REHABILITATION

This item constitutes an ongoing program to improve residential streets in the City. Priorities will be established by the City's pavement management system. Rehabilitation options include pavement overlay or slurry seal applications. Allocation for FY 19/20 was expended in FY 20/21 due to COVID-19 crisis.

Funding Source: RMRA Fund

PROJECT NUMBER	PROJECT					EST. EXPEND.	
	2021-2022	2022-2023	2023-2024	2024-2025	2025-2026	2020-2021	COST
14088	1,000,000	1,000,000	1,000,000	1,000,000	1,000,000	1,390,930	6,390,930

PROGRAM/PARKWAY PLANTER BLOCK WALL IMPROVEMENTS

This item is an ongoing program for improvements to damaged block walls adjacent to arterial parkway planters and to provide funding to assist property owners with the reconstruction or replacement of their arterial block walls through the replacement loan program.

Funding Source: Street Improvement Fund (funded by commercial solid waste franchise fees)

PROJECT NUMBER	PROJECT					EST. EXPEND.	
	2021-2022	2022-2023	2023-2024	2024-2025	2025-2026	2020-2021	COST
14099	78,000	78,000	78,000	78,000	78,000	119,425	509,425

CAPITAL IMPROVEMENT PROGRAM DETAIL

ACTIVITY: Streets and Highways

STUDEBAKER ROAD REHABILITATION

This project provides for the rehabilitation of Studebaker Road, between South Street and 195th Street. Additionally, raised medians will be constructed along Studebaker Road from South Street to Bigelow Street.

Funding Source: Street Improvement Fund

PROJECT NUMBER						EST. EXPEND.	COST
	2021-2022	2022-2023	2023-2024	2024-2025	2025-2026	2020-2021	
14711	0	600,000	0	0	0	0	600,000

ARTERIAL LANDSCAPING AT VARIOUS LOCATIONS

This project provides for the addition of landscaping on arterial streets at various locations, including the east side of Carmenita Road, north of 166th Street, and the planting of palm trees to replace eucalyptus trees on Bloomfield Avenue.

Funding Source: Street Improvement Fund

PROJECT NUMBER						EST. EXPEND.	COST
	2021-2022	2022-2023	2023-2024	2024-2025	2025-2026	2020-2021	
13746	0	200,000	350,000	300,000	0	0	850,000

DEL AMO BLVD REHABILITATION - BLOOMFIELD AVENUE TO STUDEBAKER ROAD

This project provides for pavement rehabilitation of Del Amo Boulevard from Bloomfield Avenue to Studebaker Road, broken up into three phases over three years. The first two phases have been completed. The third phase consists of the City of Cerritos' portion of Del Amo Boulevard between Pioneer Avenue and Studebaker Road. The project also includes tree removal and replacement, and sidewalk, curb and gutter work.

Funding Source: RMRA and Measure "M"

PROJECT NUMBER						EST. EXPEND.	COST
	2021-2022	2022-2023	2023-2024	2024-2025	2025-2026	2020-2021	
14713	0	400,000	0	0	0	0	400,000

CDBG-FUNDED ADA CURB RAMPS

This project provides for installation of ADA curb ramps at various locations throughout the City.

Funding Source: CDBG Fund

PROJECT NUMBER						EST. EXPEND.	COST
	2021-2022	2022-2023	2023-2024	2024-2025	2025-2026	2020-2021	
20303	0	0	0	0	0	219,000	219,000

CAPITAL IMPROVEMENT PROGRAM DETAIL

ACTIVITY: Streets and Highways

BENTLEY PLACE AND CARMENITA VILLAGE ALLEY REHABILITATION

This project provides for the repaving of Bentley Place and the public alley ways within the Carmenita Village condominium complex.

Funding Source: Street Improvement Fund

PROJECT NUMBER						EST. EXPEND.	COST
	2021-2022	2022-2023	2023-2024	2024-2025	2025-2026	2020-2021	
	0	370,000	0	0	0	0	370,000

CARMENITA ROAD REHABILITATION

Resurface asphalt on Carmenita Road from 250 feet north of South Street intersection to 183rd Street.

The Project will include the replacement of deficient sidewalks, curbs, gutters and disabled accessible ramps, replacement of traffic loops adjustment of manholes and water valves to grade, and thermoplastic striping.

Funding Source: Street Improvement Fund

PROJECT NUMBER						EST. EXPEND.	COST
	2021-2022	2022-2023	2023-2024	2024-2025	2025-2026	2020-2021	
18301	0	0	0	0	0	0	0

DUMONT AVENUE REHABILITATION

This project provides for the reconstruction of Dumont Avenue between Artesia Boulevard and 183rd Street. This project also includes the rehabilitation of the public alleyway at the northerly end of Dumont.

Funding Source: Street Improvement Fund

PROJECT NUMBER						EST. EXPEND.	COST
	2021-2022	2022-2023	2023-2024	2024-2025	2025-2026	2020-2021	
	0	400,000	0	0	0	0	400,000

METRO INTERSECTION (HOT SPOTS) PROJECT

This project provides for the construction of additional left-turn lanes at the intersections of South Street and Carmenita Road and Artesia Boulevard and Bloomfield Avenue.

Funding Source: Street Improvement Fund (Metro Reimbursement)

PROJECT NUMBER						EST. EXPEND.	COST
	2021-2022	2022-2023	2023-2024	2024-2025	2025-2026	2020-2021	
19301	500,000	1,058,463	0	0	0	200,000	1,758,463

CAPITAL IMPROVEMENT PROGRAM DETAIL

ACTIVITY: Streets and Highways

SOUTH STREET REHABILITATION

This project provides for the rehabilitation of South Street from Pioneer Boulevard to the easterly city limits.
 Funding Source: Measure "M" Funds

PROJECT NUMBER						EST. EXPEND.	COST
	2021-2022	2022-2023	2023-2024	2024-2025	2025-2026	2020-2021	
21301	0	0	0	0	0	246,950	246,950

CLARKDALE AVENUE REHABILITATION - ARTESIA BOULEVARD TO NORTHERLY CITY LIMITS

This project provides for the rehabilitation of Clarkdale Avenue between Artesia Boulevard and the northerly city limits.
 Funding Source: Street Improvement Fund

PROJECT NUMBER						EST. EXPEND.	COST
	2021-2022	2022-2023	2023-2024	2024-2025	2025-2026	2020-2021	
NEW	0	200,000	0	0	0	0	200,000

ACTIVITY SUMMARY: Streets and Highways

	2021-2022	2022-2023	2023-2024	2024-2025	2025-2026	EST. EXPEND. 2020-2021	COST
TOTALS	4,118,480	9,346,943	2,803,000	3,253,000	2,103,000	4,755,353	26,379,776

CAPITAL IMPROVEMENT PROGRAM DETAIL

TRAFFIC SIGNALS



Traffic Signal at Artesia Boulevard and Bloomfield Avenue

ILLUMINATED PEDESTRIAN CROSSING UPGRADES

This project will provide funding to replace existing in-pavement flashing LED equipment with overhead rapid flashing beacons at pedestrian crosswalks throughout the City.

Funding source: Street Improvement Fund (to be completed upon receipt of grant, "Safe Routes to Schools" or other)

PROJECT NUMBER						EST. EXPEND.	COST
	2021-2022	2022-2023	2023-2024	2024-2025	2025-2026	2020-2021	
19402	40,000	120,000	80,000	80,000	0	0	320,000

CAPITAL IMPROVEMENT PROGRAM DETAIL

ACTIVITY: Traffic Signals

TRAFFIC SIGNAL AT EDWARDS ROAD AND ARTESIA BOULEVARD

This project will provide funding for the installation of a traffic signal at Edwards Road and Artesia Boulevard.
 Funding Source: Street Improvement Fund (General Fund)

PROJECT NUMBER						EST. EXPEND.	COST
	2021-2022	2022-2023	2023-2024	2024-2025	2025-2026	2020-2021	
	0	350,000	0	0	0	0	350,000

TRAFFIC SIGNAL MODIFICATIONS AT BLOOMFIELD AVENUE AND 166TH STREET

This project provides for the modification of the existing traffic signal at Bloomfield Avenue and 166th Street from a protective-permissive signal to a fully protected signal for drivers making left turns from all four directions.
 Funding Source: Municipal Improvement Fund (HSIP Caltrans Grant) and Measure "M"

PROJECT NUMBER						EST. EXPEND.	COST
	2021-2022	2022-2023	2023-2024	2024-2025	2025-2026	2020-2021	
18401	0	0	0	0	0	319,035	319,035

TRAFFIC SIGNAL SAFETY LIGHT UPGRADES CITY WIDE

This project provides for upgrading the City owned safety lights at each signal location to LED technology
 Funding Source: Street Improvement Fund (General Fund)

PROJECT NUMBER						EST. EXPEND.	COST
	2021-2022	2022-2023	2023-2024	2024-2025	2025-2026	2020-2021	
19401	10,000	30,000	20,000	20,000	0	0	80,000

RRFB INSTALLATION AT 166TH AND LANGFIELD

This project provides for the installation of Rectangular Rapid Flashing Beacon (RRFB) at crosswalk on 166th Street and Langfield Avenue.
 Funding Source: AQMD Fund

PROJECT NUMBER						EST. EXPEND.	COST
	2021-2022	2022-2023	2023-2024	2024-2025	2025-2026	2020-2021	
21401	0	0	0	0	0	37,000	37,000

CAPITAL IMPROVEMENT PROGRAM DETAIL

ACTIVITY: Traffic Signals

TOWNE CENTER TRAFFIC SIGNAL SAFETY LIGHT CONVERSION TO LED AND INTERSECTION STRIPING ENHANCEMENT

This project provides for the conversion of City-owned traffic signal safety lights to LED technology within the City's Towne Center and thermoplastic striping.

Funding Source: Street Improvement Fund (General Fund)

PROJECT NUMBER						EST. EXPEND.	COST
	2021-2022	2022-2023	2023-2024	2024-2025	2025-2026	2020-2021	
22401	50,000	150,000	0	0	0	0	200,000

ACTIVITY SUMMARY: Traffic Signals

						EST. EXPEND.	COST
	2021-2022	2022-2023	2023-2024	2024-2025	2025-2026	2020-2021	
TOTALS	100,000	650,000	100,000	100,000	0	356,035	1,306,035

CAPITAL IMPROVEMENT PROGRAM DETAIL

WATER IMPROVEMENTS



Water Storage with Solar Panels, City of Cerritos Corporate Yard

CITY RESERVOIRS

This project will provide structural upgrades to the City's three reservoirs. (Design Costs only)
Funding Source: Water Fund

PROJECT NUMBER						EST. EXPEND.	COST
	2021-2022	2022-2023	2023-2024	2024-2025	2025-2026	2020-2021	
17001	50,000	100,000	0	0	0	0	150,000

CAPITAL IMPROVEMENT PROGRAM DETAIL

ACTIVITY: Water Improvements

NPDES IMPLEMENTATION PROGRAM

This item provides for various construction projects necessary for implementation of the National Pollutant Discharge Elimination System (NPDES) Municipal Storm Water Permit.
 Funding Source: Measure "W" (Local Return)

PROJECT NUMBER						EST. EXPEND.	COST
	2021-2022	2022-2023	2023-2024	2024-2025	2025-2026	2020-2021	
17007	115,000	105,000	105,000	105,000	105,000	205,000	740,000

BETTENCOURT RECLAIMED WATER LINE REPAIR AND TERMINATION

This project provides for the replacement of the reclaimed water line along Coyote Creek from Rainbow Park to Bettencourt Park.
 Funding Source: Reclaimed Water Fund

PROJECT NUMBER						EST. EXPEND.	COST
	2021-2022	2022-2023	2023-2024	2024-2025	2025-2026	2020-2021	
17028	0	25,000	0	0	0	0	25,000

VALVE REPLACEMENT PROJECT

This is an ongoing project to replace mainline butterfly valves in the City's water system.
 Funding Source: Water Fund

PROJECT NUMBER						EST. EXPEND.	COST
	2021-2022	2022-2023	2023-2024	2024-2025	2025-2026	2020-2021	
17100	50,000	150,000	100,000	100,000	0	0	400,000

SCADA SYSTEM UPGRADE

This project provides for the update and maintenance of the Water Division's Supervisory Control and Data Acquisition (SCADA) system.
 Funding source: Water Fund

PROJECT NUMBER						EST. EXPEND.	COST
	2021-2022	2022-2023	2023-2024	2024-2025	2025-2026	2020-2021	
17107	350,000	0	0	0	0	0	350,000

CAPITAL IMPROVEMENT PROGRAM DETAIL

ACTIVITY: Water Improvements

C-4 WATER WELL BOOSTER STATION PUMP & VARIABLE FREQUENCY DRIVE REPLACEMENT

This project provides for the replacement of the booster station pump and the variable frequency drive at the C-4 water well.
Funding source: Water Fund

PROJECT NUMBER						EST. EXPEND.	COST
	2021-2022	2022-2023	2023-2024	2024-2025	2025-2026	2020-2021	
17110	0	0	0	0	0	0	0

C-5 WATER WELL

This project provides for the construction of a pump house and all associated water lines and will bring the C-5 water well into production. The addition of the water well will help reduce the need for imported MWD water.
Funding Source: Water Fund (project funded by WRD settlement, deferred revenue)

PROJECT NUMBER						EST. EXPEND.	COST
	2021-2022	2022-2023	2023-2024	2024-2025	2025-2026	2020-2021	
17197	250,000	900,000	700,000	0	0	50,000	1,900,000

GROUNDWATER REMEDIATION - CIVIC CENTER

This project provides for the replacement of the tiles in the Civic Center parking structure stairwells and diversion of groundwater extracted from the Civic Center parking structure to the sanitary sewer system.
Funding Source: Measure "W" (Local Return)

PROJECT NUMBER						EST. EXPEND.	COST
	2021-2022	2022-2023	2023-2024	2024-2025	2025-2026	2020-2021	
17199	925,000	150,000	500,000	0	0	650,000	2,225,000

MISCELLANEOUS RECLAIMED WATER CONVERSIONS

This item provides for the conversion of potable water services to reclaimed water services throughout the City.
Funding Source: Reclaimed Water Fund

PROJECT NUMBER						EST. EXPEND.	COST
	2021-2022	2022-2023	2023-2024	2024-2025	2025-2026	2020-2021	
17709	25,000	25,000	25,000	25,000	25,000	0	125,000

CAPITAL IMPROVEMENT PROGRAM DETAIL

ACTIVITY: Water Improvements

WATER MAIN AND APPURTENANCES REPLACEMENT

This project provides for the annual replacement of approximately one mile of water mains and related appurtenances. The project will be completed through annual allocations over the course of seven years.
Funding source: Water Fund

PROJECT NUMBER	2021-2022	2022-2023	2023-2024	2024-2025	2025-2026	EST. EXPEND. 2020-2021	COST
	0	1,500,000	1,500,000	1,500,000	1,500,000	0	6,000,000

ELECTRICAL PANEL AND DRIVE REPLACEMENT

This project provides for the replacement of four electrical panels and drivers at the Los Coyotes Reclaimed Water Treatment Plant. One panel and drive will be completed in each of the next four years.
Funding source: Reclaimed Water Fund

PROJECT NUMBER	2021-2022	2022-2023	2023-2024	2024-2025	2025-2026	EST. EXPEND. 2020-2021	COST
19506	130,000	0	0	0	0	0	130,000

SMART WATER METER PILOT PROGRAM

This project provides for the installation of 500 smart water meters within the City.
Funding source: Water Fund (45% of project expenditures reimbursed through a Proposition 84 Grant)

PROJECT NUMBER	2021-2022	2022-2023	2023-2024	2024-2025	2025-2026	EST. EXPEND. 2020-2021	COST
19502	0	0	0	0	0	107,191	107,191

EAST AND WEST RESERVOIR REFURBISHMENT

This project provides for the refurbishment of the east and west reservoirs at the Corporate Yard. One reservoir will be refurbished per year.
Funding source: Water Fund

PROJECT NUMBER	2021-2022	2022-2023	2023-2024	2024-2025	2025-2026	EST. EXPEND. 2020-2021	COST
19503	0	100,000	100,000	0	0	0	200,000

CAPITAL IMPROVEMENT PROGRAM DETAIL

ACTIVITY: Water Improvements

UNDERGROUND WET UTILITIES MASTER PLAN DEVELOPMENT

This project provides for the development of an Underground Wet Utilities Master Plan encompassing the City's water sources, storage, treatment and delivery systems for potable and reclaimed water and the sewer system.
Funding source: Water Fund (50%) and Reclaimed Water Fund (50%)

PROJECT NUMBER						EST. EXPEND.	COST
	2021-2022	2022-2023	2023-2024	2024-2025	2025-2026	2020-2021	
20501	0	100,000	150,000	0	0	0	250,000

C-2 WELL SITE CHLORINE ROOM MODIFICATIONS

This project provides for the modification of the C-2 Well site's current water treatment process from chlorine gas to sodium hypochlorite.
Funding Source: Water Fund

PROJECT NUMBER						EST. EXPEND.	COST
	2021-2022	2022-2023	2023-2024	2024-2025	2025-2026	2020-2021	
19504	0	140,000	0	0	0	0	140,000

RECLAIMED WATER MAIN VIDEO INSPECTION SURVEY

This project provides for video inspection and surveying of all reclaimed water mains to locate deteriorating sections of the City's reclaimed water system.
Funding source: Reclaimed Water Fund

PROJECT NUMBER						EST. EXPEND.	COST
	2021-2022	2022-2023	2023-2024	2024-2025	2025-2026	2020-2021	
22501	50,000	50,000	50,000	0	0	0	150,000

C-2 EAST AND WEST RESERVOIRS - PERIMETER ROOF HANDRAIL SYSTEM

This project provides for the furnishing and installation of a two-rail aluminum handrail around the perimeter of the roofs and tanks at the C-2 East and West Reservoirs
Funding source: Water Fund

PROJECT NUMBER						EST. EXPEND.	COST
	2021-2022	2022-2023	2023-2024	2024-2025	2025-2026	2020-2021	
20502	100,000	100,000	0	0	0	0	200,000

CAPITAL IMPROVEMENT PROGRAM DETAIL

ACTIVITY: Water Improvements

24 INCH RECLAIMED WATER MAIN REPLACEMENT ALONG THE SAN GABRIEL RIVERBED

This project provides for the replacement of the 24 inch reclaimed water main along the eastside of the San Gabriel Riverbed. Due to the corrosion and deterioration of the existing 24 inch water main, there is an immediate need to replace a minimum of a 500 foot section of the existing water main located underneath the 91 Freeway overpass.

Funding source: Reclaimed Water Fund

PROJECT NUMBER						EST. EXPEND.	COST
	2021-2022	2022-2023	2023-2024	2024-2025	2025-2026	2020-2021	
22502	450,000	0	0	0	0	0	450,000

C-2 BOOSTER PUMP STATION BACK UP GENERATOR SYSTEM

This project provides for the replacement of the existing portable backup generator at the C-2 Booster Pump Station building, which serves as a primary backup for the Supervisory Control and Data Acquisition (SCADA) system.

Funding source: Water Fund

PROJECT NUMBER						EST. EXPEND.	COST
	2021-2022	2022-2023	2023-2024	2024-2025	2025-2026	2020-2021	
22503	45,000	0	0	0	0	0	45,000

STRUCTURAL RETROFIT OF VAULT

This project will provide for the structural retrofit of an existing underground vault located on South Street. The vault was built in 1965 and it protects an 8-inch pressure relief valve.

Funding source: Water Fund

PROJECT NUMBER						EST. EXPEND.	COST
	2021-2022	2022-2023	2023-2024	2024-2025	2025-2026	2020-2021	
22504	65,000	0	0	0	0	0	65,000

REGIONAL STORMWATER CAPTURE FACILITY

This project provides for the design and construction of a regional stormwater capture facility, which will provide for the refurbishment of the Sports Complex; including renovation of six sports fields and the replacement of the irrigation systems.

Funding Source: Measure "W," Regional (to be completed upon confirmation of funding)

PROJECT NUMBER						EST. EXPEND.	COST
	2021-2022	2022-2023	2023-2024	2024-2025	2025-2026	2020-2021	
22505	1,940,800	467,200	0	0	0	0	2,408,000

CAPITAL IMPROVEMENT PROGRAM DETAIL

ACTIVITY: Water Improvements

ACTIVITY SUMMARY: Water Improvements

	2021-2022	2022-2023	2023-2024	2024-2025	2025-2026	EST. EXPEND.	COST
TOTALS	4,545,800	3,912,200	3,230,000	1,730,000	1,630,000	1,012,191	16,060,191

CAPITAL IMPROVEMENT PROGRAM DETAIL

SEWER IMPROVEMENTS



Cerritos Sewer Lift Station Control Panel

SOUTH STREET SEWER REPAIRS

This project provides for the replacement of sections of the South Street sewer and lining the entire length of the sewer.
 Funding Source: Sewer Fund

PROJECT NUMBER						EST. EXPEND.	COST
	2021-2022	2022-2023	2023-2024	2024-2025	2025-2026	2020-2021	
	0	150,000	0	0	0	0	150,000

CAPITAL IMPROVEMENT PROGRAM DETAIL

ACTIVITY: Sewer Improvements

PARK PLAZA/SHOEMAKER AVENUE SEWER LINE REPAIR

This project provides for the repair of the City sewer main at Park Plaza and Shoemaker Avenue.
Funding Source: Sewer Fund

PROJECT NUMBER						EST. EXPEND.	COST
	2021-2022	2022-2023	2023-2024	2024-2025	2025-2026	2020-2021	
	0	500,000	0	0	0	0	500,000

ANNUAL PIPELINE CONDITION AND INSPECTION SURVEY

This project provides for the annual and ongoing inspection of the condition of the City's existing sewer pipelines.
Funding source: Sewer Fund

PROJECT NUMBER						EST. EXPEND.	COST
	2021-2022	2022-2023	2023-2024	2024-2025	2025-2026	2020-2021	
19601	0	90,000	90,000	90,000	0	0	270,000

SEWER MAIN REPLACEMENT/UPGRADES

This project provides for the upgrade of the City's existing sewer mains at a total estimated project cost of \$8.4 million. The project will be completed through annual allocations over the course of the next seven years.
Funding source: Sewer Fund

PROJECT NUMBER						EST. EXPEND.	COST
	2021-2022	2022-2023	2023-2024	2024-2025	2025-2026	2020-2021	
	0	1,200,000	1,200,000	1,200,000	1,200,000	0	4,800,000

REHABILITATION/REPLACEMENT OF DEWATERING STATIONS

This project provides for the rehabilitation or replacement of the City's existing dewatering stations.
Funding Source: Measure "W"

PROJECT NUMBER						EST. EXPEND.	COST
	2021-2022	2022-2023	2023-2024	2024-2025	2025-2026	2020-2021	
19602	50,000	0	0	0	0	0	50,000

CAPITAL IMPROVEMENT PROGRAM DETAIL

ACTIVITY: Sewer Improvements

REHABILITATION/REPLACEMENT OF SEWER LIFT STATIONS

This project provides for the rehabilitation or replacement of the City's existing sewer lift stations.
 Funding source: Sewer Fund


PROJECT NUMBER						EST. EXPEND.	COST
	2021-2022	2022-2023	2023-2024	2024-2025	2025-2026	2020-2021	
18001	0	50,000	50,000	0	0	0	100,000

ACTIVITY SUMMARY: Sewer Improvements

	2021-2022	2022-2023	2023-2024	2024-2025	2025-2026	EST. EXPEND. 2020-2021	COST
TOTALS	100,000	1,990,000	1,290,000	1,290,000	1,200,000	0	5,870,000

CAPITAL IMPROVEMENT PROGRAM DETAIL

OTHER PROJECTS



Infinity Sculpture, Sculpture Garden

SCULPTURE GARDEN IMPROVEMENTS

This project provides for the construction of improvements in the Cerritos Sculpture Garden including art pieces, lighting fixtures, landscaping and sprinkler improvements.

Funding Source: Art in Public Places Trust Fund

PROJECT NUMBER						EST. EXPEND.	COST
	2021-2022	2022-2023	2023-2024	2024-2025	2025-2026	2020-2021	
19125	50,000	0	12,000	0	0	0	62,000

CAPITAL IMPROVEMENT PROGRAM DETAIL

ACTIVITY: Other Projects

SCULPTURE GARDEN SIGNAGE

This project provides for the installation of informational signage in the Cerritos Sculpture Garden.
Funding Source: Art in Public Places Trust Fund

PROJECT NUMBER						EST. EXPEND.	COST
	2021-2022	2022-2023	2023-2024	2024-2025	2025-2026	2020-2021	
20701	10,000	0	0	0	0	0	10,000

RESIDENTIAL PINE TREE REFORESTATION PROGRAM

This project provides for the removal of approximately 50 residential pine trees per fiscal year.
Funding Source: Municipal Improvement Fund (General Fund) and Measure "M" Funds

PROJECT NUMBER						EST. EXPEND.	COST
	2021-2022	2022-2023	2023-2024	2024-2025	2025-2026	2020-2021	
20702	350,000	350,000	350,000	350,000	350,000	350,000	2,100,000

PROPOSED MIXED-USE/RESIDENTIAL INFILL DEVELOPMENT

This project provides for various activities related to the future development of housing in the City of Cerritos, including affordable housing in accordance with State law. Such activities include, but are not limited to, the acquisition of land, conceptual design and project planning, specific plan development, economic analysis, environmental review, processing and reviewing entitlements, and construction and improvements. See Appendix E for more information.
Funding Source: Housing Asset Fund

PROJECT NUMBER						EST. EXPEND.	COST
	2021-2022	2022-2023	2023-2024	2024-2025	2025-2026	2020-2021	
21701	4,000,000	1,000,000	0	0	0	2,000,000	7,000,000

ACTIVITY SUMMARY: Other Projects

	2021-2022	2022-2023	2023-2024	2024-2025	2025-2026	EST. EXPEND. 2020-2021	COST
TOTALS	4,410,000	1,350,000	362,000	350,000	350,000	2,350,000	9,172,000

(This page is intentionally left blank)

SUCCESSOR AGENCY

TO THE

CERRITOS REDEVELOPMENT AGENCY

Successor Agency to the Cerritos Redevelopment Agency

Financial Program: 2021-2022

**Summary and Statements of
Fund Balances and Reserves**

-- ESTIMATED --
SUMMARY OF SUCCESSOR AGENCY FUNDS AND ESTIMATED BALANCES
FISCAL YEAR 2021-2022

SUCCESSOR AGENCY	Beginning Balance	Revenues	Expenditures	Operating Surplus/ (Shortfall)	Fund Transfer	Ending Balance	Loan/ (Receivable)	Estimated Balance
Redev. Property Tax Trust Funds	—	15,820,454	(15,820,454)	—	—	—	—	—
Fiscal Agent Bond Reserve Fund	17,897,184	210,000	—	210,000	—	18,107,184	—	18,107,184
TOTAL SUCCESSOR AGENCY	17,897,184	16,030,454	(15,820,454)	210,000	—	18,107,184	—	18,107,184

Summary of fund and estimated balances does not include possible internal revisions to overhead calculations.

STATEMENT OF FUND BALANCES AND RESERVES

FUND: REDEVELOPMENT PROPERTY TAX TRUST FUNDS (RPTTF)
LOS CERRITOS / LOS COYOTES / HOUSING

CODE: 943

TYPE: SUCCESSOR AGENCY FUNDS

	2018-2019 ACTUAL	2019-2020 ACTUAL	2020-2021 BUDGET	2020-2021 ESTIMATED	2021-2022 PROJECTED
BEGINNING BALANCE (July 1)	—	—	—	—	—
REVENUES	18,314,740	19,798,592	19,638,478	19,638,478	15,820,454
Unspent Revenues carried forward to future years	—	—	—	—	—
TOTAL FUNDS AVAILABLE	18,314,740	19,798,592	19,638,478	19,638,478	15,820,454
EXPENSES					
Operating Expenditures:					
Bond Principal	12,040,000	12,780,000	13,460,000	13,460,000	9,785,000
Bond Interest	3,947,524	3,237,291	2,565,882	2,565,882	1,986,362
Bond- Market Value Fluctuation	—	—	—	—	—
SERAF Loan Repayment	—	—	—	—	—
CITY Loan Repayment	2,282,216	3,736,301	3,567,596	3,567,596	4,004,092
Note Payable	—	—	—	—	—
Bond Processing Fees	10,000	10,000	10,000	10,000	10,000
Capital Program Expense- Cerritos	—	—	—	—	—
Administrative Costs	35,000	35,000	35,000	35,000	35,000
Unfunded Pension Liability	—	—	—	—	—
Unfunded OPEB Obligation	—	—	—	—	—
TOTAL EXPENSES	18,314,740	19,798,592	19,638,478	19,638,478	15,820,454
TRANSFERS					
Other Sources (Uses) of Funds					
Payment to County	—	—	—	—	—
Loan from City	—	—	—	—	—
Long Range Property Mgt Plan from City	—	—	—	—	—
Transfer from Fiscal Agent Funds	—	—	—	—	—
TOTAL TRANSFERS	—	—	—	—	—
ENDING BALANCE (June 30)					
LOAN OWED TO THE CITY	59,772,885	56,950,154	54,153,424	54,153,424	50,760,034

STATEMENT OF FUND BALANCES AND RESERVES

FUND: BOND RESERVE
LOS CERRITOS / LOS COYOTES

CODE: 945

TYPE: SUCCESSOR AGENCY FUNDS

	2018-2019 ACTUAL	2019-2020 ACTUAL	2020-2021 BUDGET	2020-2021 ESTIMATED	2021-2022 PROJECTED
BEGINNING BALANCE (July 1)	16,996,339	17,529,945	18,058,945	17,697,184	17,897,184
REVENUES	533,606	387,001	510,000	200,000	210,000
TOTAL FUNDS AVAILABLE	17,529,945	17,916,946	18,568,945	17,897,184	18,107,184
TRANSFERS					
Other Financing Sources (Uses) of Funds:					
Transfer In	—	(219,762)	—	—	—
Transfer to Redevelopment Obligation					
Property Tax Trust Fund	—	—	—	—	—
TOTAL TRANSFERS	—	(219,762)	—	—	—
ENDING BALANCE (June 30)	17,529,945	17,697,184	18,568,945	17,897,184	18,107,184

Successor Agency began February 1, 2012; balance represents reserve requirements with the Fiscal Agent.

Successor Agency to the Cerritos Redevelopment Agency

Financial Program: 2021-2022

Revenues

REVENUES

SUCCESSOR AGENCY FUNDS

		2018-2019	2019-2020	2020-2021	2020-2021	2021-2022
		ACTUAL	ACTUAL	BUDGET	ESTIMATED	FORECAST
943 SUCCESSOR AGENCY						
40241 (000)	Property Tax Allocations	18,160,410	19,642,053	19,468,500	19,584,480	15,760,450
41350 (000)	Interest Income	154,330	156,539	170,000	54,000	60,000
TOTAL 943 SUCCESSOR AGENCY		18,314,740	19,855,130	19,638,500	19,638,480	15,820,450
		2018-2019	2019-2020	2020-2021	2020-2021	2021-2022
		ACTUAL	ACTUAL	BUDGET	ESTIMATED	FORECAST
945 SUCCESSOR AGENCY/BOND RESERVE						
41350 (000)	Interest Income	533,607	387,001	529,000	200,000	210,000
TOTAL 945 BOND RESERVE FUND		533,607	387,001	529,000	200,000	210,000
<hr/>						
TOTAL SUCCESSOR AGENCY		18,848,347	20,242,131	20,167,500	19,838,480	16,030,450

Successor Agency to the Cerritos Redevelopment Agency

Financial Program: 2021-2022

Administrative Operating Budget

SUCCESSOR AGENCY ACTIVITY OVERVIEW

DEPARTMENT: Successor Agency
ACTIVITY: Administrative
CODE: Funds 943 / 945

OVERVIEW COMMENTARY

Pursuant to AB 1X 26, as upheld by the California Supreme Court in December 2011, the Cerritos Redevelopment Agency was dissolved on February 1, 2012. Accordingly, the Successor Agency to the Cerritos Redevelopment Agency (Successor Agency) was established in compliance with AB 1X 26.

A Successor Agency is required to make payments and fulfill enforceable obligations of the former Redevelopment Agency. The budgets of the Successor Agency reflect anticipated and actual payments that have been included on the applicable Recognized Obligation Payment Schedule (ROPS) documents. The California Department of Finance approved, in 2018, the Last and Final Recognized Obligation Payment Schedule which allows the Successor Agency to receive and expend the RPTFF distributions up to the maximum approved amount. This enables the Successor Agency to pay off all of the approved enforceable obligations.

ACTIVITY SUMMARY

CLASSIFICATION	2018-2019 ACTUAL	2019-2020 ACTUAL	2020-2021 BUDGET	2020-2021 ESTIMATED	2021-2022 PROPOSED	2021-2022 APPROVED
Personnel Expense	0	0	0	0	0	0
Operations and Maintenance	18,314,756	19,798,592	19,638,520	19,638,520	15,820,453	0
Capital Outlay	0	0	0	0	0	0
TOTAL BUDGET		19,798,592	19,638,520	19,638,520	15,820,453	0

SUCCESSOR ACTIVITY DETAIL

ACTIVITY COMMENTARY

DEPARTMENT: Successor Agency

ACTIVITY: Administrative

CODE: Funds 943 / 945

ACTIVITY OBJECTIVES

The Successor Agency budget has been established in accordance with the provisions of AB 1X 26, and the resulting dissolution of the Cerritos Redevelopment Agency on February 1, 2012.

The budget reflects amounts that have been included on the applicable Recognized Obligation Payment Schedule (ROPS) document.

SUCCESSOR ACTIVITY DETAIL

ACTIVITY EXPENDITURES

DEPARTMENT: Successor Agency

ACTIVITY: Administrative

CODE: Funds 943 / 945

	2018-2019	2019-2020	2020-2021	2020-2021	2021-2022	2021-2022
	ACTUAL	ACTUAL	BUDGET	ESTIMATED	PROPOSED	APPROVED
OPERATIONS AND MAINTENANCE						
Bond Payments / City Loan	18,269,756	19,753,592	19,593,520	19,593,520	15,775,453	0
Administrative Expense / Trustee Fees	45,000	45,000	45,000	45,000	45,000	0
TOTAL OPERATIONS AND MAINTENANCE	18,314,756	19,798,592	19,638,520	19,638,520	15,820,453	0
ACTIVITY TOTAL	18,314,756	19,798,592	19,638,520	19,638,520	15,820,453	0

SUCCESSOR AGENCY ACTIVITY DETAIL

BOND INTEREST, REDEMPTION AND LOANS

DEPARTMENT: Successor Agency

ACTIVITY: Administrative

CODE: Funds 943 / 945

Los Cerritos Bond Issue

		2018-2019	2019-2020	2020-2021	2020-2021	2021-2022
		ACTUAL	ACTUAL	BUDGET	ESTIMATED	FORECAST
2002 Series A						
23114	Principal	3,225,000	3,390,000	3,560,000	3,560,000	0
80130	Interest	422,740	259,450	87,900	87,900	0
TOTAL 2002 SERIES A		3,647,740	3,649,450	3,647,900	3,647,900	0
2002 Series B						
23116	Principal	530,000	550,000	580,000	580,000	0
80130	Interest	71,220	44,460	15,100	15,100	0
TOTAL 2002 SERIES B		601,220	594,460	595,100	595,100	0
ACTIVITY TOTAL		4,248,960	4,243,910	4,243,000	4,243,000	0

SUCCESSOR AGENCY ACTIVITY DETAIL

BOND INTEREST, REDEMPTION AND LOANS

DEPARTMENT: Successor Agency

ACTIVITY: Administrative

CODE: Funds 943 / 945

Los Coyotes Bond Issue

		2018-2019	2019-2020	2020-2021	2020-2021	2021-2022
		ACTUAL	ACTUAL	BUDGET	ESTIMATED	FORECAST
1993 Series A						
23121	Principal	0	0	0	0	0
80130	Interest	520,000	520,000	520,000	520,000	520,000
TOTAL 1993 SERIES A		520,000	520,000	520,000	520,000	520,000
1993 Series B						
23122	Principal	5,565,000	1,250,000	0	0	0
80130	Interest	314,540	48,750	0	0	0
TOTAL 1993 SERIES B		5,879,540	1,298,750	0	0	0
2002 Series A						
23125	Principal	1,780,000	6,605,000	8,285,000	8,285,000	8,695,000
80130	Interest	2,246,470	2,039,770	1,670,570	1,670,570	1,249,261
TOTAL 2002 SERIES A		4,026,470	8,644,770	9,955,570	9,955,570	9,944,261
2002 Series B						
23142	Principal	940,000	985,000	1,035,000	1,035,000	1,090,000
80130	Interest	372,570	324,870	272,350	272,350	217,100
TOTAL 2002 SERIES B		1,312,570	1,309,870	1,307,350	1,307,350	1,307,100
ACTIVITY TOTAL		11,738,580	11,773,390	11,782,920	11,782,920	11,771,361

SUCCESSOR AGENCY ACTIVITY DETAIL

BOND INTEREST, REDEMPTION AND LOANS

DEPARTMENT: Successor Agency

ACTIVITY: Administrative

CODE: Funds 943 / 945

Loan from City of Cerritos

		2018-2019	2019-2020	2020-2021	2020-2021	2021-2022
		ACTUAL	ACTUAL	BUDGET	ESTIMATED	FORECAST
Los Cerritos/Los Coyotes (b)						
80130	Interest	0	0	0	0	0
	Principal	2,282,216	3,736,300	3,567,600	3,567,600	4,004,092
TOTAL LOS CERRITOS/LOS COYOTES		2,282,216	3,736,300	3,567,600	3,567,600	4,004,092
ACTIVITY TOTAL		2,282,216	3,736,300	3,567,600	3,567,600	4,004,092

Loan from Low Mod Fund (c)

		2018-2019	2019-2020	2020-2021	2020-2021	2021-2022
		ACTUAL	ACTUAL	BUDGET	ESTIMATED	FORECAST
Los Cerritos/Los Coyotes						
20146	Principal	0	0	0	0	0
TOTAL LOS CERRITOS/LOS COYOTES		0	0	0	0	0
ACTIVITY TOTAL		0	0	0	0	0

	2018-2019	2019-2020	2020-2021	2020-2021	2021-2022
	ACTUAL	ACTUAL	BUDGET	ESTIMATED	FORECAST
GRAND TOTAL (BIR, Loans & Pass Through)	18,269,756	19,753,592	19,593,520	19,593,520	15,775,453

(a) Loan payments will be made pursuant to a settlement agreement reached between the Successor Agency to the Cerritos Redevelopment Agency and the California State Department of Finance in resolution of outstanding litigation relating to enforceable obligations associated with the former Cerritos Redevelopment Agency.

(b) The loans from the Low and Moderate Income Housing Fund for Los Cerritos and Los Coyotes were merged in Fiscal Year 2015-2016.

Appendix A

**Resolutions No. 2021-11 & CSA 2021-01
BUDGET RESOLUTION**

Combined Financial Program: 2021-2022

**CITY OF CERRITOS
SUCCESSOR AGENCY TO THE
CERRITOS REDEVELOPMENT AGENCY**

**RESOLUTION NO. 2021-11
RESOLUTION NO. CSA 2021-01**

A JOINT RESOLUTION OF THE CITY COUNCIL OF THE CITY OF CERRITOS AND THE SUCCESSOR AGENCY TO THE CERRITOS REDEVELOPMENT AGENCY, APPROVING AND ADOPTING THE ANNUAL COMBINED FINANCIAL PROGRAM FOR FISCAL YEAR 2021-2022, APPROPRIATING THE FUNDS NECESSARY TO MEET THE EXPENDITURES SET FORTH THEREIN, AND APPROVING THE PAY SCHEDULES FOR PERSONNEL EXPENSES AS SET FORTH IN THE EMPLOYEE CLASSIFICATION TABLES AND CLASSIFICATION STEPS

WHEREAS, the City Manager of the City of Cerritos, in accordance with Article IX of the Municipal Charter, has submitted to the City Council of the City of Cerritos a Combined Financial Program for Fiscal Year 2021-2022 providing an operating and capital improvement program budget in the total amount of \$112,888,251 of proposed expenditures for general and special City purposes and reflecting revenues available in the total amount of \$113,231,277; and

WHEREAS, the City Council of the City of Cerritos has fixed the date of June 24, 2021 as the date for holding of a public hearing relative to the adoption of said budget; and

WHEREAS, following duly given notice, the City Council of the City of Cerritos did hold such public hearing, receiving, considering, and evaluating all public comments.

NOW, THEREFORE, THE CITY COUNCIL OF THE CITY OF CERRITOS AND THE SUCCESSOR AGENCY TO THE CERRITOS REDEVELOPMENT AGENCY DOES RESOLVE AS FOLLOWS:

SECTION 1. The City Manager's proposed Combined Financial Program (herein after referred to as "Budget") for Fiscal Year 2021-2022 for general and special City purposes is hereby amended as follows:

A. REVENUE AMENDMENTS

<u>Account Number</u>	<u>Account Description</u>	<u>Explanation of Adjustment</u>	<u>Amount of Adjustment</u>
110-000-41495	Other Agency Contribution	Forecast increase for American Rescue Plan federal funds	\$629,869
NET TOTAL REVENUE AMENDMENTS:			\$629,869

B. PERSONNEL / OPERATIONAL EXPENDITURE AMENDMENTS

<u>Account Number</u>	<u>Account Description</u>	<u>Explanation of Adjustment</u>	<u>Amount of Adjustment</u>
110-541-61260	Insurance - General	Projected decrease in General	(\$200,000)

Insurance costs for the Fiscal Year			
110-521-61380	Printing	Cerritos Community Calendar printing services	\$29,000
110-521-61430	Professional Services	Cerritos Community Calendar photography services	\$15,000
110-521-61430	Professional Services	Cerritos Community Calendar delivery services	\$5,000
110-421-63411	Community Programs	Reduction in contribution to the Cerritos Regional Chamber of Commerce	(\$27,500)

NET TOTAL PERSONNEL / OPERATIONAL EXPENDITURE AMENDMENTS: **(\$178,500)**

C. CAPITAL IMPROVEMENT PROGRAM AMENDMENTS

<u>Project Number</u>	<u>Project Description</u>	<u>Explanation of Adjustment</u>	<u>Amount of Adjustment</u>
-----------------------	----------------------------	----------------------------------	-----------------------------

NET TOTAL CAPITAL IMPROVEMENT PROGRAM AMENDMENTS: **\$0**

D. FUND ASSIGNMENT AMENDMENTS

<u>Fund Number</u>	<u>Fund Name</u>	<u>Explanation of Adjustment</u>	<u>Amount of Adjustment</u>
110	General Fund	Transfer out to replace projected deficit in the Equipment Replacement Fund (620)	(\$872,600)
620	Equipment Replacement Fund	Transfer in from General Fund (110) to replace projected deficit funding	\$872,600
110	General Fund	Transfer out of American Rescue Plan federal funding to special revenue fund, American Rescue Plan Fund (269)	(\$6,271,600)
269	American Rescue Plan Fund	Transfer in of American Rescue Plan federal funding from the General Fund (110)	\$6,271,600

SECTION 2. The City Manager’s proposed Budget for Fiscal Year 2021-2022 for general and special City purposes, as amended in Section 1, subsections A - D thereof, is approved and adopted in the amount of \$112,709,751 in expenditures and \$113,861,146 in revenues.

SECTION 3. Pursuant to Government Code Section 65401 and Resolution No. PC 2021-7, the Cerritos Planning Commission found the Capital Improvement Program for Fiscal Year 2021-2022 in conformity with the Cerritos General Plan and rendered its report thereon to the City Council. The City Council hereby finds and adopts the Capital Improvement Program for Fiscal Year 2021-2022 as it is in conformity with the City's General Plan for the reasons set forth in said Resolution No. PC 2021-7 and it indicates the approximate location, size, time

of availability, and estimates of cost for specified facilities or improvements subject to the proposed Budget for Fiscal Year 2021-2022.

SECTION 4. In accordance with Government Code Sections 20630, 20636, and 20636.1, the City Council hereby approves the pay schedules for personnel expenses as set forth in the attached Employee Classification Tables and Classification Steps (Exhibit 1), which identify position titles, rates of pay, and time base with an effective date of July 1, 2021. Said approval provides for the posting and publication of the referenced pay schedule, including on the City's website, to facilitate public review in compliance with applicable Government Code Sections.

SECTION 5. The monies necessary to offset the operating expenses, including personnel expenses as detailed in Employee Classification Tables, incurred as set forth in the Budget document for Fiscal Year 2021-2022, as adopted by the City Council for the City of Cerritos pursuant to Section 1 hereof, are authorized by this section to be appropriated out of the funds available to the City during Fiscal Year 2021-2022.

SECTION 6. As part of the preliminary Budget for Fiscal Year 2021-2022, the City Manager / Executive Director of the Successor Agency to the Cerritos Redevelopment Agency has submitted a budget for the Successor Agency to the Cerritos Redevelopment Agency in the amount of \$15,820,454.

SECTION 7. The Successor Agency to the Cerritos Redevelopment Agency Budget for Fiscal Year 2021-2022 is hereby approved and adopted in the amount of \$15,820,454.

SECTION 8. The City Manager is authorized to make such changes in department operating budget totals during Fiscal Year 2021-2022 as he may, from time to time, deem desirable and necessary in order to meet the City's needs. Notification of any such changes, including those changes made as part of any City Council direction, shall be made to the City Council on a quarterly basis.

SECTION 9. The City Council delegates the authority to assign fund balance amounts in the annual financial statements to the City Manager. The assigned portions of fund balance are constrained by the City of Cerritos' intent to be used for specific purposes and such purposes shall be described in the notes to the financial statements.

SECTION 10. The City Council hereby directs the establishment of a special revenue fund to track revenues, expenditures, and transfers of federal funding from the American Rescue Plan Act of 2021.

SECTION 11. The City Council hereby directs that any deficit in the Equipment Replacement Fund at the close of Fiscal Year 2021-2022 be subsidized by a matching General Fund transfer to the Equipment Replacement Fund.

SECTION 12. The City Council hereby directs that any monies advanced to the Water Fund by the General Fund during Fiscal Year 2021-2022, and which remain unreimbursed as of June 30, 2022, shall constitute a loan from the General Fund to the Water Fund, to be repaid at an interest rate of 2.5%.

SECTION 13. The City Council hereby directs that any monies advanced to the Sewer Fund by the General Fund during Fiscal Year 2021-2022, and which remain unreimbursed as of June 30, 2022, shall constitute a loan from the General Fund to the Sewer Fund, to be repaid at an interest rate of 2.5%.

SECTION 14. The City Council hereby directs that any monies advanced to the Electric Utility Fund by the General Fund during Fiscal Year 2021-2022, and which remain unreimbursed as of June 30, 2022, shall constitute a loan from the General Fund to the Electric Utility Fund, to be repaid at an interest rate of 2.5%.

SECTION 15. As authorized by Section 909 of the City Charter, the City Council hereby orders the completion of a final audit and financial report for Fiscal Year 2021-2022, to be submitted to the City Council within six months from the completion of the Fiscal Year 2021-2022.

PASSED, APPROVED and ADOPTED this 24th day of June, 2021.



Grace Hu, Mayor /
Successor Agency Chair

ATTEST:



Vida Barone, City Clerk / City Treasurer /
Successor Agency Secretary
City of Cerritos



Art Gallucci, City Manager /
Successor Agency Executive Director

Employee Classification Tables and Classification Steps
are provided on Page 250

Appendix A1

**Resolutions No. 2021-12 & CSA 2021-02
INVESTMENT POLICY**

Combined Financial Program: 2021-2022

**CITY OF CERRITOS
SUCCESSOR AGENCY TO THE
CERRITOS REDEVELOPMENT AGENCY**

**RESOLUTION NO. 2021-12
RESOLUTION NO. CSA 2021-02**

**A JOINT RESOLUTION OF THE CITY COUNCIL OF THE CITY OF
CERRITOS AND THE SUCCESSOR AGENCY TO THE CERRITOS
REDEVELOPMENT AGENCY, APPROVING AND ADOPTING THE
ANNUAL INVESTMENT POLICY FOR FISCAL YEAR 2021-2022**

WHEREAS, the City of Cerritos (City) and the Successor Agency to the Cerritos Redevelopment Agency (Agency) maintain an investment portfolio composed of excess City and Agency funds; and

WHEREAS, the management of the City and Agency's investment portfolio is governed by applicable provisions of California Government Code Section 53600, et seq. and by the Investment Policy set forth herein; and

WHEREAS, the primary objective of the Investment Policy is to establish a conservative set of investment criteria that will prudently protect the City and Agency's assets, provide liquidity to meet cash needs, and enable the City and Agency to generate a market rate of return from their investment activities; and

WHEREAS, the Investment Policy has been revised and updated to reflect current best business practices and has been prepared for consideration by the City and Agency.


NOW THEREFORE, THE CITY COUNCIL OF THE CITY OF CERRITOS AND THE SUCCESSOR AGENCY TO THE CERRITOS REDEVELOPMENT AGENCY does find determine and declare:

SECTION 1. The foregoing recitals are true and correct.


SECTION 2. The annual Investment Policy attached hereto as "Exhibit 1" has been reviewed in a public meeting is hereby adopted for fiscal year 2021-22.

PURSUANT TO THE ABOVE FINDINGS, IT IS RESOLVED that the City Council of the City of Cerritos and the Successor Agency to the Cerritos Redevelopment Agency approves the resolution referenced herein and all items related thereto.

PASSED, APPROVED and ADOPTED this 24th day of June, 2021.



Grace Hu
Mayor/Chair

ATTEST:


Vida Barone
City Clerk/Treasurer



**CITY OF CERRITOS
SUCCESSOR AGENCY TO THE CERRITOS REDEVELOPMENT AGENCY
INVESTMENT POLICY**

Current Version Adoption Date: 06/24/2021

Prior Version Adoption Date: 06/25/2020

Original Policy Adoption Date: 06/25/2020

1. PURPOSE

The City Council of the City of Cerritos (City) and the Successor Agency to the Cerritos Redevelopment Agency (Agency) has adopted this Investment Policy ("Policy") in order to establish the scope of the investment policy, investment objectives, standards of care, authorized investments, investment parameters, reporting, investment policy compliance and adoption, and the safekeeping and custody of assets of the funds of the City/Agency.

2. SCOPE OF INVESTMENT POLICY

- A. Pooling of Funds: All cash shall be pooled for investment purposes. The investment income derived from the pooled investment shall be allocated to the contributing funds, net of all banking and investing expenses, based upon the proportion of the respective average balances relative to the total pooled balance. Investment income shall be distributed to the individual funds not less than annually.

- B. Funds Included in the Policy: The provisions of this Policy shall apply to all financial assets of the City/Agency as accounted for in the Comprehensive Annual Financial Report, including:
 - 1. General Fund;
 - 2. Special Revenue Funds;
 - 3. Capital Project Funds;
 - 4. Enterprise Funds;
 - 5. Internal Service Funds;
 - 6. Trust and Agency Funds;
 - 7. Permanent Endowment Funds; and
 - 8. Any new fund created unless specifically exempted.

- C. Funds Excluded from this Policy:
 - 1. Bond Proceeds - Investment of bond proceeds will be made in accordance with applicable bond indentures.

3. INVESTMENT OBJECTIVES

The City/Agency's funds shall be invested in accordance with all applicable City/Agency policies and codes, State statutes, and Federal regulations, and in a manner designed to accomplish the following objectives, which are listed in priority order:

- A. Safety: Preservation of principal is the foremost objective of the investment program. Investments of the City/Agency shall be undertaken in a manner

that seeks to ensure the preservation of capital in the overall portfolio. The objective shall be to mitigate credit risk and interest rate risk. To attain this objective, the City/Agency shall diversify its investments by investing funds among several financial institutions and a variety of securities offering independent returns.

- B. Credit Risk: The City/Agency shall minimize credit risk and the risk of loss due to the failure of the security issuer or backer, by:
1. Limiting investments in securities that have higher credit risks, pre-qualifying financial institutions, broker/dealers, intermediaries, and advisors with which the City/Agency will do business; and
 2. Diversifying the investment portfolio so as to minimize the impact that any one industry/investment class can have on the portfolio.
- C. Interest Rate Risk: To minimize the negative impact of material changes in the market value of securities in the portfolio, the City/Agency shall:
1. Structure the investment portfolio so that securities mature concurrent with cash needs to meet anticipated demands, thereby avoiding the need to sell securities on the open market prior to maturity; and
 2. Invest in securities of varying maturities.
- D. Liquidity: The City/Agency's investment portfolio shall remain sufficiently liquid to enable the City/Agency to meet all operating requirements which might be reasonably anticipated without requiring a sale of securities. Since all possible cash demands cannot be anticipated, the portfolio should consist largely of securities with active secondary or resale markets. A portion of the portfolio also may be placed in money market mutual funds or LAIF which offer same-day liquidity for short-term funds.
- E. Yield: The City/Agency's investment portfolio shall be designed with the objective of attaining a benchmark rate of return throughout budgetary and economic cycles, commensurate with the City/Agency's investment risk constraints and the liquidity characteristics of the portfolio. Return on investment is of secondary importance compared to the safety and liquidity objectives described above. The core of investments is limited to relatively low risk securities in anticipation of earning a fair return relative to the risk being assumed.

4. **STANDARDS OF CARE**

- A. Prudence: The standard of prudence to be used for managing the City/Agency's investment program is California Government Code Section 53600.3, the prudent investor standard, which states that "when investing, reinvesting, purchasing, acquiring, exchanging, selling, or managing public funds, a trustee shall act with care, skill, prudence, and diligence under the circumstances then prevailing, including, but not limited to, the general economic conditions and the anticipated needs of the agency, that a prudent person acting in a like capacity and familiarity with those matters would use in the conduct of funds of a like character and with like aims, to safeguard the principal and maintain the liquidity needs of the agency."

The City/Agency's overall investment program shall be designed and managed with a degree of professionalism that is worthy of the public trust.

The City/Agency recognizes that no investment is totally without risk and that the investment activities of the City/Agency are a matter of public record. Accordingly, the City/Agency recognizes that occasional measured losses may occur in a diversified portfolio and shall be considered within the context of the overall portfolio's return, provided that adequate diversification has been implemented and that the sale of a security is in the best long-term interest of the City/Agency.

The City Manager/Executive Director, Finance Manager and authorized investment personnel acting in accordance with established procedures and exercising due diligence shall be relieved of personal responsibility for an individual security's credit risk or market price changes, provided that deviations from expectations are reported in a timely fashion to the City Council/Successor Agency and appropriate action is taken to control adverse developments.

- B. Ethics and Conflicts of Interest: Elected officials and employees involved in the investment process shall refrain from personal business activity that could conflict with proper execution of the City/Agency's investment program or could impair or create the appearance of an impairment of their ability to make impartial investment decisions. Employees and investment officials shall subordinate their personal investment transactions to those of the City/Agency. In addition, City Council/Successor Agency members, the City Manager/Executive Director, and the Finance Manager shall file a Statement of Economic Interests each year as required by California Government Code Section 87203 and regulations of the Fair Political Practices Commission.
- C. Delegation of Authority: Under the direction and supervision of the City Manager/Executive Director, the Finance Manager shall be responsible for the management of the City/Agency's investment portfolio. The Finance Manager may then delegate the authority to conduct investment transactions and to manage the operation of the investment portfolio to other specifically authorized staff members subject to City Manager/Executive Director authorization. No person may engage in an investment transaction except as expressly provided under the terms of this Policy.

The City/Agency may engage the professional services of outside investment advisors with respect to its investment program, so long as it can be demonstrated that these services produce a net financial advantage or necessary financial protection of the City/Agency's financial resources. Such companies must be registered under the Investment Advisors Act of 1940, be well-established and exceptionally reputable. Members of the staff of such companies who will have primary responsibility for managing the City/Agency's investments must have a working familiarity with the special requirements and constraints of investing municipal funds in general and of the City/Agency's funds in particular.

- D. Internal Controls: The Finance Manager is responsible for establishing and maintaining a system of internal controls. The internal controls shall be designed to prevent losses of public funds arising from fraud, employee error, and misrepresentation by third parties, unanticipated changes in financial markets, or imprudent action by City employees and officers. The

internal structure shall be designed to provide reasonable assurance that these objectives are met. The concept of reasonable assurance recognizes that the cost of a control should not exceed the benefits likely to be derived, and the valuation of costs and benefits requires estimates and judgments by management.

5. BROKER/DEALERS

In the event that an investment advisor is not used to purchase securities, the City/Agency will select broker/dealers on the basis of their expertise in public cash management and their ability to provide service to the City/Agency's account.

Each approved broker/dealer must possess an authorizing certificate from the California Commissioner of Corporations, as required by Section 25210 of the California Corporations Code.

To be eligible, a firm must meet at least one of the following criteria:

- A. Be recognized as Primary Dealers by the Federal Reserve Bank of New York or have a primary dealer within their holding company structure, or
- B. Report voluntarily to the Federal Reserve Bank of New York, or
- C. Qualify under Securities and Exchange Commission (SEC) Rule 15c3-1 (Uniform Net Capital Rule, 17 C.F.R. § 240.15c3-1).

6. SAFEKEEPING AND CUSTODY OF ASSETS

The Finance Manager shall select one or more banks to provide safekeeping and custodial services for the City/Agency. A Safekeeping Agreement approved by the City/Agency shall be executed with each custodian bank prior to utilizing that bank's safekeeping services.

Custodian banks will be selected on the basis of their ability to provide services for the City/Agency's account and the competitive pricing of their safekeeping related services.

The purchase and sale of securities and repurchase agreement transactions shall be settled on a delivery versus payment basis. All securities shall be perfected in the name of the City/Agency. Sufficient evidence to title shall be consistent with modern investment, banking and commercial practices.

All investment securities, except non-negotiable Certificates of Deposit, Money Market Funds and local government investment pools, purchased by the City/Agency will be delivered by book entry and will be held in third-party safekeeping by a City/Agency approved custodian bank, its correspondent bank or its Depository Trust Company (DTC) participant account.

7. AUTHORIZED INVESTMENTS

All investments and deposits of the City/Agency shall be made in accordance with California Government Code Sections 16429.1, 53600-53609 and 53630-53686. Any revisions or extensions of these code sections will be assumed to be part of this Policy immediately upon being enacted. The City/Agency has further restricted the eligible types of securities and transactions. The foregoing list of authorized securities and transactions shall be strictly interpreted. Any deviation from this list must be pre-approved by resolution of the City/Agency. In the event an apparent discrepancy is found between this Policy and the Government Code, the more restrictive parameter(s) will take precedence.

Where this section specifies a percentage limitation or minimum credit rating for a

particular security type, that percentage or credit rating minimum is applicable only at the date of purchase.

A. Investments Specifically Permitted:

1. United States Treasury bills, notes, or bonds with a final maturity not exceeding five years from the date of trade settlement. There is no limitation as to the percentage of the City/Agency's portfolio that may be invested in this category.
2. Federal Instrumentality (government-sponsored enterprise). Federal Agency issues include, but are not limited to Government National Mortgage Association (GNMA), Federal Farm Credit Bank (FFCB), Federal Home Loan Bank (FHLB), Federal Home Loan Mortgage Corporation (FHLMC), Federal National Mortgage Association (FNMA), Federal Housing Administration (FHA), and Tennessee Valley Authority (TVA). Although there is no percentage limitation on these issues, purchases of this category shall not exceed five (5) years to maturity.
3. Federal Agency Obligations for which the full faith and credit of the United States are pledged for the payment of principal and interest and which have a final maturity not exceeding five years from the date of trade settlement. There is no limitation as to the percentage of the portfolio that can be invested in this category. Although there is no percentage limitation on these issues, purchases of this category shall not exceed five (5) years to maturity.
4. Mortgage-backed Securities, Collateralized Mortgage Obligation (CMO) and Asset-backed Securities from issuers not defined in the preceding three (3) sections of this Section are limited to bonds with a final maturity not exceeding five years from the date of trade settlement. The security itself shall be rated at least "AAA" or the equivalent by a Nationally Recognized Statistical Rating Organization ("NRSRO"). No more than five percent (5%) of the City/Agency's total portfolio shall be invested in any one issuer of mortgage backed and asset-backed securities listed above, and the aggregate investment in mortgage-backed and asset-backed securities shall not exceed twenty percent (20%) of the City/Agency's total portfolio.
5. Medium-Term Notes issued by corporations organized and operating within the United States or by depository institutions licensed by the United States or any state and operating within the United States, with a final maturity not exceeding five years from the date of trade settlement, and rated in at least the "A" category or the equivalent by an NRSRO. No more than five percent (5%) of the City/Agency's total portfolio shall be invested in any one issuer of medium-term notes, and the aggregate investment in medium-term notes shall not exceed thirty percent (30%) of the City/Agency's total portfolio.
6. Municipal Bonds:
 - a. Bonds issued by the City Cerritos, including bonds payable solely out of the revenues from a revenue-producing property owned, controlled, or operated by the City or by a department, board, agency, or authority of the City.

- b. State of California registered warrants or treasury notes or bonds, including bonds payable solely out of the revenues from a revenue-producing property owned, controlled, or operated by the state or by a department, board, agency, or authority of the state.
- c. Registered treasury notes or bonds of any of the other 49 states in addition to California, including bonds payable solely out of the revenues from a revenue producing property owned, controlled, or operated by a state or by a department, board, agency, or authority of any of the other 49 states, in addition to California. Bonds, notes, warrants, or other evidences of indebtedness of a local agency within California, including bonds payable solely out of the revenues from a revenue-producing property owned, controlled, or operated by the local agency, or by a department, board, agency, or authority of the local agency.

In addition, the securities referenced in items 6a-6c must be rated in at least the "A" category or the equivalent by a NRSRO with maturities not exceeding five years from the date of trade settlement. No more than five percent (5%) of the City/Agency's total portfolio shall be invested in any one municipal issuer. In addition, the aggregate investment in municipal bonds may not exceed thirty percent (30%) of the portfolio.

- 7. Non-negotiable Certificates of Deposit and savings deposits with a maturity not exceeding five years from the date of trade settlement, in FDIC insured state or nationally chartered banks or savings banks that qualify as a depository of public funds in the State of California as defined in California Government Code Section 53630.5. Deposits exceeding the FDIC insured amount shall be secured pursuant to California Government Code Section 53652. No one issuer shall exceed more than five percent (5%) of the portfolio, and investment in negotiable and non-negotiable certificates of deposit shall be limited to thirty percent (30%) of the portfolio combined.
- 8. Negotiable Certificates of Deposit only with a nationally or state-chartered bank, a savings association or a federal association (as defined by Section 5102 of the California Financial Code), a state or federal credit union, or by a federally licensed or state-licensed branch of a foreign bank whose senior long-term debt is rated in at least the "A" category, or the equivalent, or short-term debt is rated at least "A-1" or the equivalent by an NRSRO and having assets in excess of \$10 billion, so as to ensure security and a large, well-established secondary market. Ease of subsequent marketability should be further ascertained prior to initial investment by examining currently quoted bids by primary dealers and the acceptability of the issuer by these dealers. No one issuer shall exceed more than five percent (5%) of the portfolio, and maturity shall not exceed five years. Investment in negotiable and non-negotiable certificates of deposit shall be limited to thirty percent (30%) of the portfolio combined.

9. Prime Commercial Paper with a maturity not exceeding 270 days from the date of trade settlement that is rated "A-1", or the equivalent, by an NRSRO. The entity that issues the commercial paper shall meet all of the following conditions in either of the subparagraphs below:
 - a. The entity shall (1) be organized and operating in the United States as a general corporation, (2) have total assets in excess of \$500,000,000; and (3) have debt other than commercial paper, if any, that is rated in at least the "II A" category or the equivalent by an NRSRO.
 - b. The entity shall (1) be organized within the United States as a special purpose corporation, trust, or limited liability company, (2) have program wide credit enhancements, including, but not limited to, over collateralization, letters of credit or surety bond; and (3) have commercial paper that is rated at least "A-1" or the equivalent, by an NRSRO.

No more than five percent (5%) of the City/Agency's total portfolio shall be invested in the commercial paper of any one issuer, and the aggregate investment in commercial paper shall not exceed twenty-five percent (25%) of the City/Agency's total portfolio.

10. Eligible Banker's Acceptances with a maturity not exceeding 180 days from the date of trade settlement, drawn on and accepted by a commercial bank whose senior long-term debt is rated in at least the "A" category or the equivalent by an NRSRO at the time of purchase. Banker's Acceptances shall be rated at least "A-1", or the equivalent at the time of purchase by an NRSRO. If the bank has senior debt outstanding, it must be rated in at least the "A" category or the equivalent by an NRSRO. The aggregate investment in banker's acceptances shall not exceed forty percent (40%) of the City/Agency's total portfolio, and no more than five percent (5%) of the City/Agency's total portfolio shall be invested in banker's acceptances of any one bank.
11. Repurchase Agreements and Reverse Repurchase Agreements with a final termination date not exceeding 30 days collateralized by U.S. Treasury obligations or Federal Instrumentality securities listed in items 1 and 2 above with the maturity of the collateral not exceeding ten years. For the purpose of this section, the term collateral shall mean purchased securities under the terms of the City/Agency's approved Master Repurchase Agreement. The purchased securities shall have a minimum market value including accrued interest of one hundred and two percent (102%) of the dollar value of the funds borrowed. Collateral shall be held in the City/Agency's custodian bank, as safekeeping agent, and the market value of the collateral securities shall be marked-to-the-market daily.

Repurchase Agreements and Reverse Repurchase Agreements shall be entered into only with broker/dealers and who are recognized as Primary Dealers with the Federal Reserve Bank of New York, or with firms that have a Primary Dealer within their holding company structure. Primary Dealers approved as Repurchase Agreement

counterparties shall have a short-term credit rating of at least "A-1" or the equivalent and a long-term credit rating of at least "A" or the equivalent. Repurchase agreement counterparties shall execute a City/Agency approved Master Repurchase Agreement with the City/Agency. The Finance Manager shall maintain a copy of the City/Agency's approved Master Repurchase Agreement and a list of the broker/dealers who have executed same.

In addition, the City/Agency must own assets for more than 30 days before they can be used as collateral for a reverse repurchase agreement. No more than ten percent (10%) of the portfolio can be involved in reverse repurchase agreements.

12. State of California's Local Agency Investment Fund (LAIF), pursuant to California Government Code Section 16429.1. There is no limitation as to the percentage of the portfolio that can be invested in this category.
13. Mutual Funds and Money Market Mutual Funds registered under the Investment Company Act of 1940, provided that:
 - a. Mutual Funds that invest in the securities and obligations as authorized under California Government Code Section 53601, subdivisions (a) to (k) and (m) to (q) inclusive and that meet either of the following criteria:
 - i. Attained the highest ranking or the highest letter and numerical rating provided by not less than two (2) NRSROs; or
 - ii. Have retained an investment adviser registered or exempt from registration with the Securities and Exchange Commission with not less than five years' experience investing in the securities and obligations authorized by California Government Code, Section 53601 and with assets under management in excess of \$500 million.

No more than 10% of the total portfolio may be invested in shares of any one mutual fund.
 - b. Money Market Mutual Funds registered with the Securities and Exchange Commission under the Investment Company Act of 1940. No more than 20% of the total portfolio may be invested in Money Market Funds. Said funds must be issued by diversified management companies and meet either of the following criteria:
 - i. Have attained the highest ranking or the highest letter and numerical rating provided by not less than two (2) NRSROs; or,
 - ii. Have retained an investment adviser registered or exempt from registration with the Securities and Exchange Commission with not less than five years' experience managing money market mutual funds with

assets under management in excess of \$500 million.

No more than 20% of the total portfolio may be invested in these securities.

- B. Investments Specifically Not Permitted: Any security type or structure not specifically approved by this policy is hereby prohibited. Security types, which are thereby prohibited include, but are not limited to: "exotic" derivative structures such as range notes, dual index notes, inverse floating rate notes, leveraged or de-leveraged floating rate notes, interest only strips that are derived from a pool of mortgages and any security that could result in zero interest accrual if held to maturity, or any other complex variable or structured note with an unusually high degree of volatility risk.
- C. Exceptions to Prohibited and Restricted Investments: The City/Agency shall not be required to sell securities prohibited or restricted in this policy, or any future policies, or prohibited or restricted by new State regulations, if purchased prior to their prohibition and/ or restriction. Insofar as these securities provided no notable credit risk to the City/Agency, holding of these securities until maturity is approved. At maturity or liquidation, such monies shall be reinvested as provided by this policy.

8. INVESTMENT PARAMETERS

- A. Diversification: The City/Agency shall diversify its investments to avoid incurring unreasonable risks inherent in over-investing in specific instruments, individual financial institutions or maturities. As such, no more than five percent (5%) of the City/Agency's portfolio may be invested in the instruments of any one issuer, except governmental issuers, investment pools, mutual funds and money market funds, or unless otherwise specified in this investment policy. This restriction does not apply to any type of Federal Instrumentality or Federal Agency Security previously referenced herein. Nevertheless, the asset allocation in the investment portfolio should be flexible depending upon the outlook for the economy, the securities markets and the City/Agency's overall anticipated cash flow needs.
- B. Maximum Maturities: To the extent possible, investments shall be matched with anticipated cash flow requirements and known future liabilities. The City/Agency will not invest in securities maturing more than five years from the date of trade settlement, unless the City/Agency Council has, by resolution, granted authority to make such an investment at least three months prior to the date of investment.
- C. Credit Quality: Each investment manager will monitor the credit quality of the securities in their respective portfolio. In the event a security held by the City/Agency is the subject of a rating downgrade which brings it below accepted minimums specified herein, or the security is placed on negative credit watch, where downgrade could result in a rate drop below acceptable levels, the investment advisor who purchased the security will immediately notify the Finance Manager. The City/Agency shall not be required to immediately sell such securities. The course of action to be followed will then be decided on a case by case basis, considering such factors as the reason for the rate drop, prognosis for recovery or further drop, and market price of the security. The City Council/Successor Agency will be advised of the situation and intended course of action.

9. PORTFOLIO PERFORMANCE

The investment portfolio shall be designed to attain a market rate of return throughout budgetary and economic cycles, taking into account prevailing market conditions, risk constraints for eligible securities, and cash flow requirements. The performance of the City/Agency's investments shall be compared to the total return of a benchmark that most closely corresponds to the portfolio's duration, universe of allowable securities, risk profile, and other relevant characteristics. When comparing the performance of the City/Agency's portfolio, its rate of return will be computed consistent with Global Investment Performance Standards (GIPS).

10. REPORTING

Monthly, the Finance Manager shall produce a report of the investment portfolio balances, transactions, risk characteristics, earnings, and performance results of the City/Agency's investment portfolio available to City Council/Successor Agency. The report shall include the following information:


- A. Investment type, issuer, date of maturity, par value and dollar amount invested in all securities, and investments and monies held by the City/Agency;
- B. A description of the funds, investments and programs;
- C. A market value as of the date of the report (or the most recent valuation as to assets not valued monthly) and the source of the valuation; and
- D. A statement of compliance with this Policy or an explanation for non-compliance.

11. INVESTMENT POLICY COMPLIANCE AND ADOPTION

- A. Compliance: Any deviation from the policy shall be reported to the City Council/Successor Agency as soon as practical, but no later than the next scheduled City Council/Successor Agency meeting. The Finance Manager shall review deviations from policy with the City Council/Successor Agency.

12. POLICY ADOPTION

This Policy was adopted by way of joint City Council/Successor Agency Resolution No. 2021-12 and CSA 2021-02 on June 24, 2021 and became effective immediately thereon.



 Grace Hu
 Mayor/Chair

Date: 6/30/2021

ATTEST:


 Art Gallucci
 City Manager/Executive Director

Date: 6/30/2021

Attachment 1: Definitions

**CITY OF CERRITOS
SUCCESSOR AGENCY TO THE CERRITOS REDEVELOPMENT AGENCY
INVESTMENT POLICY**

DEFINITIONS

Agencies. Shorthand market terminology for any obligation issued by a government-sponsored entity (GSE), or a federally related institution. Most obligations of GSEs are not guaranteed by the full faith and credit of the US government. Examples are:

1. FFCB: The Federal Farm Credit Bank System provides credit and liquidity in the agricultural industry. FFCB issues discount notes and bonds.
2. FHLB: The Federal Home Loan Bank provides credit and liquidity in the housing market. FHLB issues discount notes and bonds.
3. FHLMC: Like FHLB, the Federal Home Loan Mortgage Corporation provides credit and liquidity in the housing market. FHLMC, also called "FreddieMac" issues discount notes, bonds and mortgage pass-through securities.
4. FNMA: Like FHLB and FreddieMac, the Federal National Mortgage Association was established to provide credit and liquidity in the housing market. FNMA, also known as "FannieMae," issues discount notes, bonds and mortgage pass-through securities.
5. GNMA: The Government National Mortgage Association, known as "GinnieMae," issues mortgage pass-through securities, which are guaranteed by the full faith and credit of the US Government.
6. PEFCO: The Private Export Funding Corporation assists exporters. Obligations of PEFCO are not guaranteed by the full faith and credit of the US government.
7. TVA: The Tennessee Valley Authority provides flood control and power and promotes development in portions of the Tennessee, Ohio, and Mississippi River valleys. TVA currently issues discount notes and bonds.

Asked: The price at which a seller offers to sell a security.

Asset Backed Securities: Securities supported by pools of installment loans or leases or by pools of revolving lines of credit.

Average Life: In mortgage-related investments, including CMOs, the average time to expected receipt of principal payments, weighted by the amount of principal expected.

Banker's Acceptance: A money market instrument created to facilitate international trade transactions. It is highly liquid and safe because the risk of the trade transaction is transferred to the bank which "accepts" the obligation to pay the investor.

Benchmark: A comparison security or portfolio. A performance benchmark is a partial market index, which reflects the mix of securities allowed under a specific investment policy.

Bid: The price at which a buyer offers to buy a security.

Broker: A broker brings buyers and sellers together for a transaction for which the broker receives a commission. A broker does not sell securities from his own position.

Callable: A callable security gives the issuer the option to call it from the investor prior to its maturity. The main cause of a call is a decline in interest rates. If interest rates decline since an issuer issues securities, it will likely call its current securities and reissue them at a lower rate of interest. Callable securities have reinvestment risk as the investor may receive its principal back when interest rates are lower than when the investment was initially made.

Certificate of Deposit (CD): A time deposit with a specific maturity evidenced by a certificate. Large denomination CDs may be marketable.

Collateral: Securities or cash pledged by a borrower to secure repayment of a loan or repurchase agreement. Also, securities pledged by a financial institution to secure deposits of public monies.

Collateralized Mortgage Obligations (CMO): Classes of bonds that redistribute the cash flows of mortgage securities (and whole loans) to create securities that have different levels of prepayment risk, as compared to the underlying mortgage securities.

Commercial Paper: The short-term unsecured debt of corporations.

Cost Yield: The annual income from an investment divided by the purchase cost. Because it does not give effect to premiums and discounts which may have been included in the purchase cost, it is an incomplete measure of return.

Coupon: The rate of return at which interest is paid on a bond.

Credit Risk: The risk that principal and/ or interest on an investment will not be paid in a timely manner due to changes in the condition of the issuer.

Current Yield. The annual income from an investment divided by the current market value. Since the mathematical calculation relies on the current market value rather than the investor's cost, current yield is unrelated to the actual return the investor will earn if the security is held to maturity.

Dealer: A dealer acts as a principal in security transactions, selling securities from and buying securities for his own position.

Debenture: A bond secured only by the general credit of the issuer.

Delivery vs. Payment (DVP): A securities industry procedure whereby payment for a security must be made at the time the security is delivered to the purchaser's agent.

Derivative: Any security that has principal and/ or interest payments which are subject to uncertainty (but not for reasons of default or credit risk) as to timing and/or amount, or any security which represents a component of another security which has been separated from other components ("Stripped" coupons and principal). A derivative is also defined as a financial instrument the value of which is totally or partially derived from the value of another instrument, interest rate, or index.

Discount: The difference between the par value of a bond and the cost of the bond, when the cost is below par. Some short-term securities, such as T-bills and banker's acceptances, are known as discount securities. They sell at a discount from par, and return the par value to the investor at maturity without additional interest. Other securities, which have fixed coupons, trade at a discount when the coupon rate is lower than the current market rate for securities of that maturity and/or quality.

Diversification: Dividing investment funds among a variety of investments to avoid excessive exposure to any one source of risk.

Duration: The weighted average time to maturity of a bond where the weights are the present values of the future cash flows. Duration measures the price sensitivity of a bond to changes in interest rates. (See modified duration).

Federal Funds Rate: The rate of interest charged by banks for short-term loans to other banks. The Federal Reserve Bank through open-market operations establishes it.

Federal Open Market Committee: A committee of the Federal Reserve Board that establishes monetary policy and executes it through temporary and permanent changes to the supply of bank reserves.

Leverage: Borrowing funds in order to invest in securities that have the potential to pay earnings at a rate higher than the cost of borrowing.

Liquidity: The speed and ease with which an asset can be converted to cash.

Local Agency Investment Fund (LAIF). A voluntary investment fund opens to government entities and certain non-profit organizations in California that is managed by the State Treasurer's Office.

Local Government Investment Pool: Investment pools that range from the State Treasurer's Office Local Agency Investment Fund (LAIF) to county pools, to Joint Powers Authorities (JPAs). These funds are not subject to the same SEC rules applicable to money market mutual funds.

Make Whole Call: A type of call provision on a bond that allows the issuer to pay off the remaining debt early. Unlike a call option, with a make whole call provision, the issuer makes a lump sum payment that equals the net present value (NPV) of future coupon payments that will not be paid because of the call. With this type of call, an investor is compensated, or "made whole."

Margin: The difference between the market value of a security and the loan a broker makes using that security as collateral.

Market Risk: The risk that the value of securities will fluctuate with changes in overall market conditions or interest rates.

Market Value: The price at which a security can be traded.

Marking to Market: The process of posting current market values for securities in a portfolio.

Maturity: The final date upon which the principal of a security becomes due and payable.

Medium Term Notes: Unsecured, investment-grade senior debt securities of major corporations which are sold in relatively small amounts on either a continuous or an intermittent basis. MTNs are highly flexible debt instruments that can be structured to respond to market opportunities or to investor preferences.

Modified Duration: The percent change in price for a 100 basis point change in yields. Modified duration is the best single measure of a portfolio's or security's exposure to market risk.

Money Market: The market in which short-term debt instruments (T-bills, discount notes, commercial paper, and banker's acceptances) are issued and traded.

Mortgage Pass-Through Securities: A securitized participation in the interest and principal cash flows from a specified pool of mortgages. Principal and interest payments made on the

mortgages are passed through to the holder of the security.

Municipal Securities: Securities issued by state and local agencies to finance capital and operating expenses.

Mutual Fund: An entity which pools the funds of investors and invests those funds in a set of securities which is specifically defined in the fund's prospectus. Mutual funds can be invested in various types of domestic and/ or international stocks, bonds, and money market instruments, as set forth in the individual fund's prospectus. For most large, institutional investors, the costs associated with investing in mutual funds are higher than the investor can obtain through an individually managed portfolio.

Nationally Recognized Statistical Rating Organization (NRSRO): A credit rating agency that the Securities and Exchange Commission in the United States uses for regulatory purposes. Credit rating agencies provide assessments of an investment's risk. The issuers of investments, especially debt securities, pay credit rating agencies to provide them with ratings. The three most prominent NRSROs are Fitch, S&P, and Moody's.

Negotiable CD: A short-term debt instrument that pays interest and is issued by a bank, savings or federal association, state or federal credit union, or state-licensed branch of a foreign bank. Negotiable CDs are traded in a secondary market.

Premium: The difference between the par value of a bond and the cost of the bond, when the cost is above par.

Prepayment Speed: A measure of how quickly principal is repaid to investors in mortgage securities.

Prepayment Window: The time period over which principal repayments will be received on mortgage securities at a specified prepayment speed.

Premium Dealer: A financial institution (1) that is a trading counterparty with the Federal Reserve in its execution of market operations to carry out U.S. monetary policy, and (2) that participates for statistical reporting purposes in compiling data on activity in the U.S. Government securities market.

Prudent Person (Prudent Investor) Rule: A standard of responsibility which applies to fiduciaries. In California, the rule is stated as "Investments shall be managed with the care, skill, prudence and diligence, under the circumstances then prevailing, that a prudent person, acting in a like capacity and familiar with such matters, would use in the conduct of an enterprise of like character and with like aims to accomplish similar purposes."

Realized Yield: The change in value of the portfolio due to interest received and interest earned and realized gains and losses. It does not give effect to changes in market value on securities, which have not been sold from the portfolio.

Regional Dealer: A financial intermediary that buys and sells securities for the benefit of its customers without maintaining substantial inventories of securities and that is not a primary dealer.

Repurchase Agreement: Short-term purchases of securities with a simultaneous agreement to sell the securities back at a higher price. From the seller's point of view, the same transaction is a reverse repurchase agreement.

Safekeeping: A service to bank customers whereby securities are held by the bank in the customer's name.

Structured Note: A complex, fixed income instrument, which pays interest, based on a

formula tied to other interest rates, commodities or indices. Examples include inverse floating rate notes which have coupons that increase when other interest rates are falling, and which fall when other interest rates are rising, and "dual index floaters," which pay interest based on the relationship between two other interest rates - for example, the yield on the ten-year Treasury note minus the Libor rate. Issuers of such notes lock in a reduced cost of borrowing by purchasing interest rate swap agreements.

Total Rate of Return: A measure of a portfolio's performance over time. It is the internal rate of return, which equates the beginning value of the portfolio with the ending value; it includes interest earnings, realized and unrealized gains, and losses in the portfolio.

Treasury Obligations: Securities issued by the U.S. Treasury and backed by the full faith and credit of the United States. Treasuries are considered to have no credit risk, and are the benchmark for interest rates on all other securities in the US and overseas. The Treasury issues both discounted securities and fixed coupon notes and bonds.

Treasury Bills: All securities issued with initial maturities of one year or less are issued as discounted instruments, and are called Treasury bills. The Treasury currently issues three- and six-month T-bills at regular weekly auctions. It also issues "cash management" bills as needed to smooth out cash flows.

Treasury Notes: All securities issued with initial maturities of two to ten years are called Treasury notes, and pay interest semi-annually.

Treasury Bonds: All securities issued with initial maturities greater than ten years are called Treasury bonds. Like Treasury notes, they pay interest semi-annually.

Volatility: The rate at which security prices change with changes in general economic conditions or the general level of interest rates.

Yield to Maturity: The annualized internal rate of return on an investment which equates the expected cash flows from the investment to its cost.

(This page is intentionally left blank)

Appendix B

**Resolution No. 2021-15
APPROPRIATIONS LIMIT**

Annual Appropriation Limit: 2021-2022

CITY OF CERRITOS

RESOLUTION NO. 2021-15

**A RESOLUTION OF THE CITY COUNCIL OF THE CITY OF CERRITOS
APPROVING AND ADOPTING THE ANNUAL APPROPRIATION LIMIT
FOR FISCAL YEAR 2021-2022**

WHEREAS, the voters of California on November 6, 1979 added Article XIII B to the State Constitution placing various limitations on the appropriations of the state and local governments; and

WHEREAS, Article XIII B provides that the appropriation limit for the Fiscal Year 2021-2022 is based on actual appropriation during the 1978-1979 fiscal year, and is adjusted each year using the growth of population and inflation; and

WHEREAS, Proposition 111, passed by the voters of California on June 5, 1990 requires the City Council to select the adjustment factors each year. The inflation factor may be the growth in California per capita personal income or the increase in non-residential assessed valuation due to new construction within the City, and the population factor may reflect the population growth within either the City of Cerritos or the entire County of Los Angeles; and

WHEREAS, information necessary for making these adjustments can be found in the associated agenda report (9E) for the Thursday, June 24, 2021, 7:00 p.m. City Council/Successor Agency Regular Meeting, and is available in the City Finance Division and the City Clerk's Office; and


WHEREAS, the City of Cerritos has complied with all the provisions of Article XIII B in determining the limit for fiscal year 2021-2022.

NOW, THEREFORE, THE CITY COUNCIL OF THE CITY OF CERRITOS DOES HEREBY

RESOLVE AS FOLLOWS:

SECTION 1. The appropriation limit for the City of Cerritos in the fiscal year 2021-2022 shall be \$219,226,939 calculated by the growth of per capita income in California as the inflation factor and the City's population growth as the population factor. The total appropriations subject to limitation is \$60,430,393.

PASSED, APPROVED and ADOPTED this 24th day of June, 2021.


Grace Hu, Mayor

ATTEST:

Vida Barone, City Clerk/Treasurer

Appendix C
Expense Accounts Definitions

EXPENSE ACCOUNT DEFINITIONS

The following Chart of Accounts provides a definition of cost centers and expense account object codes used to classify operating expenses incurred by the City.

COST CENTERS

LEGISLATIVE AND ADMINISTRATIVE

- 111 City Council
- 121 City Manager
- 123 Fine Arts and Historical Commission
- 131 City Attorney
- 141 City Clerk / City Treasurer

COMMUNITY DEVELOPMENT

- 211 Office of the Senior Assistant City Manager
- 212 Geographic Information Services (GIS)
- 221 Advance Planning
- 231 Current Planning
- 251 Planning Commission
- 252 Economic Development Commission

SUCCESSOR AGENCY TO THE CERRITOS REDEVELOPMENT AGENCY

- 261 / 262 Administrative

PUBLIC WORKS / WATER & POWER

- 311 Office of the Director
- 321 Engineering
- 331 Environmental Services
- 341 General Maintenance
- 342 Street Maintenance
- 343 Vehicle Maintenance
- 344 Facility Maintenance
- 345 Swim Center Maintenance
- 351 Parks & Trees Management
- 352 Median and Parkway Maintenance

- 353 Parkway Trees
- 354 Parks Maintenance
- 355 Golf Course Maintenance
- 361 Water & Power Management
- 362 Water Management
- 363 Water Production and Distribution
- 364 Water Operations
- 365 Water Inspection
- 366 Reclaimed Water
- 368 Electric Utility

COMMUNITY & SAFETY SERVICES

- 411 Office of the Director
- 421 Community Participation
- 422 Senior Center
- 441 Recreation Services
- 442 Golf Course
- 443 Swim & Fitness Center
- 451 Community Safety
- 452 Code Enforcement
- 461 Property Preservation Commission
- 462 Parks & Recreation Commission

ADMINISTRATIVE SERVICES

- 511 Office of the Director
- 521 Communications
- 531 Finance
- 532 Water Billing
- 541 Human Resources / Risk Management
- 551 Support Services
- 552 Property Control
- 561 Management Information Systems
- 571 Municipal Library

THEATER

- 611 Office of the Director
- 621 Business Management
- 631 Performance Marketing & Sales
- 641 Front of the House Management
- 651 Operations & Security
- 661 Special Event Services
- 671 Box Office

EXPENSE ACCOUNT OBJECT CODES

51010 REGULAR EARNINGS. Normal payroll expenditures carried continuously, assigned payroll number and subject to all usual deductions.

51021 OVERTIME. Portion of salary subject to time and a half. Any time approved by Department Director over 40-hour week subject to additional premium pay.

52010 REGULAR EARNINGS - PART-TIME. Wages paid to employees who are classified as part-time employees.

52015 SPECIAL PROJECT EARNINGS - PART-TIME.

52021 OVERTIME EARNINGS - PART-TIME.

52400 EMPLOYEE BENEFITS. Social Security, PERS, Medicare, Comp. Insurance, Health Insurance and other benefits that the City pays for employees.

53010 AUTO ALLOWANCE. Monthly car allowance for designated employees in lieu of assigned City vehicle. No other charges to this account.

53020 DUES AND PUBLICATIONS. Books, publications and membership dues in job-related organizations.

53030 EDUCATION AND TRAINING. Job-oriented education or training sponsored by the City.

53040 EMPLOYEE AWARDS. Service awards presented to employees for continuous service and any special award that may arise.

53060 RECRUITMENT EXPENSE. Expenses incurred in the hiring of employees such as newspaper advertisements, pre-employment physicals, fingerprinting and other recruitment related expenses.

53070 REIMBURSED MILEAGE. Mileage reimbursement for use of employees' automobile. This account is limited to local travel within a fifty-mile radius of City Hall.

53080 TRAVEL AND MEETING. All expenses incurred in local meetings or outside seminars, conferences or workshops. Examples are meals, air fare, hotels and registration fees. Includes mileage reimbursement for trips in excess of 50 miles from City Hall.

53090 UNIFORMS AND SHOES. Purchase and cleaning of uniforms, shop towels and rain gear.

53091 VEHICLE OPERATIONS. Gasoline and oil expenses for City-owned trucks and automobiles.

61010 AMBULANCE SERVICE. Charges by Los Angeles County for ambulance services within the City limits which cannot be paid by the patron.

61020 ANIMAL CONTROL SERVICES. Contracting agreement with City of Long Beach for animal control services. Also includes City's share of costs for euthanasia program.

61030 ARCHITECTURAL SERVICES. Contracted services for architectural design.

61040 AUDIT SERVICES. Auditing service performed by outside auditing firms.

61050 BANK CHARGES/FEES. Costs related to bank processing.

61060 BOND PROCESSING FEES. Bank service charge for handling of bonds.

61070 CHECKING AND INSPECTION. Outside engineering charges for checking and inspection. Also covers construction engineering for capital projects.

61080 CODIFICATION. Expense associated with updating and codifying of municipal code and handled only through the City Clerk's / City Treasurer's office.

61090 COMPOSTING. Costs associated with programs to cause organic material to biologically decompose under controlled conditions.

61100 CONSULTING FEES.

61110 CUSTODIAL SERVICES. Janitorial services as provided by contract agreement.

61115 COMMISSIONER'S FEES AND SALARIES. Compensation paid to members of City commissions.

61120 COUNTY BUILDING AND SAFETY EXPENSE. Charges made by County Building Department for building and safety inspections.

61130 DELIVERY SERVICES. Special messenger delivery service.

61131 DOCUMENT STORAGE.

61140 DUMP CHARGES. Charges made by the Los Angeles County Sanitation District for dumping of disposable materials.

61150 EDUCATIONAL INFORMATION. Includes expenditures for publicity, informational publications and educational activities specific to recycling and waste management. These expenditures may be offset by federal or state grant funds.

61160 ELECTION EXPENSE. Costs associated with municipal elections.

61170 ELECTRONIC INFORMATION. Public microcomputers, supplies and software.

61180 ENGINEERING SERVICES. Engineering charges for any work except checking or inspection.

61190 ENVIRONMENTAL REMEDIATION.

61220 FINGER PRINTING EXPENSE. Expenses associated with finger printing in the Community Safety Division.

61230 FREIGHT CHARGES. Delivery charges on Central Stores purchases.

61240 FRONT-OF-HOUSE EXPENSE. Hospitality expenditures such as ground transportation and meals provided to performing artists at CCPA.

61250 HAZARDOUS WASTE DISPOSAL. The disposal of hazardous materials from City operated facilities.

61260 INSURANCE - GENERAL. Premiums paid for fire, liability, employees' bonds and other insurance coverage. Does not include premiums for Worker's Compensation and personal health and life insurance, which are fringe benefits.

61270 INSURANCE - EARTHQUAKE SELF-INSURANCE.

61281 PUBLIC LIBRARY FUND.

61282 LIBRARY GRANT. Libris Design

61283 LIBRARY GRANT. CLIO

61290 MARKETING EXPENSE. Promotions in news media, radio, etc. for performances and events at CCPA.

61310 LEGAL SERVICES. Legal services provided by the City Attorney.

61315 LEGAL SERVICES - SPECIAL COUNSEL. Legal services provided by outside counsel for special purposes including redevelopment dissolution issues.

61320 LEGAL ADVERTISING. Advertising expense handled only through City Clerk's / City Treasurer's office for public hearing notices and other advertising as required by law.

61325 LOW & MODERATE INCOME HOUSING SERVICES. Ongoing professional services related to the compliance review of prospective residents for the Cerritos Redevelopment Agency's affordable housing developments.

61340 OUTSIDE SERVICES. Any repair or maintenance function on vehicles and other machinery and equipment performed by outside vendors.

61350 OUTSIDE PROCESSING. Processing and special handling of various materials by outside vendors.

61360 PERMIT FEES. Costs incurred for permits and licenses required by other agencies to allow the operation of City programs and functions.

61370 POLICE AND SAFETY SERVICES. Contracted agreement with Los Angeles County Sheriff's Department for police services and other related community safety expenditures. Also includes Sky Knight Program contracted with the City of Lakewood.

61380 PRINTING. All outside printing costs not included in office supplies or special supplies accounts. Does not include envelopes, letterheads, business cards.

61410 PRODUCTION EXPENSE. Purchases, supplies and professional services directly related to performances at the CCPA.

61430 PROFESSIONAL SERVICES. Outside professional services contracted by the City.

61432 PROFESSIONAL SERVICES - EPA. Outside professional services contracted by the City regarding issues involving the Environmental Protection Agency.

61440 PROGRAM EXPENSE. Expenses incurred for opening acts, musicians, percentages and other required items specified in contracts with performing artists at CCPA.

61460 RECORDATION. Charges made for recording of documents by the County Recorder.

61470 RECREATION EXPENSE.

61480 RECYCLING. Related costs of programs to convert wastes and by-products into new materials and products to meet AB 939 goals.

61490 RESIDENTIAL ASSISTANCE PROGRAM. Expenditures to fund residential rehabilitation grants, incurred for the demolition of substandard structures and/or clearing of unsightly property. Includes legal and inspection costs.

61495 RESIDENTIAL LOAN PROGRAM. Expenditures to fund residential rehabilitation loans.

61520 SPECIAL STUDIES. Special information-gathering studies performed by an outside consultant or agency.

61530 SOIL STERILIZATION AND WEED CONTROL. The sterilization and/or weed abatement of areas off streets which are deemed to be a public nuisance and require City action.

61540 SOURCE REDUCTION. Design, manufacture, acquisition and reuse of materials to minimize the quantity of waste produced. The related cost of programs to help achieve AB 939 goals.

61550 SPECIAL WASTE. Costs for disposal of bulky items such as tires and white goods.

61560 STORM WATER MANAGEMENT.

61580 TEMPORARY HELP.

61590 TRASH COLLECTION. Includes costs associated with the contract for collection of refuse in residential portions of the City.

61610 WATER RELATED EXPENSES.

61611 WATER TREATMENT. Chemicals used in water treatment.

61612 WATER MASTER ASSESSMENT. Annual payment to the Department of Water Resources and Central Basin Water Association for bookkeeping and water deeds.

61613 WATER SERVICE CONNECTION. Materials and contracts for connections from transmission main to service residential and commercial sites.

63010 AUDIO VISUAL MATERIAL. Compact discs, audio cassettes, video cassettes, CD-ROMs and DVDs associated with audio visual section of the Library.

63020 BOOKS AND LIBRARY MATERIALS. An account associated only with the City Library. All books and publications purchased for public use. Does not include periodicals.

63021 BOOKS - STATE GRANT. State library grant funds for library services, materials and equipment.

63030 BOUTIQUE MERCHANDISE. Purchase of boutique merchandise.

63110 COMPUTER SUPPLIES. Computer programs for use with data processing equipment.

63120 COMPUTER ACCESSORIES AND PERIPHERALS.

63121 COMPUTER SOFTWARE. Expenditures for software programs and upgrades.

63130 COMMUNITY AWARDS. Plaques, proclamations, flowers and other presentation-type materials.

63140 INVENTORY FOR RESALE. Cost of goods purchased for resale.

63150 CENTRAL STORES - INVENTORY. Purchase of items for Central Stores inventory.

63200 MICROFILM - LIBRARY. Purchase of microfilm materials for the Library.

63230 MAPS AND PUBLICATIONS. Maps, plans specifications, publications and other printed material provided to contractors, other technical or professional groups and citizens. This is partially offset by the revenue account "Sales of Maps and Publications."

63250 OFFICE SUPPLIES. All general office supplies that can be utilized by all departmental personnel. Paper, pens, pencils, note pads, stationery, etc.

63270 PHOTOGRAPHIC FILM AND PROCESSING. The purchase of film and/or cost of processing of film.

63280 PLANTS AND TREES. New or replacement trees purchased for parks and parkways.

63310 POSTAGE. Mailing expense.

63409 TRANSIT PROGRAMS/PROP A. Expenditures for transit programs funded by Proposition A revenues.

63410 PROGRAM EXPENSES AND SUPPLIES. Supplies and expenses associated with the various programs of the City/Agency.

63411 COMMUNITY PROGRAMS. Council directed support of various civic organizations.

63412 TRANSIT PROGRAMS/PROP. C. Expenditures for transit programs funded by Proposition C revenues.

63413 TRIP REDUCTION/AQMD. Rideshare and trip reduction programs encouraged by AQMD.

63510 SIGNAGE/FLAGS/DISPLAYS. Expenditures and supplies related to promotions and activities at the CCPA.

63520 SPECIAL SUPPLIES. Special purpose supplies usually unique to the program wherein budgeted.

63530 SMALL TOOLS. Tools valued under \$200 and often portable.

63540 SMALL EQUIPMENT.

63550 SUBSCRIPTIONS AND PERIODICALS. An account associated only with the City Library. All periodicals purchased for public use.

63675 EMERGENCY WATER STORAGE SUPPLIES. Supplies for emergency water kits offered for sale to Cerritos residents and businesses.

63710 WATER METERS. Purchase of water meters. This account is capitalized to fixed assets at the end of the year.

63720 WATER PURCHASE. Cost of water purchased for water system.

65010 AIR CONDITIONING MAINTENANCE. Expenses relating to maintenance and repair of permanent air conditioning installations in various City facilities.

65015 ARTWORK MAINTENANCE. Allocations for the maintenance of art pieces located in the City.

65020 BUILDINGS AND GROUNDS MAINTENANCE. Supplies and other expenses incurred for the maintenance of various City buildings and facilities. Does not include park grounds, streets, and medians.

65030 BRIDGE MAINTENANCE. Maintenance of all bridges and appurtenant structures as performed by the County.

65040 EQUIPMENT MAINTENANCE AND REPLACEMENT. Rent for equipment owned and maintained by the equipment replacement fund.

65050 EQUIPMENT AND MACHINERY MAINTENANCE. Maintenance of equipment other than office equipment or air conditioning equipment.

65060 LEASED EQUIPMENT MAINTENANCE. Maintenance of equipment leased from external sources.

65070 MARKING AND STRIPING. The painting of traffic control markings on street pavement surfaces.

65080 OFFICE FURNITURE/FIXTURES MAINTENANCE. Maintenance agreements and service costs for office equipment.

65090 OFF-STREET MAINTENANCE. This includes all City maintenance activities on private or public property performed for the benefit of the general public.

65110 PLAYGROUND EQUIPMENT MAINTENANCE. Supplies and other expenses incurred for the maintenance of playground equipment.

65120 PRODUCTION EQUIPMENT.

65121 PRODUCTION MAINTENANCE. Maintenance expenses associated with production equipment for the reclaimed water system.

65130 RENT - OFFICE EQUIPMENT. Rental costs of office equipment not owned by the City.

65131 RENT - OTHER EQUIPMENT. Rental costs for other equipment needed on a temporary basis.

65132 RENT - BUILDINGS AND GROUNDS. Rental costs of trailers and/or buildings and land.

65133 ROADSIDE MAINTENANCE. This includes all maintenance activities for improvements normally located within the parkway; i.e., inside public rights-of-way but outside the normal riding surface. This would include maintenance of such things as grading of shoulders, drainage ditches, AC sidewalks and installation of traffic barricades.

65134 SEWER MAINTENANCE. The maintenance of all City sewer lines excluding County sanitation facilities.

65140 STORM DRAIN MAINTENANCE. The cleaning, reconstruction, and maintenance of all storm drains and catch basins under the jurisdiction of the City. However, maintenance of drains and appurtenant structures that have been transferred to the County Flood Control District is performed by the County.

65150 STREET MAINTENANCE.

65151 STREET LIGHTS MAINTENANCE. The maintenance and power necessary to operate all street lights within the Los Coyotes Lighting and Landscaping District.

65152 STREET NAME SIGN MAINTENANCE. The maintenance of all street name signs.

65153 STREET SIGN MAINTENANCE. The installation of all informational and directional street signs.

65154 STREET SWEEPING. Includes all operations associated with street sweeping contract.

65155 STREET MAINTENANCE - CITY. Miscellaneous street maintenance activities such as patching, slurry sealing, curb grinding and street reconstruction that is done by City contract or City personnel.

65156 STREET MAINTENANCE - COUNTY. Includes activities performed by the Los Angeles County Road Department or outside contractors such as patching, slurry and chip sealing, grinding, curb and gutter reconstruction and other related road repairs.

65157 STREET MAINTENANCE - MEASURE R. Improvements funded through Measure R, a half-cent sales tax for Los Angeles County to finance transportation projects and programs.

65170 TRAFFIC SIGNAL MAINTENANCE.

65171 TRAFFIC SIGNAL - STATE. Cerritos' share of the maintenance of traffic signals under the jurisdiction of the State of California and performed by the State.

65172 TRAFFIC SIGNAL - CITY. The maintenance of traffic signals within the City limits performed by the City or by contract.

65173 TRAFFIC SIGNAL - COUNTY. Cerritos' share of the maintenance by the County of Los Angeles of traffic signals that are under joint jurisdiction with bordering cities.

65174 TRAFFIC SIGNAL - CITY - POWER. Energy charges related to operation of signals within the City.

65175 TRAFFIC AND REGULATORY SIGNS. The installation and maintenance of all regulatory, informative and directional signs.

65176 TRAFFIC SIGNAL CAMERA ENFORCEMENT. Maintenance and operation of photo enforcement equipment installed at selected traffic signals.

65180 TREE MAINTENANCE.

65190 VEHICLE MAINTENANCE.

65210 WATER DISTRIBUTION SYSTEMS MAINTENANCE. Includes maintenance and repair of meter boxes and fittings and general distribution lines.

65211 WATER - SPECIAL MAINTENANCE. Includes maintenance of fire hydrants and special backflow devices.

65212 WATER PRODUCTION EQUIPMENT MAINTENANCE. Includes maintenance and repair of pump motors, engines, chlorinators, general production equipment.

65213 WATER WELL PUMPING ASSESSMENT. Central and West Basin Water Replenishment District assessment based on quantity of water pumped from Basin.

67010 WATER. Water used by all City facilities.

67020 WATER PURCHASE - MWD. Cost of water purchased from Central Basin Municipal Water District.

67030 NATURAL GAS. Natural gas used by all City facilities.

67040 ELECTRICITY. Electricity used by all City facilities.

67050 TELEPHONE. Telephone expenses, office phones, park phones, phones associated with computers, etc.

67060 CELLULAR PHONE. Operating expenses associated with the use of cellular telephones for City business.

67070 WATER POWER. The cost of power used to operate various water pump stations, etc., and separate from all other utilities.

67080 ELECTRIC UTILITY FUEL EXPENSE. The cost of fuel used to operate the Magnolia Power Plant and generate electrical power.

67085 ADDITIONAL ENERGY RESOURCES. The purchase of wholesale energy on the open market.

67090 MAGNOLIA POWER EXPENSES. Prior year power expenditures related to the Magnolia Power Project, including expenses for schedule coordinating services, gas and power marketing services, and transmission fees.

67095 MAGNOLIA POWER PLANT O & M. The variable costs (non-fuel) associated with the operation of the Magnolia Power Plant.

67100 ELECTRIC ENERGY PURCHASED COSTS. Energy purchased to meet retail electric requirements.

67101 ELECTRIC TRANSMISSION SCHEDULING FEE. Transmission services provided for the delivery of power output.

67102 ELECTRIC ENERGY SETTLEMENT. Settlement amount from the ISO for imbalance energy (revenue or expense).

67103 POWER SCHEDULING FEE. Electricity scheduling and coordination services.

67104 ENERGY PURCHASED-OPTION PREMIUM. Negotiated contract payment to PPM for structured energy purchases that enables a graduated pricing design.

67105 TRANSMISSION LOSSES. Purchased energy to make up for line losses to the point of delivery.

67106 ENERGY PURCHASED-SUPPLIER BUY BACK. Purchase of excess wholesale energy acquired by Cerritos but not necessary to meet retail electric sales.

67107 ENERGY PURCHASED-SUPPLIER BUY BACK-O&M. Reimbursement from energy contract for the variable operation and maintenance (VOM) charges in connection with the ownership interest in the Magnolia Power Plant.

67108 ENERGY PURCH-SUPP BUY BACK-CAPACITY PYMT. The contract (tolling) payment from contractor to use the Cerritos entitlement in the Magnolia Power Plant.

67110 ELECTRIC SPECIAL ASSESSMENT. Payments made to SCPPA for extraordinary Magnolia Power Plant expenses.

67112 FUEL CONTINGENCY ACCOUNT (FLOAT). Payments made to SCPPA for fuel related charges not associated with monthly fuel requirements.

67115 RELIABILITY SERVICE. Charges for distribution and reliability service costs incurred by the Cerritos Electric Utility.

67116 CAP AND TRADE/GREENHOUSE GAS. Costs incurred by Cerritos Electric Utility to comply with California State mandates pertaining to air pollution reduction. This requirement is a central element of California's Global Warming Solutions Act (AB 32) and covers major sources of greenhouse gas emissions in the State such as refineries, power plants, industrial facilities, and transportation fuels.

67117 RENEWABLE PORTFOLIO. California State regulations currently require that electricity providers obtain 20% of their annual energy portfolio from renewable sources. Cerritos Electric Utility will procure its share of renewable energy from the market.

67118 LOAD GROWTH. Expenditures related to load growth services provided to the Cerritos Electric Utility, including development of customer acquisitions and switchovers, marketing support, and other activities designed to maintain and enhance the Utility's customer demand.

67120 FUEL EXPENSE. Gas acquired by the City of Cerritos and delivered to Magnolia for power generation.

67121 FUEL TRANSPORTATION. Charges for the delivery of fuel to the Magnolia Power Plant.

67131 ENERGY RESOURCES WAPA. Charges related to the Electric Utility and the Boulder Canyon Project (BCP).

67132 CAPACITY WAPA. Charges related to the Electric Utility and the Boulder Canyon Project (BCP).

67133 LCRB DAM FUND. Charges related to the Electric Utility and the Boulder Canyon Project (BCP).

67134 LCR MSCP-Multi-Species Conservation Program. Charges related to the Electric Utility and the Boulder Canyon Project (BCP).

67143 MAINTENANCE-STRUCTURES. Charges for maintenance of equipment not directly related to the Magnolia generation plant.

67145 MAINTENANCE-ELECTRIC PLANT. Charges for maintenance at the Magnolia Power Plant assessed to the participants not included in the SCPPA budget O & M (67095).

67146 MAJOR MAINTENANCE-CAP IMPR (RESERVES). Payments made to SCPPA to maintain a reserve fund for major Magnolia Power Plant repairs.

67147 SPARE PARTS-CAP IMPR (RESERVES). Payments made to SCPPA to maintain a reserve fund for replacement parts necessary to operate Magnolia Power Plant.

67190 BILLING MANAGEMENT. Expenditures for services provided to the Cerritos Electric Utility related to billing and data management, including data exchanges, enrollment status reports, notifications of meter attributes, and associated support.

67191 GENERAL AND ADMINISTRATIVE. Administrative fees associated with the SCPPA.

67192 CUSTOMER EXPENSE. All expenses in connection with providing electric service to the end-user including metering, billing and customer service.

67193 GRID MANAGEMENT CHARGES. Payments made to the CAL-ISO for pro-rata charges of participating in the State operating transmission service.

67194 DEBT SERVICE - PROJECT B. Principal and interest payments to SCPPA to amortize the City of Cerritos' share of the acquisition costs for the Magnolia Power Plant.

67197 RATE STABILIZATION FUND WITH SCPPA. This account reflects payments made by the Cerritos Electric Utility into the Rate Stabilization Fund administered by the Southern California Public Power Authority (SCPPA).

67198 REGULATORY COMPLIANCE. California State Legislature is currently considering several new regulations regarding electric utility operations. This line item accommodates costs to bring the Cerritos Electric Utility into compliance.

69010 ADMINISTRATIVE FEES -- COUNTY. Charges imposed by Los Angeles County for billing and other administrative functions.

69013 ADMINISTRATIVE FEES -- SCPPA. Administrative fees for the City's participation in the Southern California Public Power Authority.

69045 INTEREST EXPENSE ON ADVANCES. Interest expenses for advances from the City associated with the Cerritos Electric Utility's initial start-up costs.

69050 LEASED WATER RIGHTS. Cost of leasing additional water rights to meet pumping capacity.

69080 MISCELLANEOUS EXPENSES.

69090 MISCELLANEOUS REIMBURSEMENTS. Reimbursable expenses incurred by the Cerritos Center for the Performing Arts.

69120 PROPERTY TAXES. Property taxes paid to Orange County Tax Collector for City property within Orange County.

69130 UNCOLLECTIBLE ACCOUNTS.

69200 CDBG-STAFF TIME EXPENSE REIMBURSEMENT. Accounts for staff time expenses that are charged against the Community Development Block Grant Fund and reimbursed to the General Fund.

79010 LAND. The purchase of land and related expenses.

79020 BUILDINGS. All expenses incurred in the acquisition and construction of buildings. Includes major additions or improvements to existing structures.

79030 OTHER STRUCTURES AND IMPROVEMENTS. Includes land improvements, underground utility systems and other infrastructure such as curbs, gutters, streets and street lighting.

79050 FURNITURE, FIXTURES AND OFFICE EQUIPMENT. Office furniture and equipment which includes desks, chairs, calculators, typewriters, computer equipment and other business machines associated with office work.

79060 VEHICLES. Trucks, autos and other motor vehicles that are licensed to operate on City streets.

79070 MACHINERY AND EQUIPMENT. Various engineering, maintenance and grounds equipment as well as specialized items such as physical fitness and audio-visual equipment.

79080 WORKS OF ART. Art work located in City facilities and outdoor sculptures and statues at various sites throughout the City.

Appendix D

Acronyms

ACRONYM LIST

The following list provides a summary of acronyms and abbreviations commonly encountered in the operations of the City of Cerritos, and in the municipal management profession in general.

AD-6. Assessment District Six; the industrial area bounded by Bloomfield Avenue, 166th Street, Carmenita Road and the northern City limits.

ADA. The Americans with Disabilities Act.

ADP-2. Area Development Plan Two; the commercial area bounded by Bloomfield Avenue, the 91 Freeway, Shoemaker Avenue and 183rd Street.

AQMD. Southern California Air Quality Management District.

ARRA. The American Recovery and Reinvestment Act of 2009.

AV. Assessed Valuation; the dollar value assigned to a property for purposes of calculating applicable property taxes.

CDBG. Community Development Block Grant.

CCPA. Cerritos Center for the Performing Arts.

CEQA. The California Environmental Quality Act of 1970.

CJPIA. California Joint Powers Insurance Authority; a consortium providing property insurance, liability protection and related services to approximately 120 public agencies throughout California.

COW. Cerritos on Wheels; a City-sponsored fixed-route transit system funded by Proposition C allocations.

CPE. Cerritos Park East; a City park/community center located at 13234 166th Street in Cerritos.

CPSC. Consumer Product Safety Commission.

CPUC. California Public Utilities Commission.

CRA. Community Redevelopment Agency. (Due to the passage of Assembly Bill 1X 26 and subsequent affirmation by the California Supreme Court, all redevelopment agencies in California were dissolved on February 1, 2012.)

CSMFO. California Society of Municipal Finance Officers.

CUP. Conditional Use Permit; required for certain land uses which may need special conditions to ensure compatibility with surrounding land uses.

CWP. City Wide Pride; an annual awards program managed by the Code Enforcement Division.

EOPS. Enforceable Obligation Payment Schedule; documentation required of Successor Agencies by AB 1X 26 to identify and establish enforceable obligations of a former redevelopment agency.

EPA. Environmental Protection Agency.

FCC. Federal Communications Commission.

FERC. Federal Energy Regulatory Commission.

FPPC. The State of California Fair Political Practices Commission.

FT. Full-time position.

FTE. Full-time Equivalent; a measure of workload equivalency to a full-time position.

GAAP. Generally Accepted Accounting Principles; the common set of accounting principles, standards and procedures that organizations use to compile their financial statements.

GFOA. Government Finance Officers Association.

ACRONYM LIST

GIS. The Geographic Information Systems function (City cost center 212).

ISO. The California Independent System Operator.

JAG. Justice Assistance Grant.

LAEDC. Los Angeles County Economic Development Corporation.

LAIF. The Local Agency Investment Fund; a voluntary program created by statute in 1977 as an investment alternative for California's local governments and special districts.

LASD. The Los Angeles County Sheriff's Department.

LMIH. The Low- and Moderate-Income Housing Fund; formerly within the Cerritos Redevelopment Agency. .

MFOA. Municipal Finance Officers Association.

MIS. The Management Information Systems division of the City of Cerritos (cost center 561).

MTA. The Los Angeles County Metropolitan Transportation Authority.

MWD. The Metropolitan Water District.

NPDES. National Pollutant Discharge Elimination System; a permit program authorized by the Clean Water Act to control water pollution by regulating point sources that discharge pollutants into waters of the United States.

PDROPS. Preliminary Enforceable Obligation Payment Schedule; preliminary documentation required of Successor Agencies by AB 1X 26 to identify and establish enforceable obligations of a former redevelopment agency.

PLF. The State of California Public Library Fund.

RFP. Request for Proposal; a document that a government organization sends to prospective vendors inviting the submittal of a bid for a product or service.

RHNA. Regional Housing Needs Assessment.

ROPS. Recognized Obligation Payment Schedule; ongoing documentation required of Successor Agencies by AB 1X 26 to identify and establish enforceable obligations of a former redevelopment agency.

RPTTF. Redevelopment Property Tax Trust Fund; the Fund administered by the County of Los Angeles for distribution of property tax allocations to successor agencies. Formerly categorized as tax increment, allocations are used to fulfill bond payments which remain payable after the dissolution of redevelopment agencies in California on February 1, 2012.

SCADA. Supervisory Control and Data Acquisition; generally refers to computer systems that monitor and control infrastructure-related processes, such as water systems,

SCAG. Southern California Association of Governments.

SCE. Southern California Edison.

SCPPA. Southern California Public Power Authority

SERAF. Supplemental Educational Revenue Augmentation Fund;

STP-L. Surface Transportation Program-Local; program administered by the Federal Highway Administration to provide funds to states and localities for projects on roads not classified as minor local or rural collectors.

TIP. Federal Transportation Improvement Program.

TMDL. Total Maximum Daily Load; a regulation that imposes a limit regarding the maximum amount of a pollutant that a body of water can receive and still safely meet water quality standards, in accordance with the Clean Water Act.

TPT. Temporary Part-time position.

(This page is intentionally left blank)

Appendix E

Capital Improvement Plan Detail, General Plan, and Project Area Maps

Capital Improvement Program (CIP) Detail

Project Title: Proposed Mixed-Use/Residential Infill Development
Project Number: 21701
Funding Source: Housing Asset Fund

CIP Encumbrance Schedule:

Fiscal Year	2020-2021	2021-2022	2022-2023	2023-2024	2024-2025	Cost
Encumbrance	\$2,000,000	\$4,000,000	\$1,000,000	0	0	\$7,000,000

Project Information Detail:

Pursuant to California Health and Safety Code Section 34176.1(d), local municipalities are required to plan for, use, or encumber any surplus Housing Asset Funds, as defined in Section 34176.1(d), for the purpose of constructing and developing housing for all housing types, including housing for low income populations pursuant to State law.

As part of the City of Cerritos 2013-2021 Housing Element, which was certified in full compliance with applicable State Housing Element law by the State of California in January 2015, the City of Cerritos identified seven (7) sites suitable for potential residential development. Site 7 in particular is generally located in the northeast section of the City of Cerritos and is comprised of Caltrans-owned properties that were acquired by Caltrans to stage construction equipment and materials for the Interstate 5 widening and the Valley View Avenue bridge reconstruction projects. The two subject parcels are identified as follows:

	Caltrans Property Name	Caltrans ID #	APN #	Location Address
1	16433 Valley View Property Company	77610	7003-013-001	16433 Valley View Avenue Cerritos, CA 90703
2	Valley View Business Center	77608	7003-013-901 (formerly 7003-013-005)	16601, 16603, 16605, 16607, 16609, 16611, 16613, 16615, 16617, 16619, 16621, 16623, 16625, 16627, 16629, 16631, 16633, 16635, 16637, 16639, 16641, 16643 Valley View Avenue Cerritos, CA 90703

Upon completion of the new Valley View Avenue bridge by Caltrans, the subject properties, or portions thereof, will become available for purchase by the City of Cerritos, pursuant to Sections 118 and 30410 of the California Streets and Highways Code, provided that the City of Cerritos submits written documentation expressing such interest. As such, over the past few years, the City of Cerritos has submitted letters to Caltrans, expressing the City's interest in the subject properties, and Caltrans is aware of such interest.

The City of Cerritos has determined that as a result of Caltran's Interstate 5 widening project and the related Valley View bridge reconstruction, access to this area of Cerritos will be significantly improved, thereby creating an opportunity for the City of Cerritos to reuse a portion of the area for the accommodation of mixed-use and/or residential infill development allowing for the construction of various housing product types. The City is currently in the process of identifying rules and regulations for the provision of affordable housing pursuant to applicable State housing laws. In addition, staff is currently evaluating opportunities to provide housing at the subject properties for qualified low-income populations including persons afflicted with Alzheimer's disease or dementia. Given that the

City of Cerritos is largely developed with very few properties suitable for reuse as residential infill development, the properties owned and controlled by Caltrans serve as the most preferred properties for the future accommodation of affordable housing.

As such, Capital Improvement Project Number 21701 has been established for the City's use of restricted Housing Asset Funds to acquire the subject properties, when made available, conceptually plan for the proposed development which will include affordable housing, and to create a specific plan of development as well as process entitlements for this purpose, in conformance with applicable state housing laws. The City also anticipates participation in the construction and improvements to support the affordable housing. The City of Cerritos anticipates commencing the preparation of conceptual plans and economic analysis required for the development of housing on the subject properties during the 2020-2021 fiscal year, followed by acquiring the properties from Caltrans upon the completion of the Valley View bridge reconstruction project.

CITY OF CERRITOS GENERAL PLAN LEGEND



RESIDENTIAL

- Low Density - 2 to 5.5 Units/Acre
- Medium Density - 6 to 20 Units/Acre

COMMERCIAL

- Office Professional Commercial
- Neighborhood
- Community
- Regional

AREA DEVELOPMENT PLANS

- Industrial Park
- Towne Center/Commercial
- Residential Development (low-medium density)
- Residential Development (low density)
- Auto Mall/Restricted Commercial
- Residential Development (medium density)
- Residential Development (medium density)
- Residential Development (low-medium density)
- Residential Development (low density)
- Residential Development (senior housing)
- Residential Development (senior housing)
- Residential Development (low density)
- Residential Development (senior housing)
- Specialized/Commercial
Cerritos Auto Square Overlay
- Residential Development (high density)
- Residential Development (medium density)

INDUSTRIAL

- Light Industrial
- Industrial/Commercial

OPEN SPACE

SCHOOLS:

- Elementary
- Junior High
- Senior High
- Community College
- ABC School District & High School
- Private School

PARKS:

- Neighborhood Park
- Community Park
- Regional Park
- Special Park

OTHER OPEN SPACE

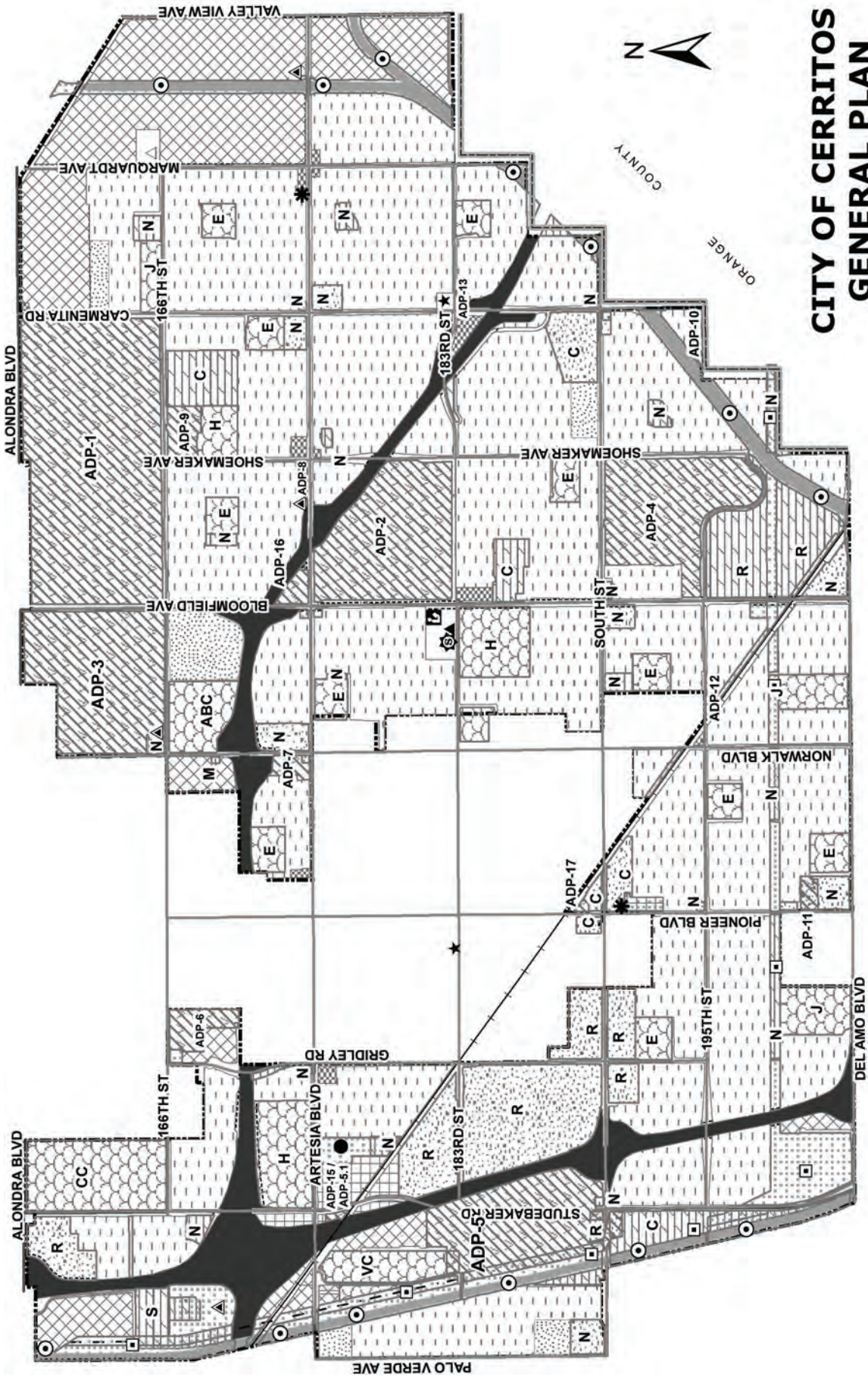
- Greenbelt with Trails
- Landscaped Buffer
- Equestrian Trails

COMMUNITY FACILITIES:

- Edison Utility
- Cemetery
- Sanitation Utility
- Flood Control Utility
- Post Office
- Fire Station
- City Civic Center
- Sheriff Station
- Library
- City Corporate Yard

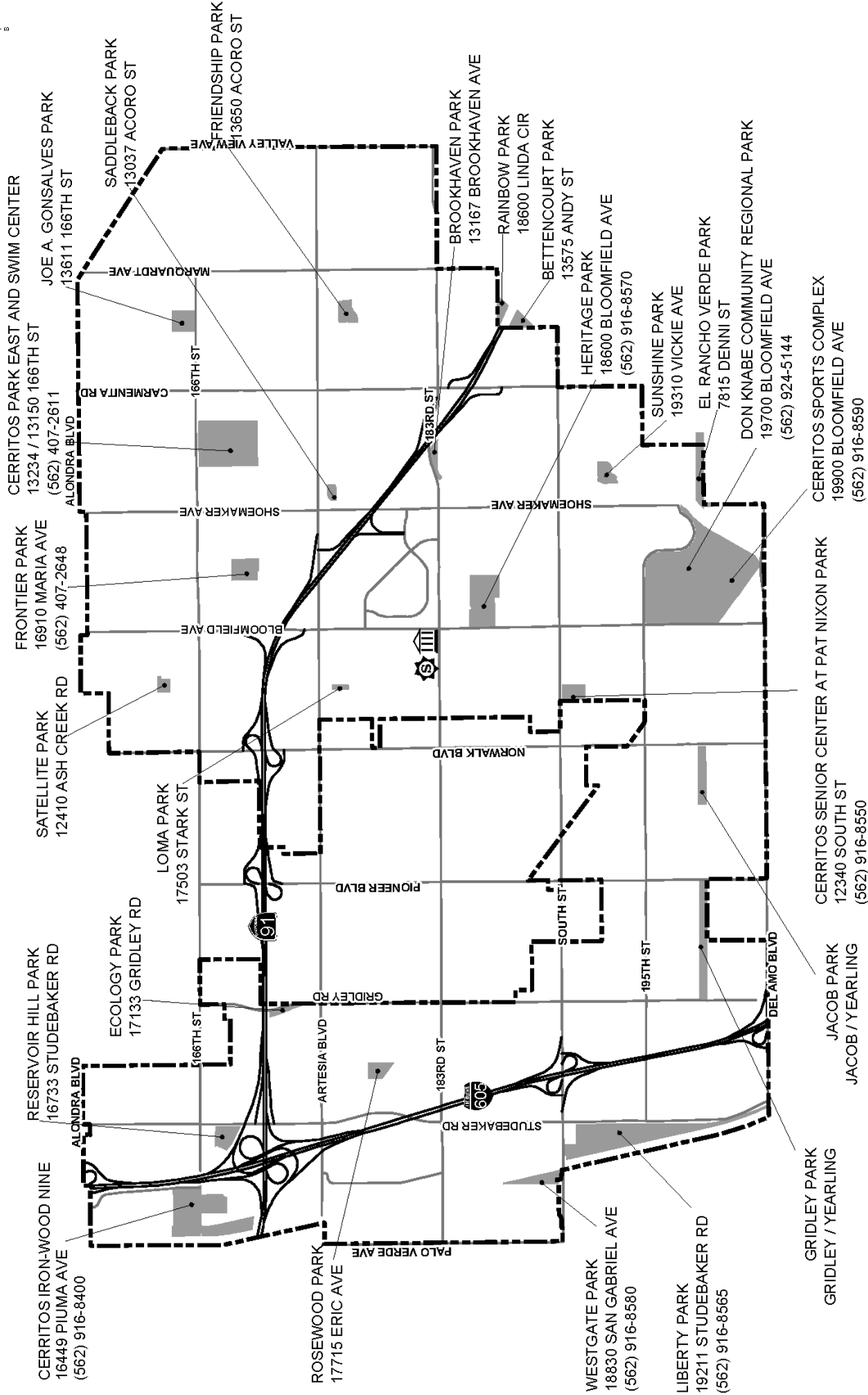
CIRCULATION

- Major Arterial
- Secondary Arterial
- Railroad
- Freeway
- Cerritos City Limits
- Orange County Limits





CERRITOS RECREATION FACILITIES

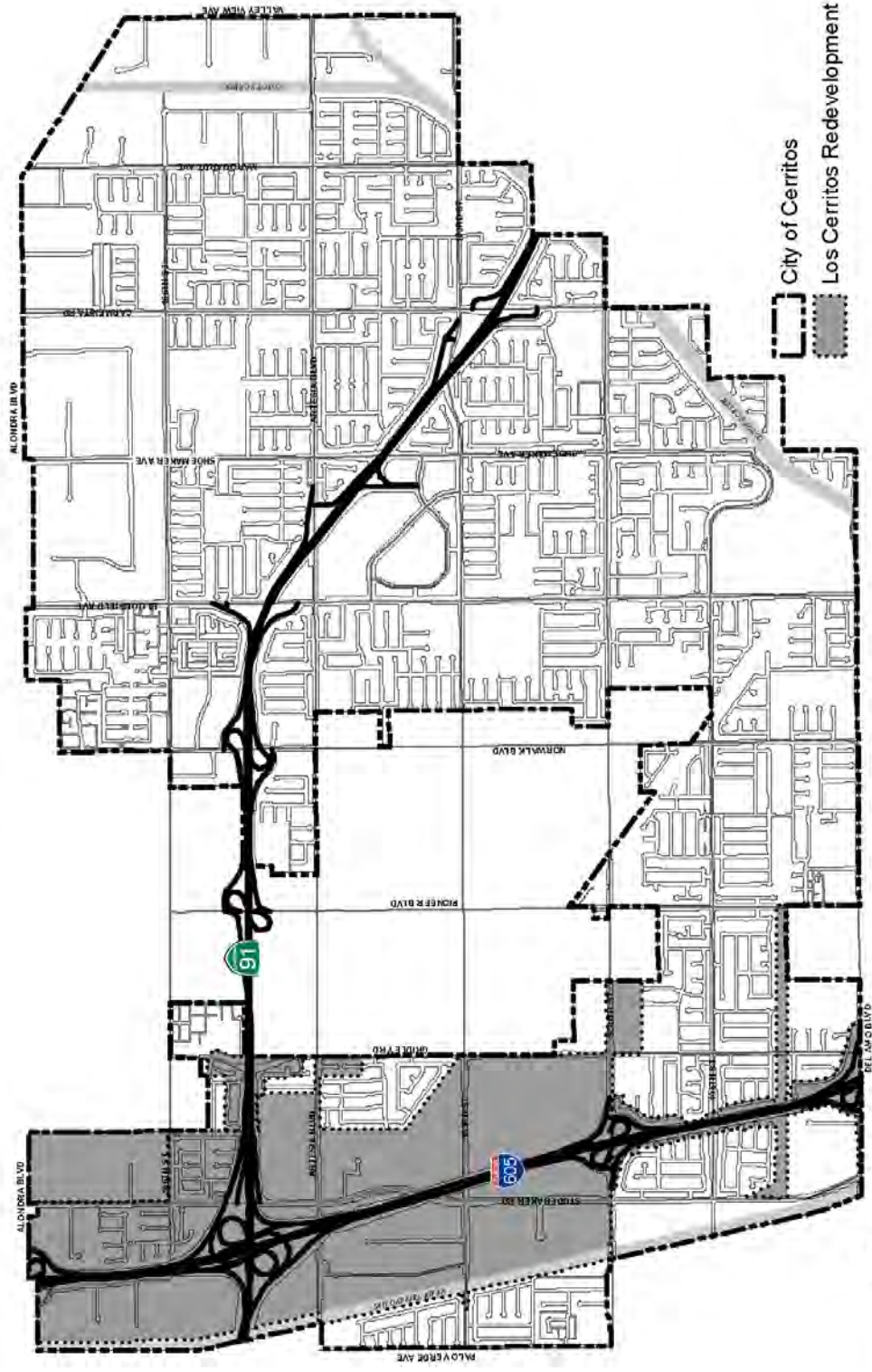


 **City Hall/Library** **Bloomfield Ave / 183rd St**
(562) 860-0311 / (562) 916-1350

 **Sheriff Station** **18135 Bloomfield Ave**
(562) 860-0044

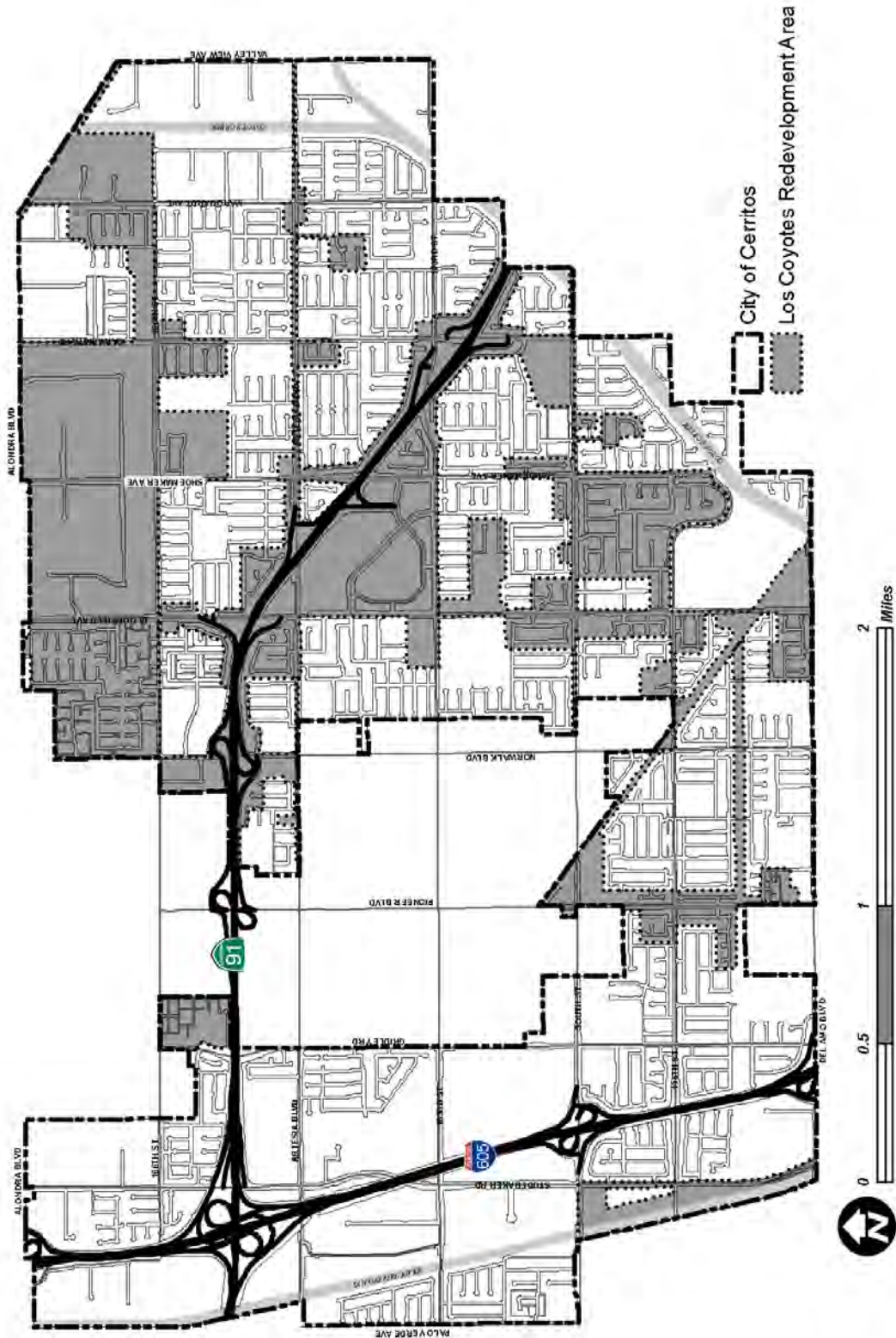
LOS CERRITOS REDEVELOPMENT AREA

Dissolved February 1, 2012

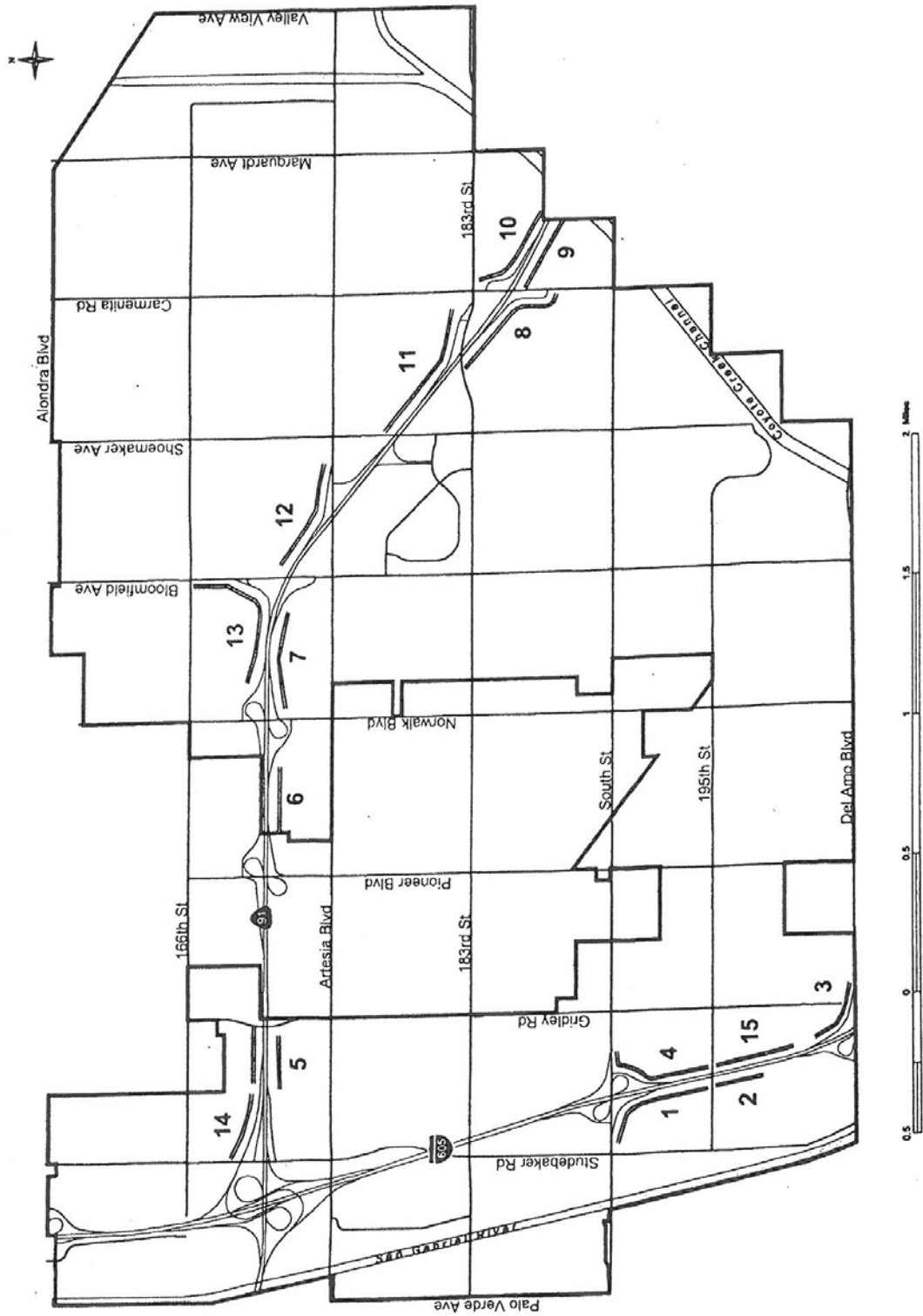


LOS COYOTES REDEVELOPMENT AREA

Dissolved February 1, 2012

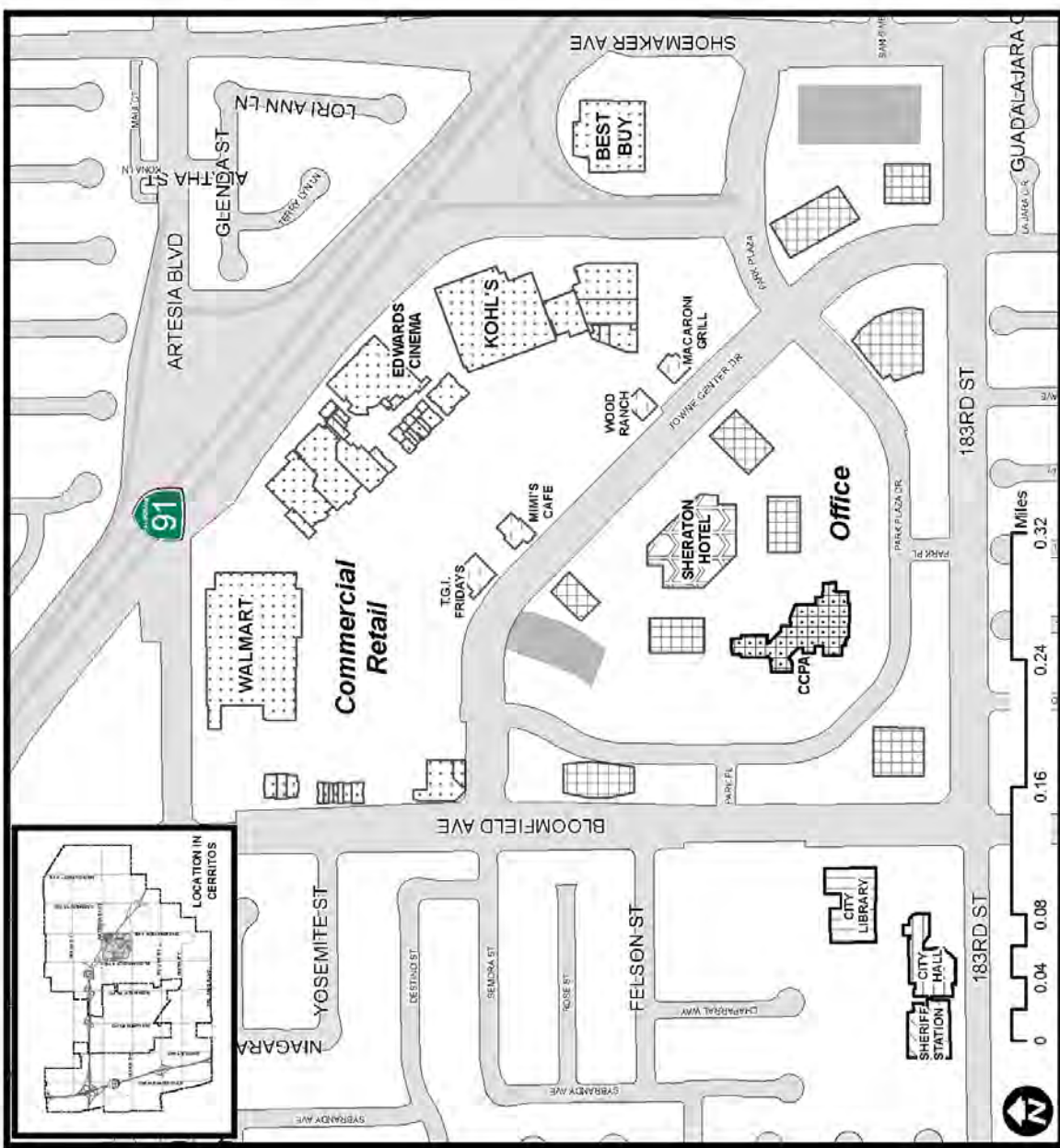


LOCATIONS OF FREEWAY BUFFER WALLS



CERRITOS TOWNE CENTER AREA

CIVIC CENTER	
	CITY HALL
	CITY LIBRARY
	SHERIFF STATION
TOWNE CENTER BUILDINGS	
	CCPA
	HOTEL
	OFFICE
	RETAIL
	RESTAURANT
	PARKING



Appendix F
City of Cerritos Demographics

City of Cerritos Demographics

Total Cerritos Population ¹⁵	50,143	
Male	24,757	49.4 %
Female	25,386	50.6 %
Median Age	45.8	
<u>Race</u>		
Asian	29,655	59.1 %
American Indian & Alaska Native	172	0.3 %
Black or African American	4,334	8.6 %
Native Hawaiian and Other Pacific Islander	267	0.5 %
White	9,937	19.8 %
Some other race	2,790	5.6 %
Two or more races	2,998	6.0 %
<u>Housing</u>		
Total housing units	16,128	
Occupied housing units	15,378	95.3 %
Vacant housing units	750	4.7 %
Owner-occupied housing units	11,896	77.4 %
Average household size of owner-occupied units	3.17	
Renter-occupied housing units	3,482	22.6 %
Average household size of renter-occupied units	3.53	
2021 median existing single-family home sales price (Jan)	\$837,000	
2021 median existing condominium home sales price (Jan)	\$573,000	
<u>Income</u>		
Median household income	\$106,190	

Sources: United States Census Bureau and Zillow.com

¹⁵ Cerritos population totals were provided via the U.S. Census Bureau, DP05 ACS 2019 American Community Survey 5-Year Estimates. At the time of the publication of this document, additional demographic data was not yet available. Summarily, the demographic data provided herein is reflective of the most recent available information.